



US00D626135S

(12) **United States Design Patent**  
**Choi et al.**

(10) **Patent No.:** **US D626,135 S**  
(45) **Date of Patent:** **\*\* Oct. 26, 2010**

(54) **VIDEO GRAPHICAL USER INTERFACE FOR TELEVISION RECEIVER**

(75) Inventors: **Yoo-Jin Choi**, Yongin-si (KR); **Yoo Tai Kim**, Yongin-si (KR)

(73) Assignee: **Samsung Electronics Co., Ltd.**, Suwon-Si (KR)

(\*\*) Term: **14 Years**

(21) Appl. No.: **29/329,189**

(22) Filed: **Dec. 10, 2008**

(30) **Foreign Application Priority Data**

Aug. 18, 2008 (KR) ..... 30-2008-0035617

(51) **LOC (9) Cl.** ..... **14-04**

(52) **U.S. Cl.** ..... **D14/486**

(58) **Field of Classification Search** ..... D14/485, D14/486, 487, 488, 489, 490, 491, 492, 493, D14/494, 495; 348/14.03, 14.14, 14.15, 348/569; 725/41, 43, 52, 53; 345/902, 951, 345/952, 955, 960; 715/793, 799, 808, 809, 715/810, 825, 828, 835, 838, 840, 841, 842, 715/843, 861, 864, 867, 974, 975, 977, 833, 715/215, 246, 700, 703, 712, 716, 719, 721, 715/727, 739, 771, 781, 783

See application file for complete search history.

(56) **References Cited**

**U.S. PATENT DOCUMENTS**

D471,204 S \* 3/2003 Dowd et al. .... D14/486

D558,218 S \* 12/2007 Kwon et al. .... D14/486

D566,126 S \* 4/2008 Park et al. .... D14/486  
D566,720 S \* 4/2008 Kwon et al. .... D14/486  
7,363,591 B2 \* 4/2008 Goldthwaite et al. .... 715/763  
D574,390 S \* 8/2008 Lee ..... D14/486  
2004/0140995 A1 \* 7/2004 Goldthwaite et al. .... 345/716  
2006/0026647 A1 \* 2/2006 Potrebic et al. .... 725/53  
2006/0095865 A1 \* 5/2006 Rostom ..... 715/810  
2006/0236342 A1 \* 10/2006 Kunkel et al. .... 725/52  
2007/0050733 A1 \* 3/2007 Lee et al. .... 715/825  
2007/0226622 A1 \* 9/2007 Kim et al. .... 715/716  
2009/0083668 A1 \* 3/2009 Aizawa et al. .... 715/838

**FOREIGN PATENT DOCUMENTS**

EM 001023626-0002 \* 11/2008

\* cited by examiner

*Primary Examiner*—Angela J Lee

(74) *Attorney, Agent, or Firm*—Staas & Halsey LLP

(57) **CLAIM**

The ornamental design for a video graphical user interface for television receiver, as shown and described.

**DESCRIPTION**

FIG. 1 is a front view of a first image of a video graphical user interface for television receiver; and,

FIG. 2 is a front view of a second image thereof.

The subject matter in this application includes a process or period in which an image changes into another image. This process or period forms no part of the claimed design.

The broken line showing of a television receiver is included for the purpose of illustrating environment and forms no part of the claimed design.

**1 Claim, 2 Drawing Sheets**

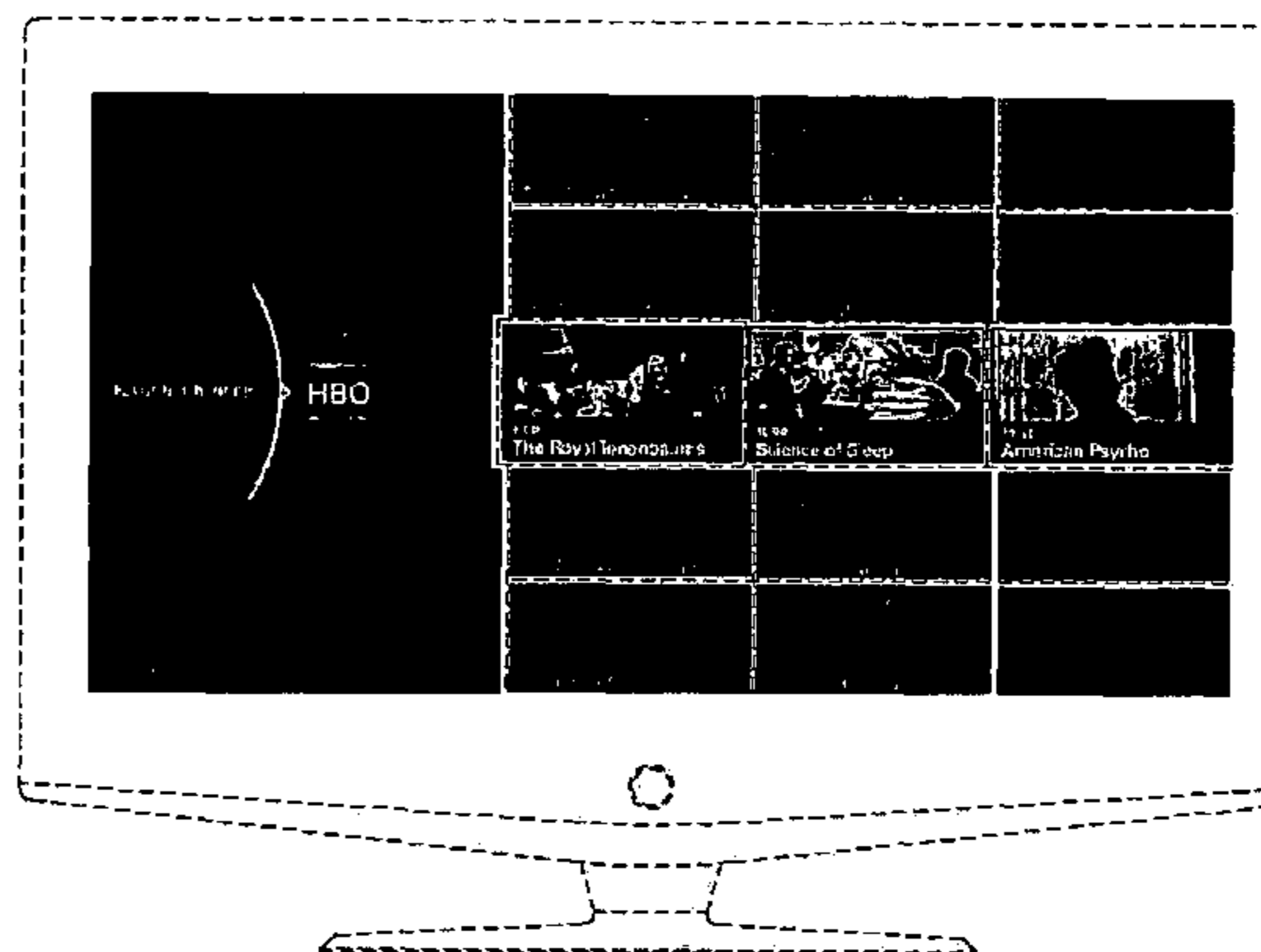
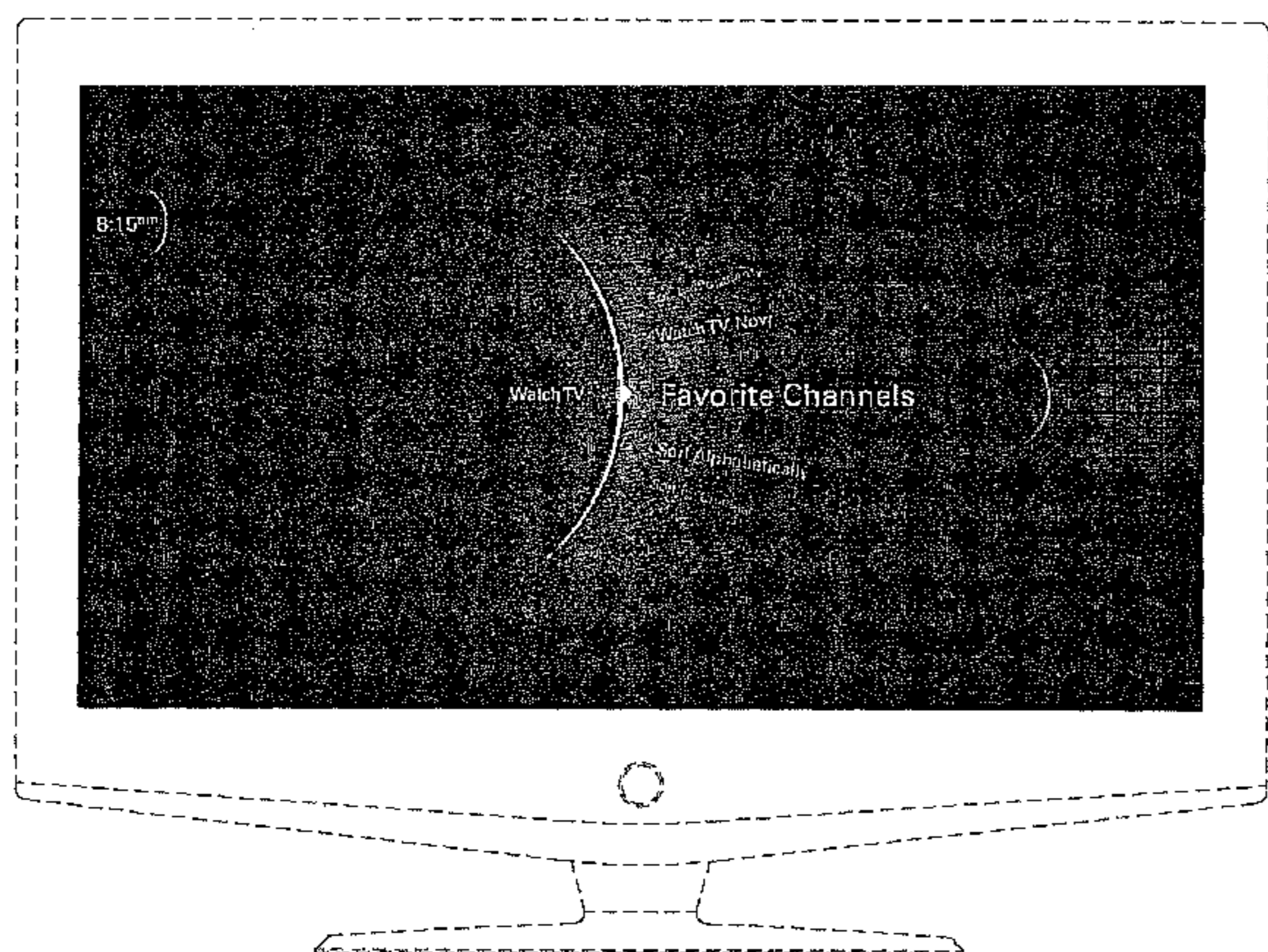


FIG. 1

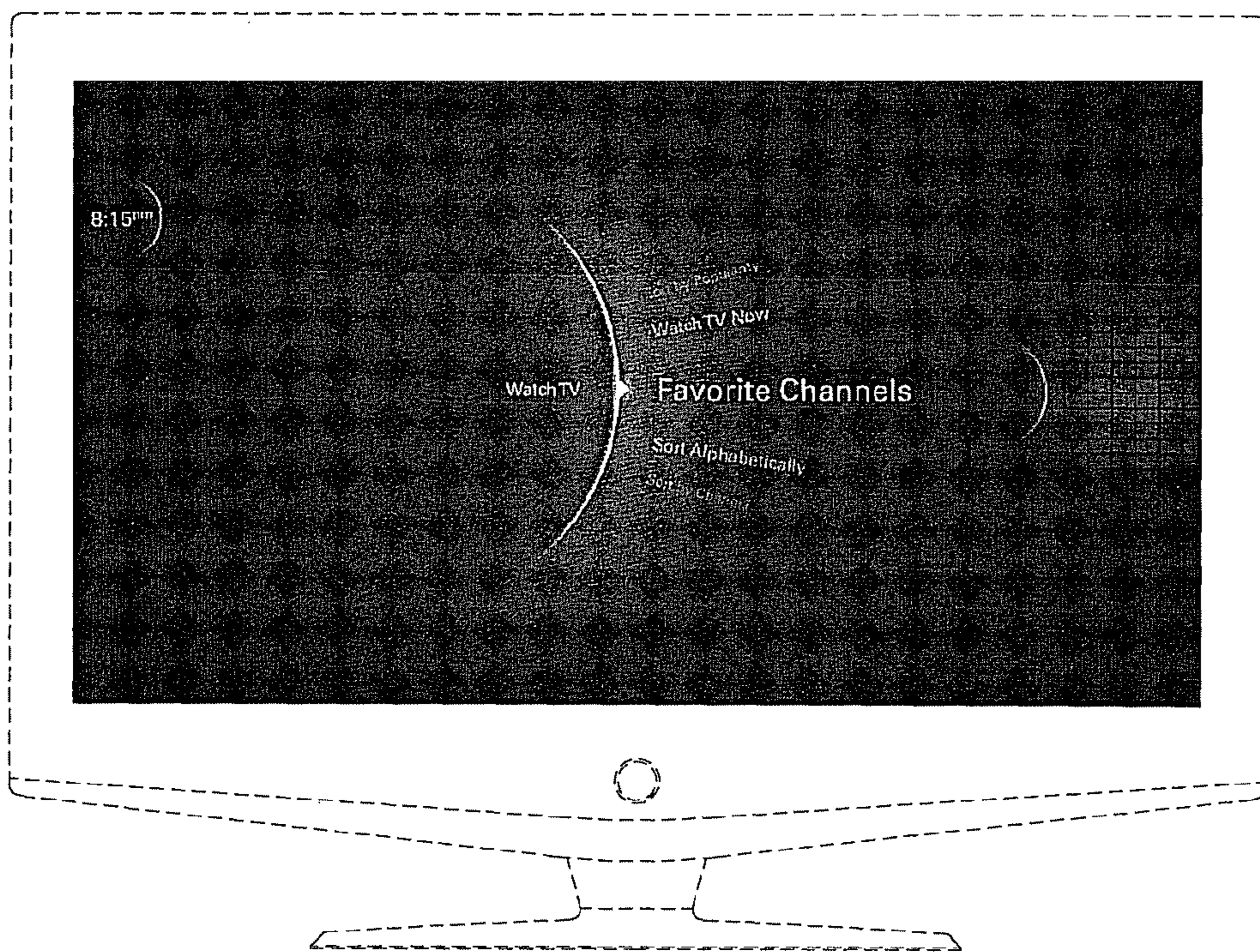


FIG. 2

