



US00D626130S

(12) **United States Design Patent**
Tsai

(10) **Patent No.:** **US D626,130 S**

(45) **Date of Patent:** **** Oct. 26, 2010**

(54) **PROTECTIVE CASING OF A PORTABLE STORAGE DEVICE**

(75) Inventor: **Shih-Huang Tsai**, Chung Ho (TW)

(73) Assignee: **A-Data Technology (Suzhou) Co., Ltd.**,
Suzhou, Jiangsu Province (CN)

(**) Term: **14 Years**

(21) Appl. No.: **29/344,856**

(22) Filed: **Oct. 5, 2009**

(30) **Foreign Application Priority Data**

Jun. 4, 2009 (CN) 2009 3 0037284

(51) **LOC (9) Cl.** **14-02**

(52) **U.S. Cl.** **D14/484.1**

(58) **Field of Classification Search** D14/356,
D14/411, 433, 435.1, 436, 137, 155, 167,
D14/168, 203.1-203.8, 240, 242, 299, 480.1-480.7,
D14/484.1; D3/201, 273; D13/107, 108,
D13/149, 184; 710/300, 301; 439/131, 135-147;
361/679.31, 679.33, 679.4, 752; 711/100,
711/115

See application file for complete search history.

(56) **References Cited**

U.S. PATENT DOCUMENTS

D261,764 S * 11/1981 Klucznik et al. D14/137
D275,752 S * 10/1984 Mahan D14/240
D286,770 S * 11/1986 Melcher D13/184
D307,214 S * 4/1990 Litton D3/208
D489,053 S * 4/2004 Nakamura D14/167

D540,539 S * 4/2007 Gutierrez D3/269
D553,618 S * 10/2007 Cheng D14/356
D558,787 S * 1/2008 Yu et al. D14/496
D574,605 S * 8/2008 Schroeder et al. D3/201
D595,719 S * 7/2009 Hu D14/411
2009/0124104 A1 * 5/2009 Zhu et al. 439/131
2010/0015853 A1 * 1/2010 Kuo 439/620.21

OTHER PUBLICATIONS

Design Registration Application No. 001147235-0001 [Europe], registered on Jun. 18, 2009.*

* cited by examiner

Primary Examiner—Robin V Webster

Assistant Examiner—Karen E Kearney

(74) *Attorney, Agent, or Firm*—Cheng-Ju Chiang

(57) **CLAIM**

The ornamental design for protective casing of a portable storage device, as shown and described.

DESCRIPTION

FIG. 1 is a perspective view of my new design;

FIG. 2 is a front view thereof;

FIG. 3 is a rear view thereof;

FIG. 4 is a left side view thereof;

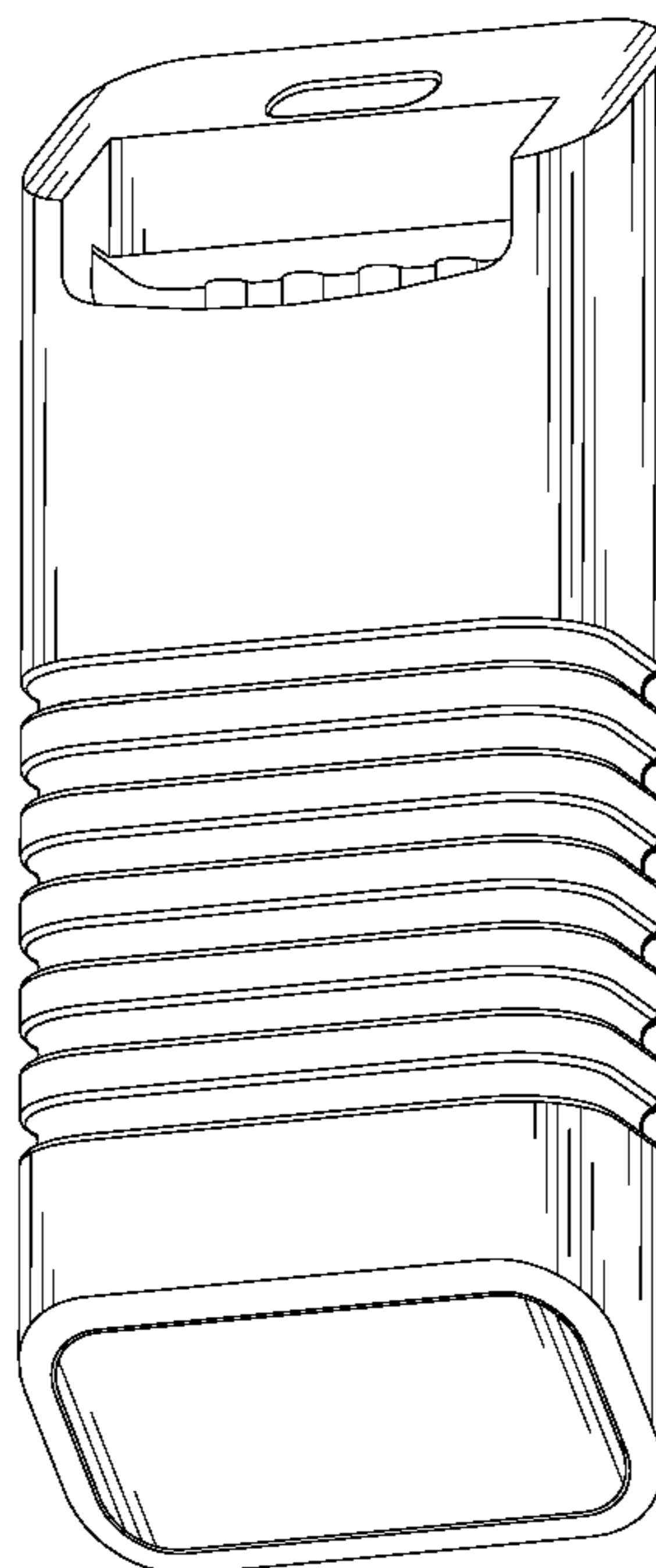
FIG. 5 is a right side view thereof;

FIG. 6 is a top plan view thereof; and,

FIG. 7 is a bottom plan view thereof.

The broken line in FIG. 3 defines the bounds of the claimed design and forms no part thereof.

1 Claim, 5 Drawing Sheets



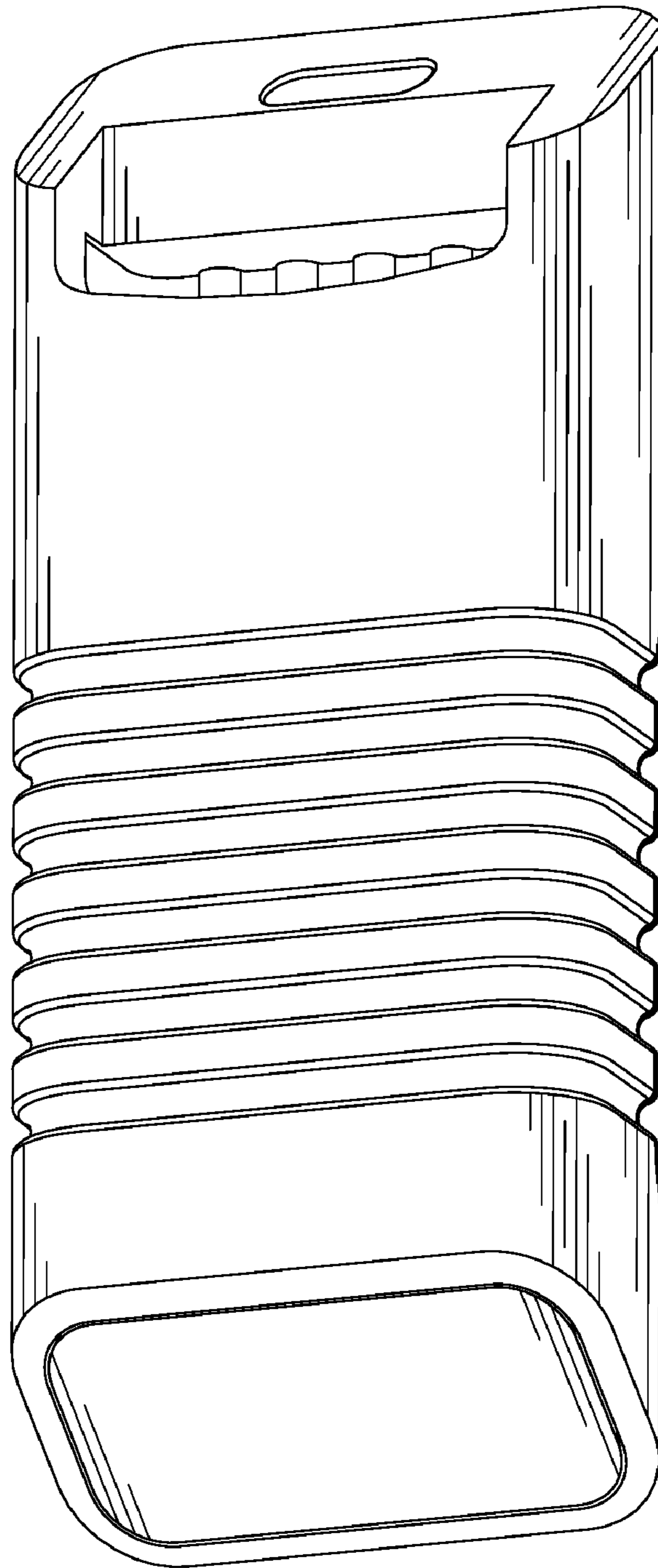


FIG. 1




FIG. 2

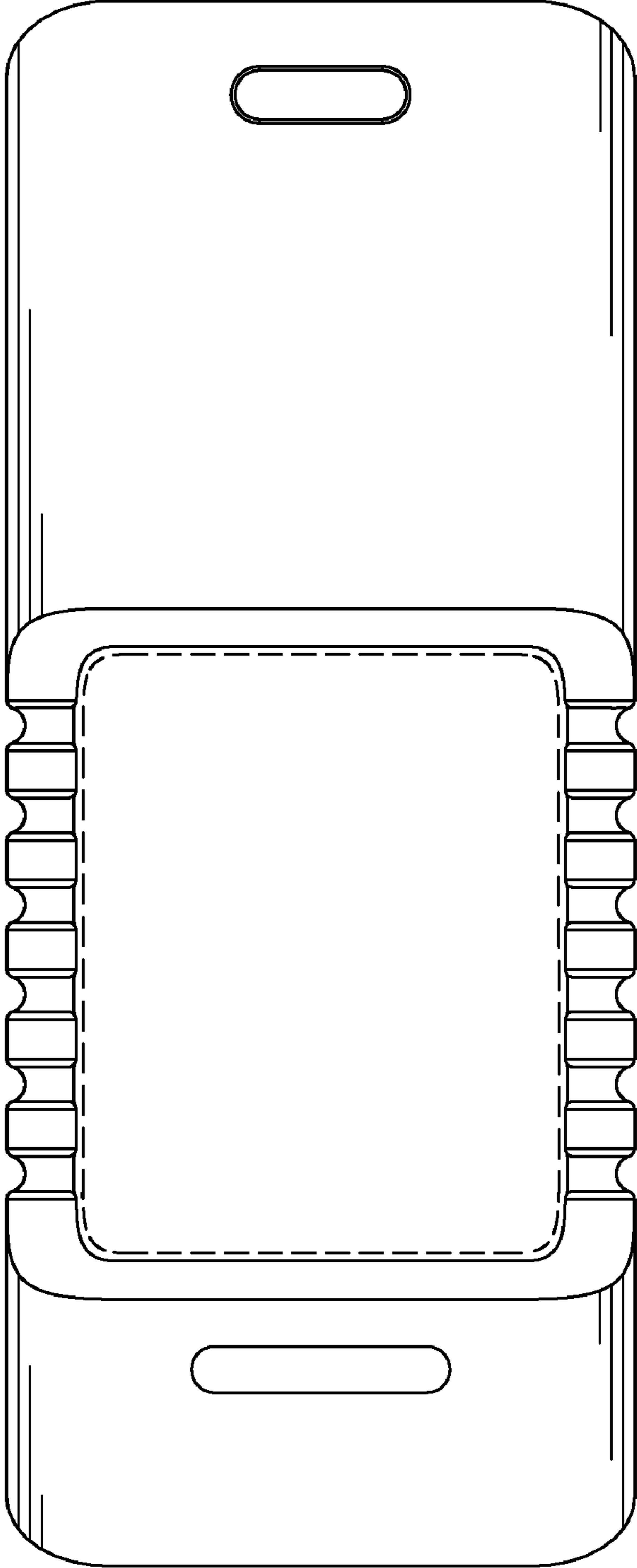


FIG. 3




FIG. 4




FIG. 5

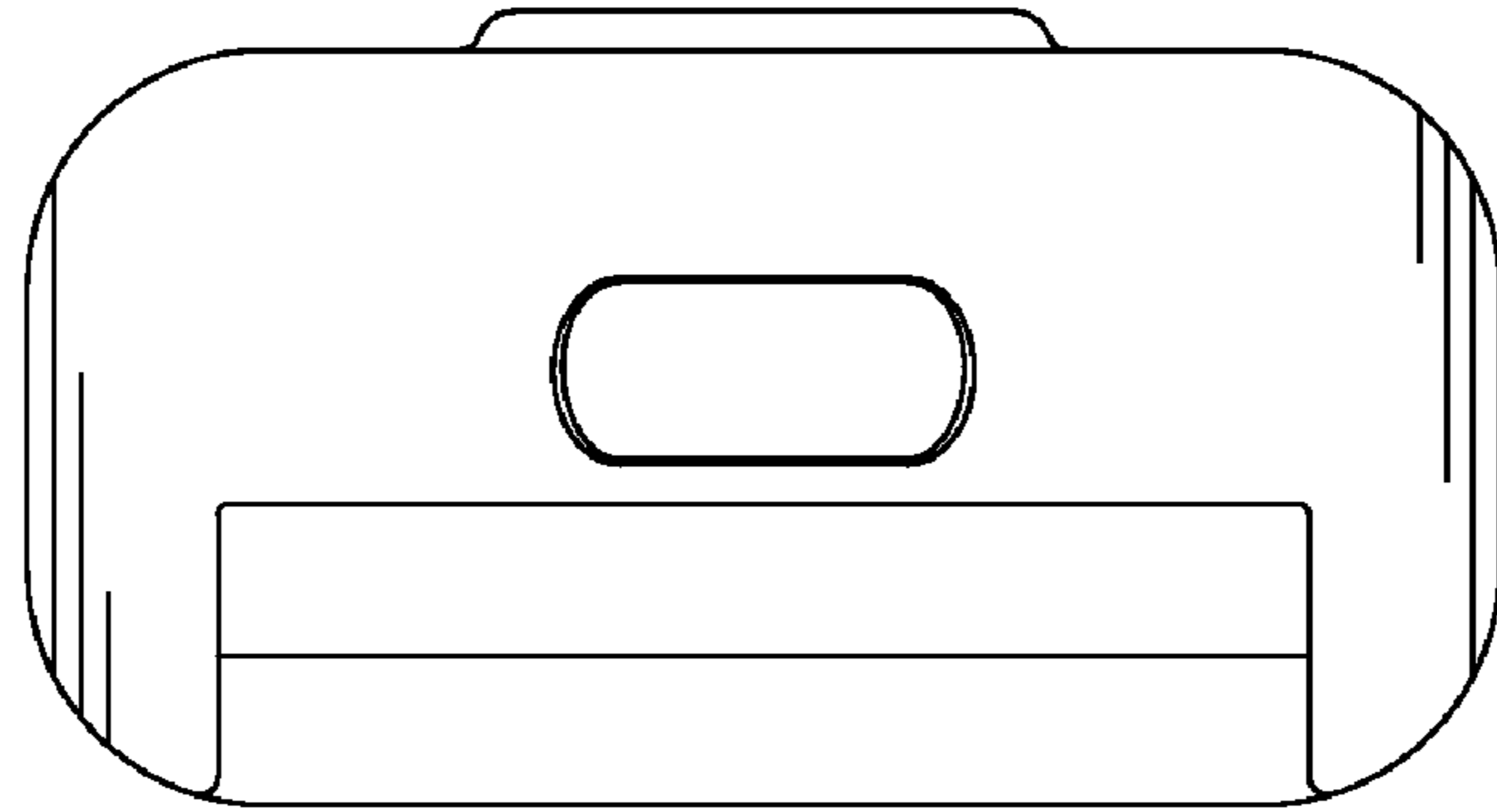


FIG. 6

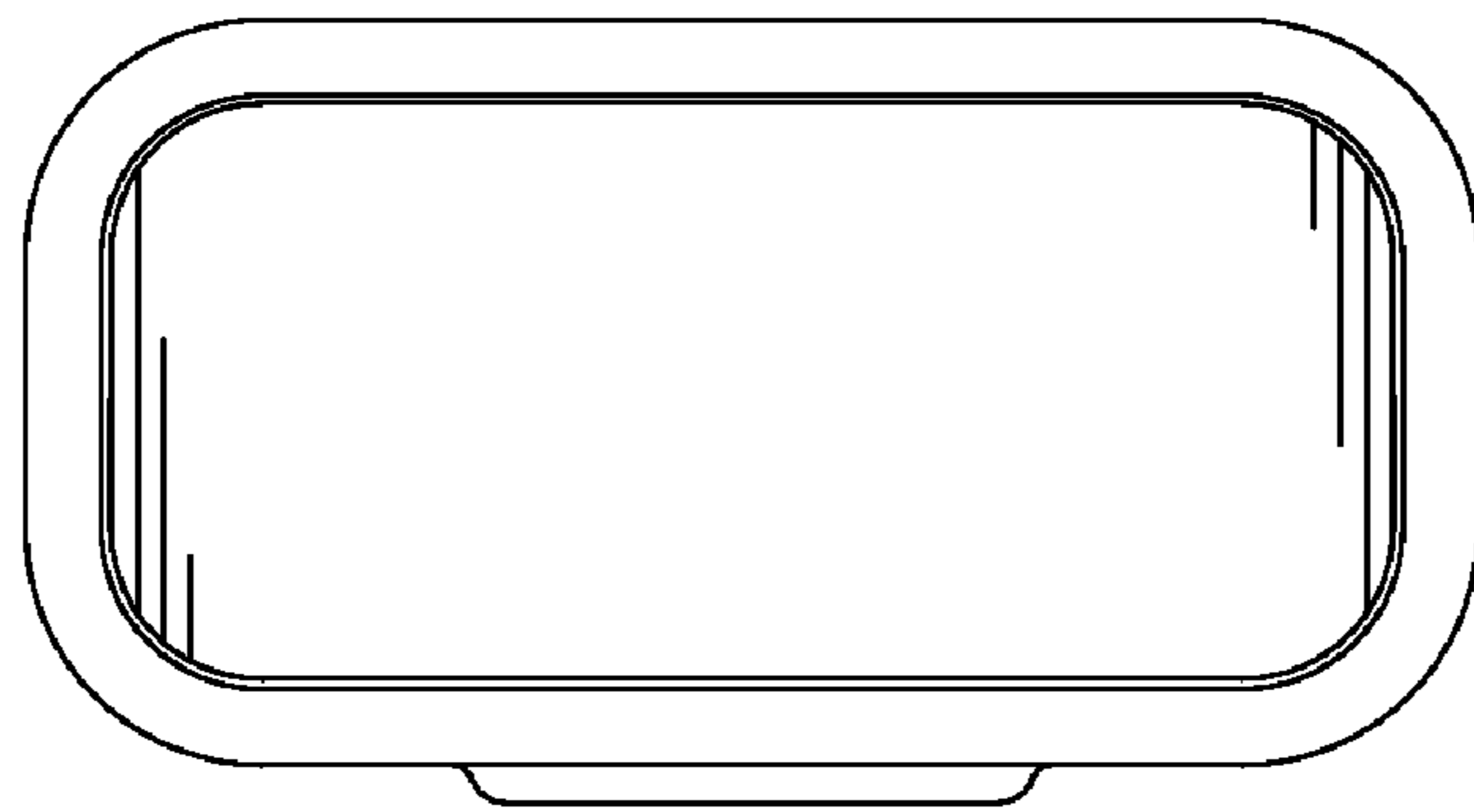


FIG. 7