

US00D626101S

(12) **United States Design Patent**
Kim et al.

(10) **Patent No.:** **US D626,101 S**
(45) **Date of Patent:** **** Oct. 26, 2010**

(54) **TELEVISION RECEIVER**

(75) Inventors: **Kyoung-Hoon Kim**, Kyunggi-do (KR);
Dae-Hun Jung, Seoul (KR)

(73) Assignee: **Samsung Electronics Co., Ltd.**,
Kyunggi-do (KR)

(**) Term: **14 Years**

(21) Appl. No.: **29/349,409**

(22) Filed: **Mar. 31, 2010**

D529,910 S 10/2006 Ota
D532,764 S 11/2006 Kim et al.
D533,848 S 12/2006 Lee et al.
D534,510 S 1/2007 Kang et al.
D534,883 S 1/2007 Kang et al.
D535,267 S 1/2007 Kang et al.
D536,677 S 2/2007 Kim et al.
D537,079 S 2/2007 Park
D539,242 S 3/2007 Lee et al.
D539,281 S 3/2007 Kim et al.
D539,767 S 4/2007 Kang et al.
D540,277 S 4/2007 Kim et al.
D541,236 S 4/2007 Kim et al.

(51) **LOC (9) Cl.** **14-03**

(52) **U.S. Cl.** **D14/126**

(58) **Field of Classification Search** D14/125–134,
D14/239, 371, 136, 374–377, 440, 450, 448,
D14/336, 342; 312/7.2; 348/836, 838, 180,
348/184, 325, 739; 341/12; 248/917–924,
248/465; 345/104, 133, 156, 168, 87, 173;
720/605, 669, 600, 655; 369/99, 197; D21/329,
D21/515, 577, 622, 333, 433, 448, 452, 450,
D21/331; D6/477, 479, 300; 273/148 B;
446/484, 175, 356; D10/15, 26

See application file for complete search history.

(56) **References Cited**

U.S. PATENT DOCUMENTS

4,329,800 A * 5/1982 Shuman 40/606.14
D346,286 S * 4/1994 Caponigro et al. D6/419
D373,584 S * 9/1996 Anand D14/126
D434,738 S * 12/2000 Takemasa D14/133
D494,941 S 8/2004 Kim
D499,386 S 12/2004 Yang
D512,424 S 12/2005 Kim
D515,523 S * 2/2006 Asanuma et al. D14/129
D521,511 S 5/2006 Kim et al.
D521,996 S 5/2006 Kim et al.
D521,997 S 5/2006 Park et al.
D552,509 S 6/2006 Park et al.
D524,313 S 7/2006 Boo et al.
D527,003 S 8/2006 Kim et al.
D528,115 S 9/2006 Yoon
D528,116 S 9/2006 Won et al.

(Continued)

OTHER PUBLICATIONS

U.S. Appl. No. 29/308,634, Applicant: Kyu-Mi Han, et al., filed Jun. 27, 2008 entitled Television Set.

(Continued)

Primary Examiner—Raphael Barkai
(74) *Attorney, Agent, or Firm*—Flynn, Thiel, Boutell & Tanis, P.C.

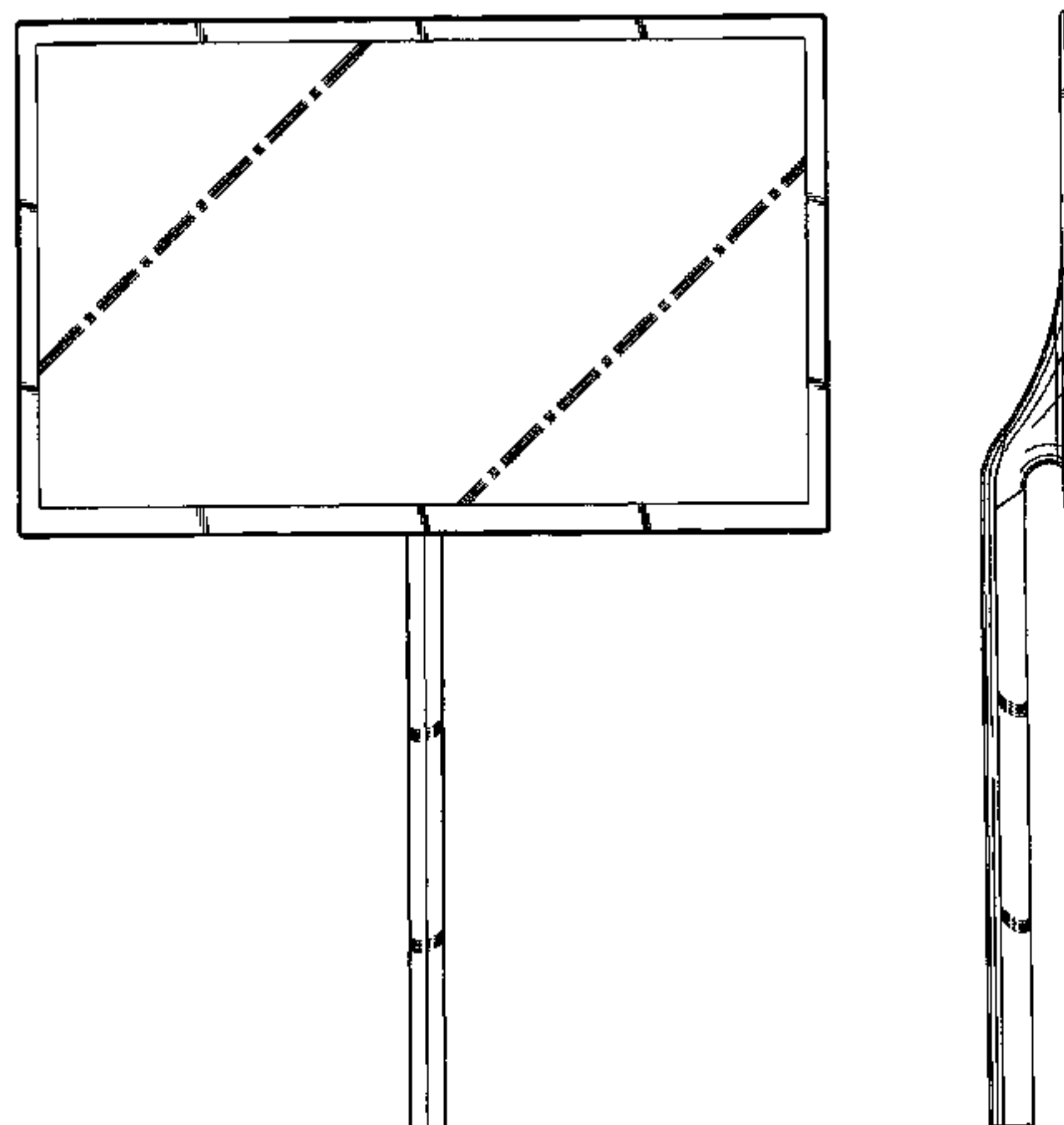
(57) **CLAIM**

The ornamental design for a television receiver, as shown and described.

DESCRIPTION

FIG. 1 is a top front perspective view of a television receiver showing our new design;
FIG. 2 is a front elevational view thereof;
FIG. 3 is a rear elevational view thereof;
FIG. 4 is a left side elevational view thereof;
FIG. 5 is a right side elevational view thereof;
FIG. 6 is a top plan view thereof; and,
FIG. 7 is a bottom plan view thereof.

1 Claim, 5 Drawing Sheets



US D626,101 S

Page 2

U.S. PATENT DOCUMENTS

D541,763 S 5/2007 Kim
 D542,243 S * 5/2007 Lewis D14/126
 D542,746 S 5/2007 Kim
 D542,747 S 5/2007 Kim et al.
 D543,163 S 5/2007 Yang et al.
 D543,164 S 5/2007 Yang et al.
 D544,849 S 6/2007 Yang et al.
 D545,312 S 6/2007 Kim
 D545,313 S 6/2007 Kim
 D545,314 S 6/2007 Kim
 D545,315 S 6/2007 Kim
 D545,316 S 6/2007 Kim
 D545,776 S * 7/2007 Kwon D14/126
 D545,820 S 7/2007 Won et al.
 D546,331 S 7/2007 Kim
 D547,276 S 7/2007 Yang et al.
 D547,313 S 7/2007 Kim
 D548,205 S 8/2007 Kim et al.
 D548,206 S 8/2007 Han
 D548,708 S 8/2007 Park et al.
 D551,186 S 9/2007 Yang et al.
 D551,194 S 9/2007 Kim et al.
 D551,636 S 9/2007 Kang et al.
 D553,108 S 10/2007 Won et al.
 D554,601 S 11/2007 Won et al.
 D556,159 S 11/2007 Park et al.
 D556,160 S 11/2007 Lee et al.
 D556,709 S 12/2007 Kim et al.
 D556,755 S 12/2007 Lee et al.
 D556,756 S 12/2007 Kataoka et al.
 D556,757 S 12/2007 Kim et al.
 D558,201 S 12/2007 Park et al.
 D558,696 S 1/2008 Park et al.
 D561,130 S 2/2008 Won et al.
 D561,134 S 2/2008 Kim et al.
 D561,135 S 2/2008 Won et al.
 D561,136 S 2/2008 Won et al.
 D564,472 S 3/2008 Won et al.
 D565,521 S 4/2008 Yang et al.
 D567,198 S 4/2008 Yang et al.
 D567,199 S 4/2008 Kim et al.
 D569,818 S 5/2008 Kim et al.
 D570,841 S 6/2008 Kim et al.
 D572,680 S 7/2008 Lee et al.
 D572,682 S 7/2008 Won et al.
 D573,118 S 7/2008 Yang et al.
 D573,559 S 7/2008 Kim et al.
 D575,247 S 8/2008 Lee
 D576,622 S 9/2008 Park

D579,889 S 11/2008 Noh
 D582,365 S 12/2008 Yang et al.
 D582,366 S 12/2008 Yang et al.
 D582,867 S 12/2008 Song et al.
 D584,258 S 1/2009 Yang et al.
 D584,309 S 1/2009 Kim et al.
 D584,310 S 1/2009 Kim et al.
 D584,729 S 1/2009 Kim et al.
 D586,811 S 2/2009 Kim et al.
 D587,712 S 3/2009 Park et al.
 D592,621 S 5/2009 Han et al.
 D593,974 S 6/2009 Yang et al.
 D597,041 S 7/2009 Cho et al.
 D597,975 S * 8/2009 Ohno D14/126
 D597,977 S 8/2009 Won et al.
 D597,978 S 8/2009 Won et al.
 D599,755 S * 9/2009 Jin et al. D14/126
 D608,311 S 1/2010 Lee et al.
 D609,658 S 2/2010 Kim et al.
 D610,143 S 2/2010 Park et al.
 D614,596 S 4/2010 Won et al.
 2003/0058372 A1 * 3/2003 Williams et al. 348/836

OTHER PUBLICATIONS

U.S. Appl. No. 29/316,364, Applicant: Jae-Seung Song, et al., filed Sep. 17, 2009 entitled LCD Television Set.
 U.S. Appl. No. 29/316,365, Applicant: Jae-Seung Song, et al., filed Sep. 17, 2009 entitled LCD Television Set.
 U.S. Appl. No. 29/316,366, Applicant: Dong-Hee Won, et al., filed Sep. 17, 2009 entitled LED Television Set.
 U.S. Appl. No. 29/316,367, Applicant: Young-Sun Shin, et al., filed Sep. 17, 2009 entitled LCD Television Set.
 U.S. Appl. No. 29/308,894, Applicant: Eui-Seok Kim, et al., filed Jul. 14, 2008 entitled LCD Monitor.
 U.S. Appl. No. 29/348,342, Applicant: Jung-Hyun Lee, et al., filed Dec. 22, 2009 entitled LED Television Set.
 U.S. Appl. No. 29/348,517, Applicant: Yong-Joo Lee, et al., filed Feb. 10, 2010 entitled LCD Monitor.
 U.S. Appl. No. 29/349,396, Applicant: Young-Jin Seo, et al., filed Mar. 31, 2010 entitled LED Monitor.
 U.S. Appl. No. 29/349,398, Applicant: Ok-Keun Lee, et al., filed Mar. 31, 2010 entitled LED Monitor.
 U.S. Appl. No. 29/349,399, Applicant: Sang-Il Park, filed Mar. 31, 2010 entitled LCD Monitor.
 U.S. Appl. No. 29/349,400, Applicant: Sang-Il Park, filed Mar. 31, 2010 entitled LCD Monitor.
 U.S. Appl. No. 29/349,406, Applicant: Kyoung-Hoon Kim, et al., filed Mar. 31, 2010 entitled Television Receiver.

* cited by examiner

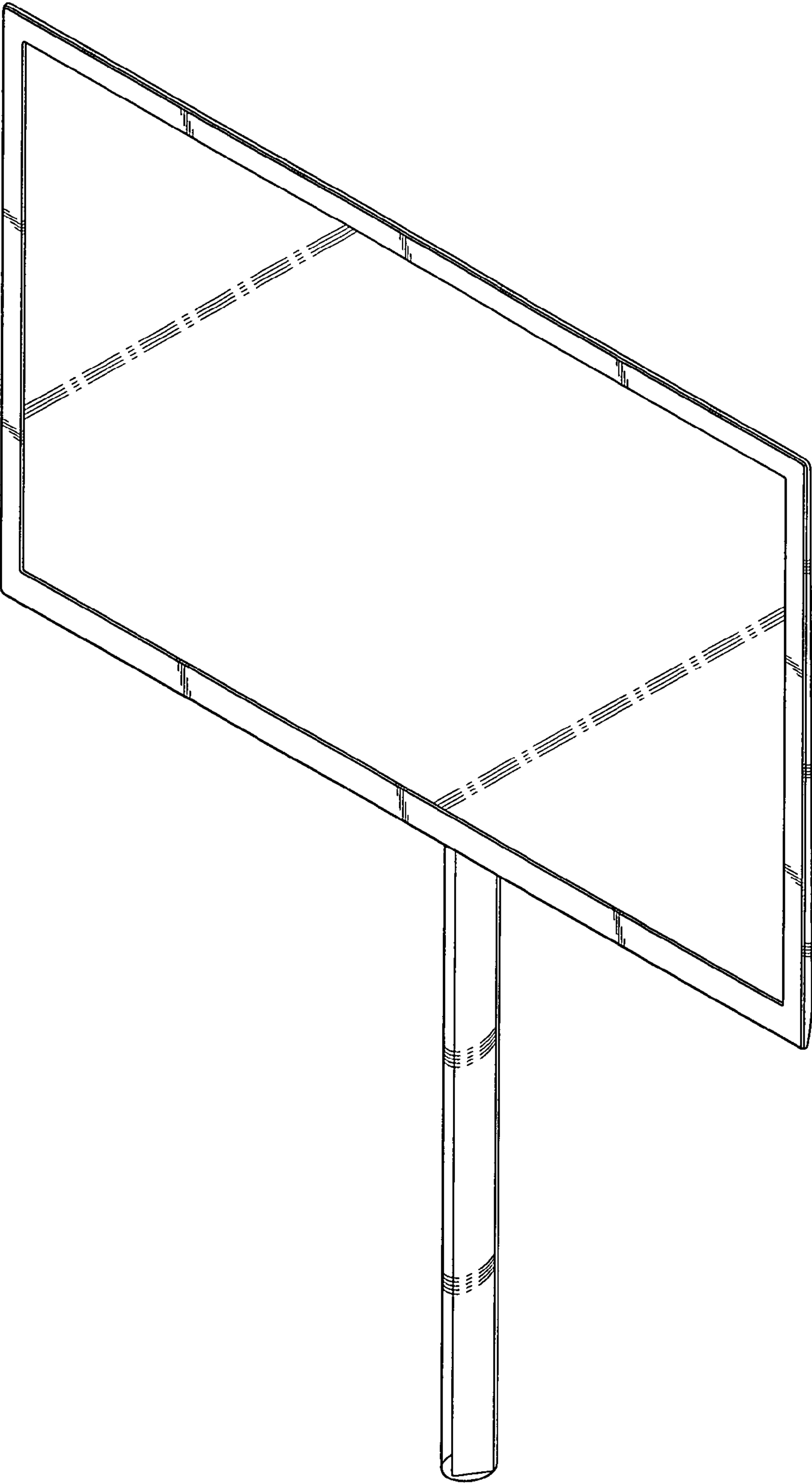


FIG. 1

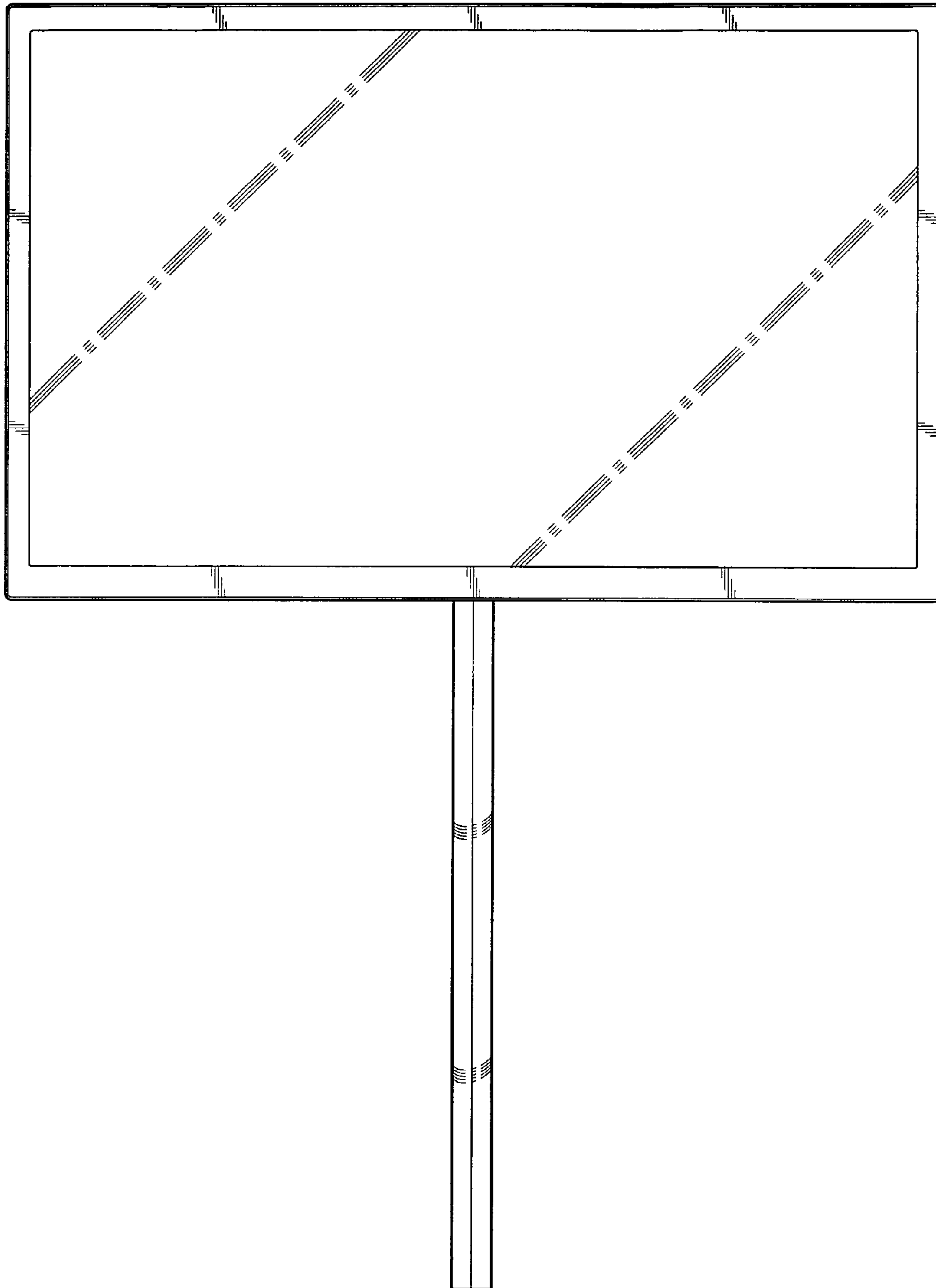


FIG. 2

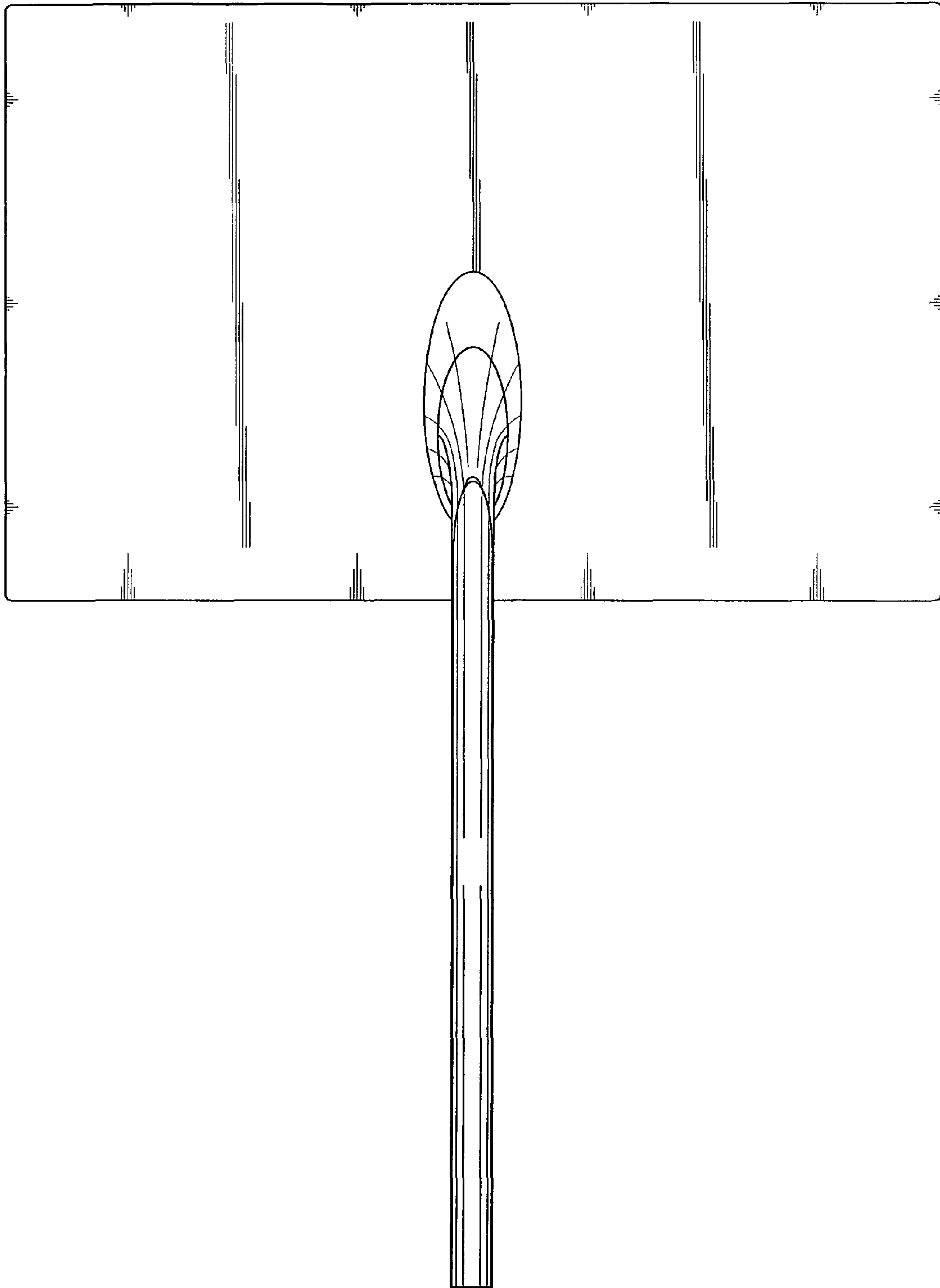


FIG. 3

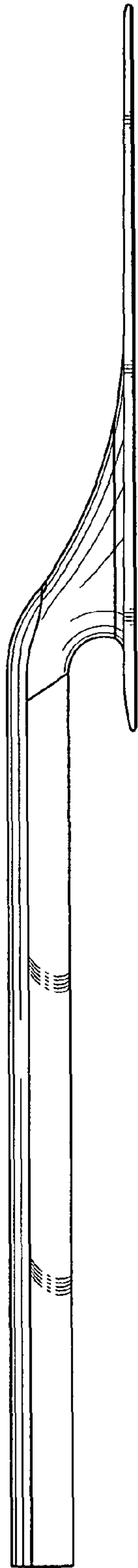


FIG. 4



FIG. 5

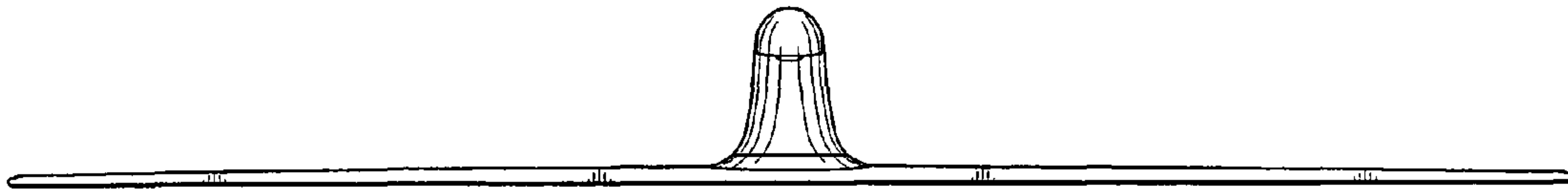


FIG. 6

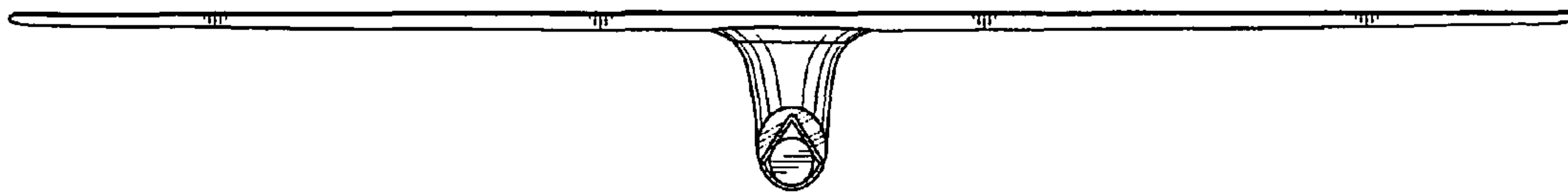


FIG. 7