

US00D626099S

(12) **United States Design Patent**  
**Huang**

(10) **Patent No.:** **US D626,099 S**

(45) **Date of Patent:** **\*\* Oct. 26, 2010**

(54) **SET-TOP BOX**

(75) Inventor: **Chien-Ju Huang**, Taipei Hsien (TW)

(73) Assignee: **Hon Hai Precision Industry Co., Ltd.**,  
Tu-Cheng, Taipei Hsien (TW)

(\*\*) Term: **14 Years**

(21) Appl. No.: **29/362,526**

(22) Filed: **May 27, 2010**

(51) **LOC (9) Cl.** ..... **14-01**

(52) **U.S. Cl.** ..... **D14/125**

(58) **Field of Classification Search** ..... D14/125-134,  
D14/168, 188, 197, 198, 239, 371, 136, 374-377,  
D14/496-510; 312/7.2; 348/836, 838, 180,  
348/184, 325, 739; 341/12; 248/917-924,  
248/465, 123.11; 345/104, 133, 156, 168,  
345/87, 173, 169; 349/1, 2, 11, 62; 720/605,  
720/612, 619, 647, 600, 99, 197; 455/347-351;  
360/99.07; 369/75.11, 75.21

See application file for complete search history.

(56) **References Cited**

**U.S. PATENT DOCUMENTS**

D508,899 S \* 8/2005 Suzuki ..... D14/125  
D522,531 S \* 6/2006 Solomon et al. .... D14/496  
D528,080 S \* 9/2006 Wells ..... D14/125  
D549,191 S \* 8/2007 Paradise et al. .... D14/125

D582,385 S \* 12/2008 Sanguinetti ..... D14/188  
D584,254 S \* 1/2009 Jeon et al. .... D14/125  
D595,736 S \* 7/2009 Son et al. .... D14/502  
D599,754 S \* 9/2009 Xie et al. .... D14/125  
D620,953 S \* 8/2010 Andre et al. .... D14/496  
D621,397 S \* 8/2010 Andre et al. .... D14/314

\* cited by examiner

*Primary Examiner*—Raphael Barkai

*Assistant Examiner*—Randall Gholson

(74) *Attorney, Agent, or Firm*—Raymond J. Chew

(57) **CLAIM**

The ornamental design for a set-top box, as shown and described.

**DESCRIPTION**

FIG. 1 is a perspective view of a set-top box showing my new design;

FIG. 2 is a front elevational view thereof;

FIG. 3 is a rear elevational view thereof;

FIG. 4 is a left side elevational view thereof;

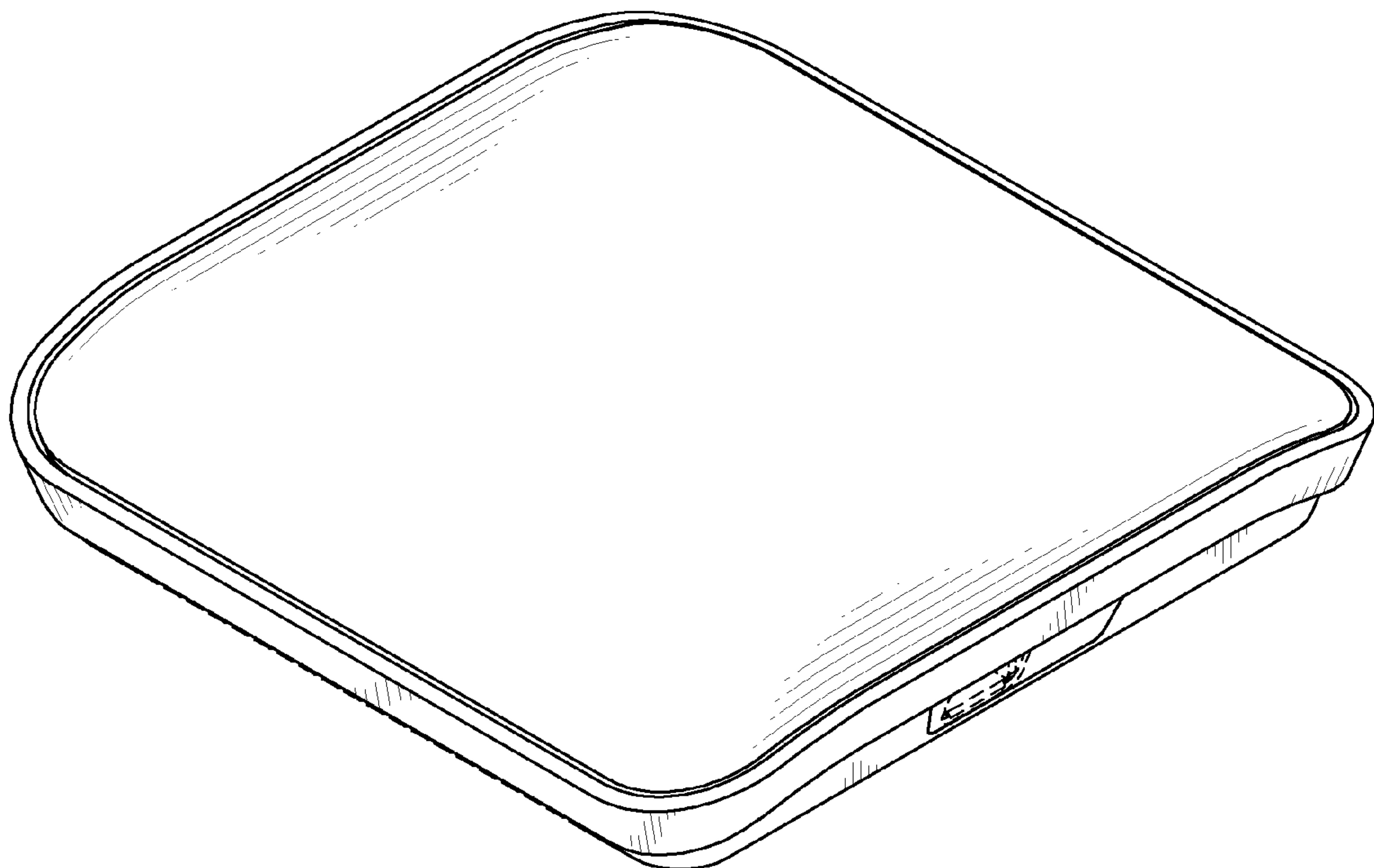
FIG. 5 is a right side elevational view thereof;

FIG. 6 is a top plan view thereof; and,

FIG. 7 is a bottom plan view thereof.

The broken lines are for illustrative purposes only and form no part of the claimed design.

**1 Claim, 7 Drawing Sheets**



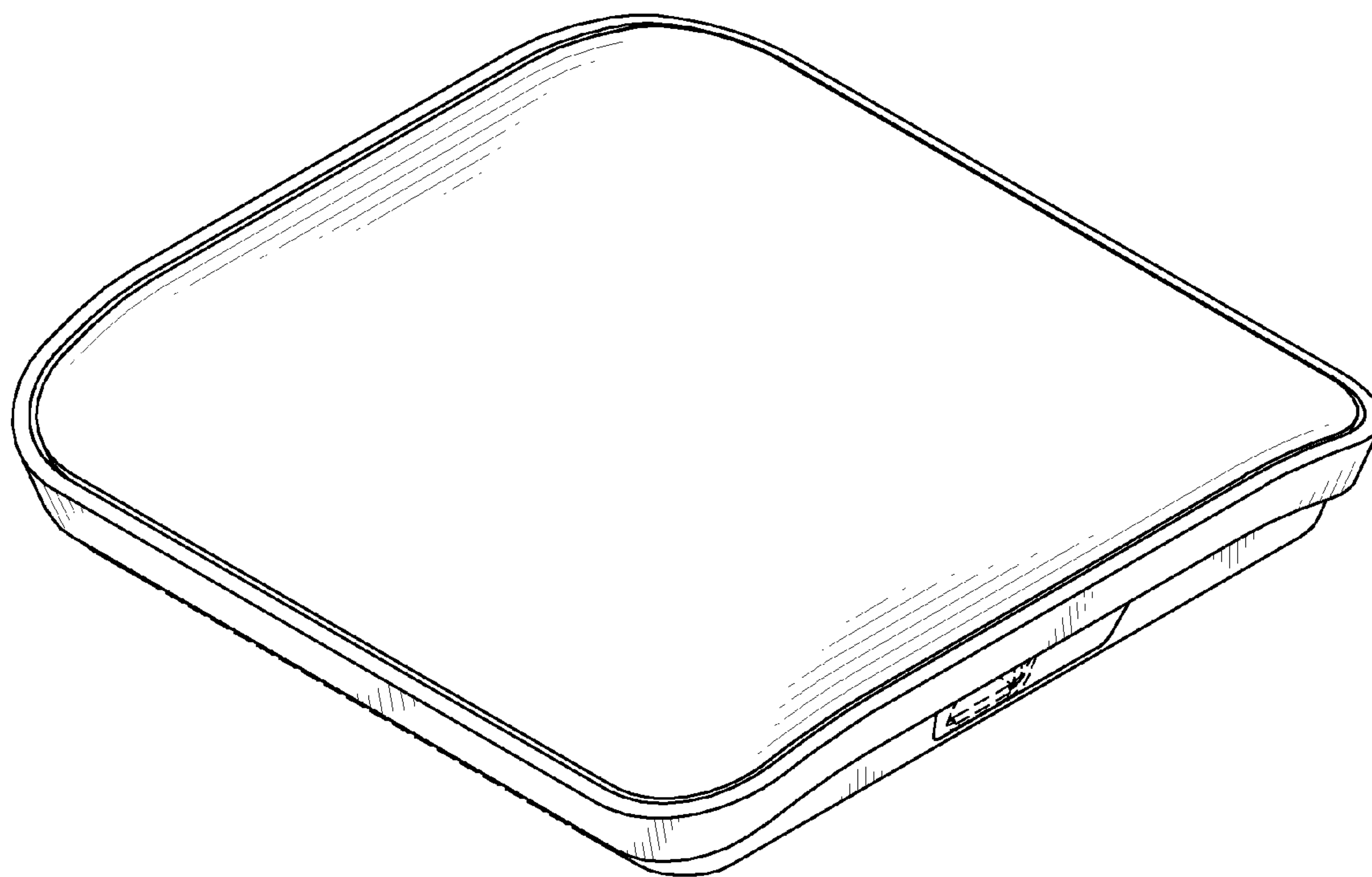


FIG. 1

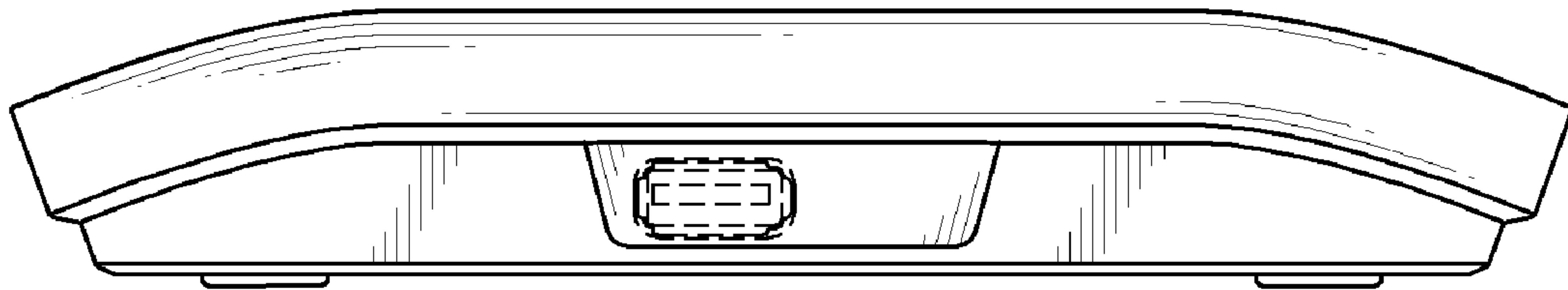


FIG. 2

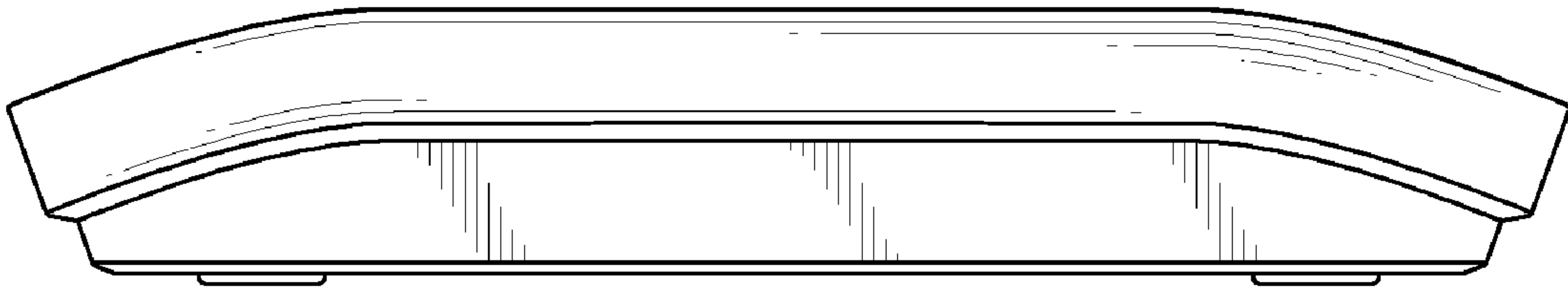


FIG. 3

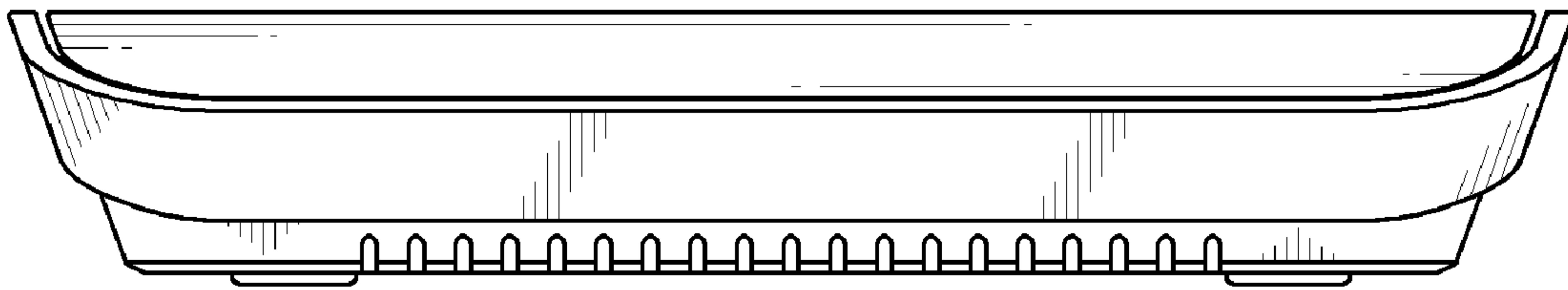


FIG. 4

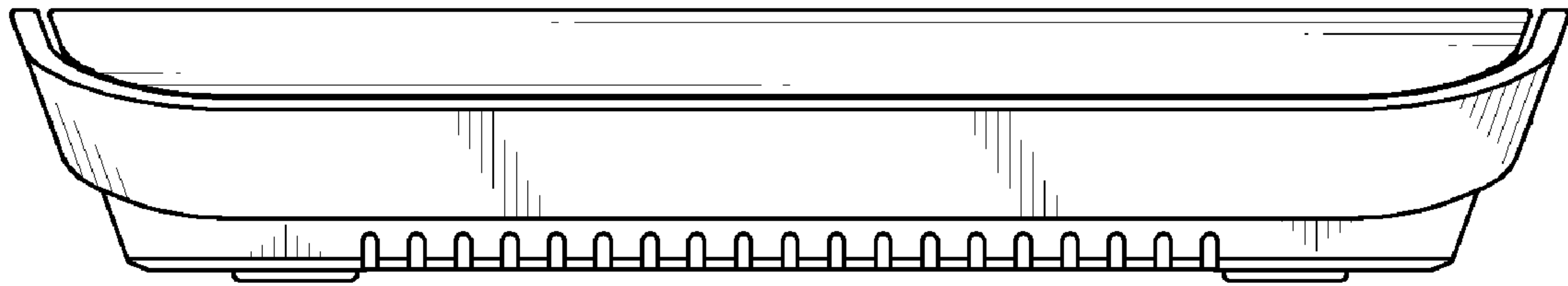


FIG. 5




FIG. 6

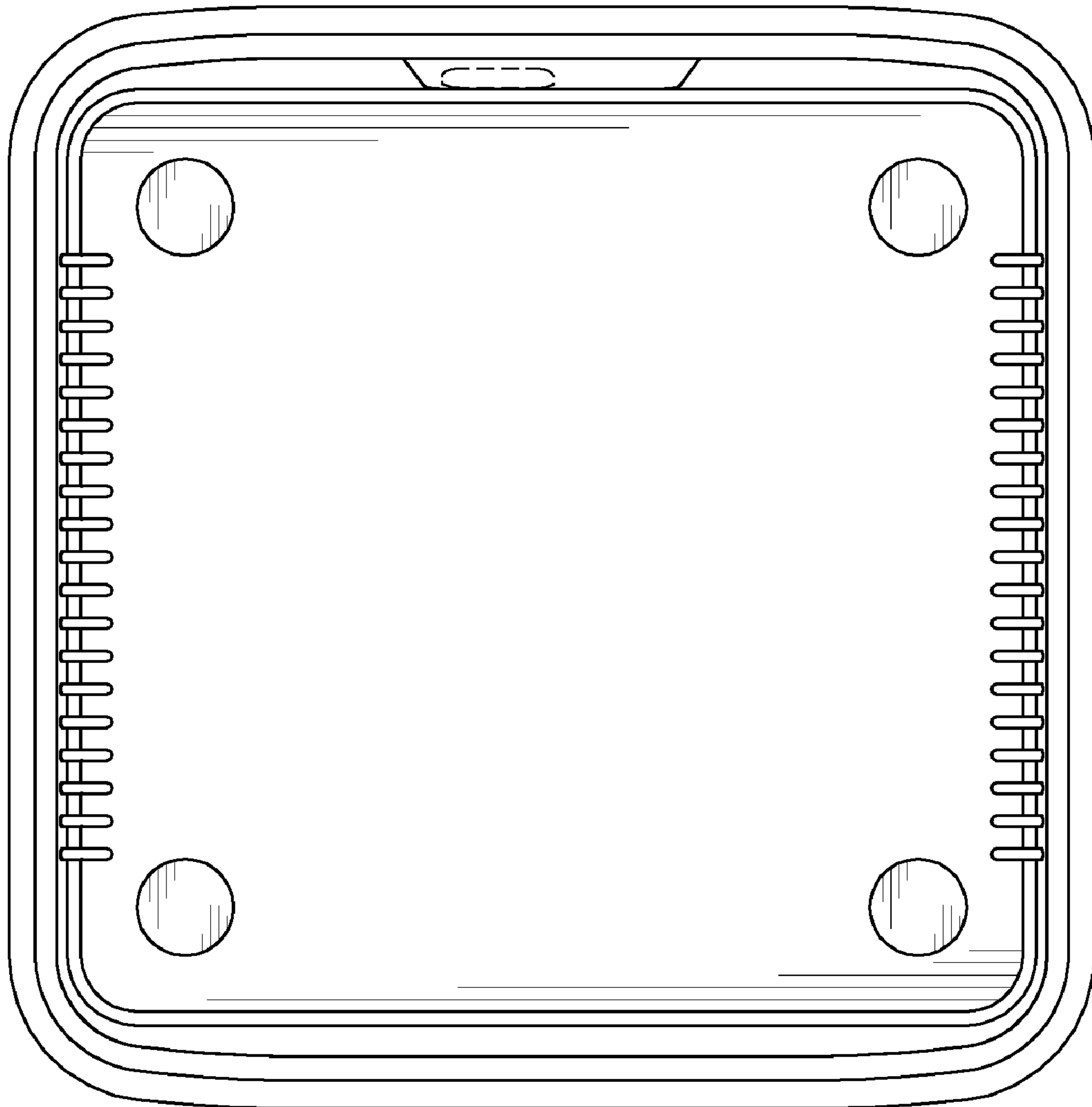


FIG. 7