



US00D626048S

(12) **United States Design Patent**
Hu

(10) **Patent No.:** **US D626,048 S**
(45) **Date of Patent:** **** Oct. 26, 2010**

(54) **VEHICLE DECOR**

(76) Inventor: **Ming-Liang Hu**, No. 129, Lane 523,
Sec. 3, Chung Cheng Road, Jen Te
Township, Tainan Hsien (TW)

(**) Term: **14 Years**

(21) Appl. No.: **29/360,390**

(22) Filed: **Apr. 25, 2010**

(51) **LOC (9) Cl.** **12-08**

(52) **U.S. Cl.** **D12/190**

(58) **Field of Classification Search** D12/190,
D12/400, 90-92, 199, 197, 86, 171, 169,
D12/163, 110, 114, 198, 201; D11/211,
D11/81, 157, 122, 172; D20/11, 23, 24,
D20/25; D21/576, 657; 293/102, 115; 40/413,
40/591

See application file for complete search history.

(56) **References Cited**

U.S. PATENT DOCUMENTS

68,629 A * 9/1867 Juneau 604/185
D463,344 S * 9/2002 Huang D12/197
D523,739 S * 6/2006 Williams D8/397
D545,746 S * 7/2007 Egan D12/197

D583,086 S * 12/2008 van der Lande D26/47
D613,210 S * 4/2010 Wu D12/163
D613,211 S * 4/2010 Wu D12/163
D613,212 S * 4/2010 Wu D12/163
2002/0164569 A1 * 11/2002 Dudas et al. 434/270

* cited by examiner

Primary Examiner—Caron Veynar

Assistant Examiner—Katrina A Kile

(74) *Attorney, Agent, or Firm*—Holland & Hart, LLP

(57) **CLAIM**

The ornamental design for vehicle decor, as shown and described.

DESCRIPTION

FIG. 1 is a perspective view of vehicle decor showing my new design;

FIG. 2 is a front elevational view thereof;

FIG. 3 is a rear elevational view thereof;


FIG. 4 is a left side elevational view thereof;

FIG. 5 is a right side elevational view thereof;

FIG. 6 is a top plan view thereof; and,

FIG. 7 is a bottom plan view thereof.

1 Claim, 6 Drawing Sheets






FIG. 1




FIG. 2




FIG. 3

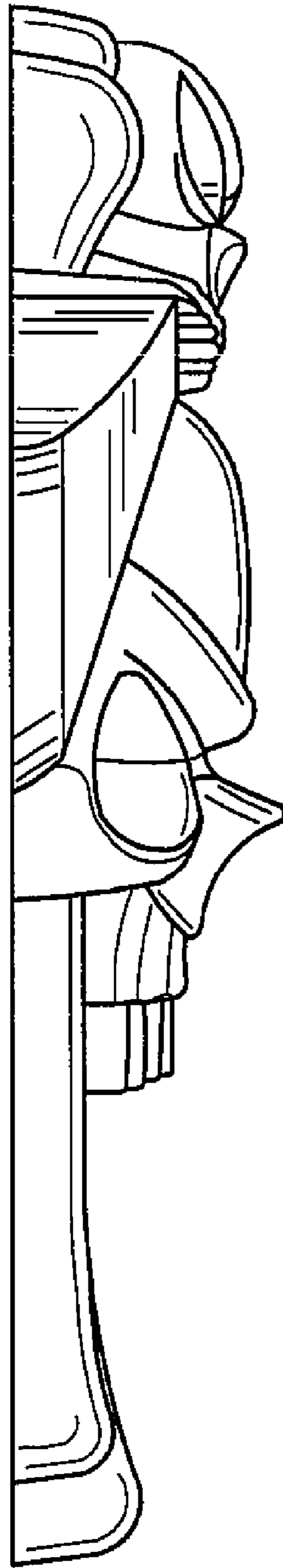


FIG. 4

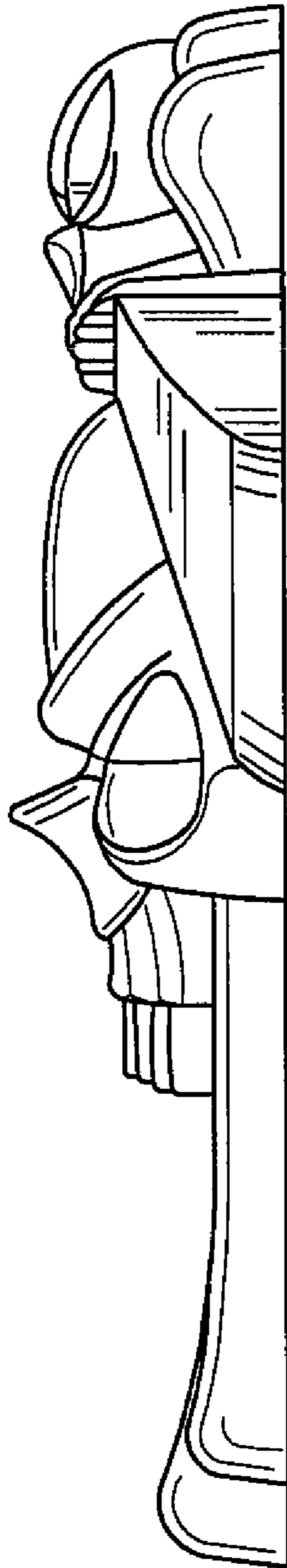


FIG. 5




FIG. 6

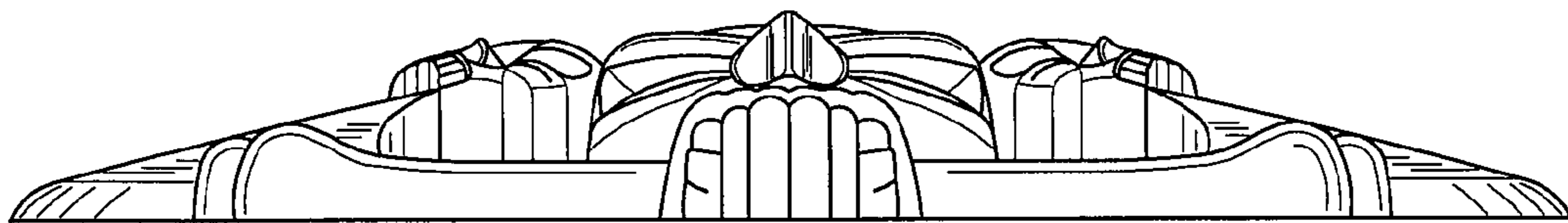


FIG. 7