



US00D626043S

(12) **United States Design Patent**
Liu et al.

(10) **Patent No.:** **US D626,043 S**
(45) **Date of Patent:** **** Oct. 26, 2010**

(54) **BRAKE FRICTION PAD**

(75) Inventors: **Weiming Liu**, Windsor (CA); **Rodney G. Silvey**, Cookeville, TN (US); **Jason Heath Mahan**, Lafayette, TN (US)

(73) Assignee: **Federal-Mogul World Wide, Inc.**, Southfield, MI (US)

(**) Term: **14 Years**

(21) Appl. No.: **29/358,424**

(22) Filed: **Mar. 26, 2010**

4,290,508 A *	9/1981	Baum	188/73.38
4,993,520 A *	2/1991	Goddard et al.	188/73.38
5,875,873 A *	3/1999	Kay et al.	188/73.38
7,111,709 B2 *	9/2006	Baba	188/73.37
D588,971 S *	3/2009	Liu et al.	D12/180
D588,972 S *	3/2009	Liu et al.	D12/180
D590,310 S *	4/2009	Liu et al.	D12/180
D598,342 S *	8/2009	Liu et al.	D12/180
D608,707 S *	1/2010	Liu et al.	D12/180
D610,509 S *	2/2010	Liu et al.	D12/180
D614,552 S *	4/2010	Liu et al.	D12/180
2004/0154885 A1 *	8/2004	Gotti et al.	188/250 B
2008/0190712 A1 *	8/2008	Hagberg	188/1.11 L
2008/0251326 A1 *	10/2008	Lundskog	188/1.11 W

Related U.S. Application Data

(62) Division of application No. 29/350,624, filed on Nov. 20, 2009, which is a division of application No. 29/341,489, filed on Aug. 6, 2009, now Pat. No. Des. 608,708, which is a division of application No. 29/336,147, filed on Apr. 29, 2009, now Pat. No. Des. 603,768, which is a division of application No. 29/332,354, filed on Feb. 13, 2009, now Pat. No. Des. 598,342, which is a division of application No. 29/282,921, filed on Aug. 1, 2007, now Pat. No. Des. 588,972.

(51) **LOC (9) Cl.** **12-16**
(52) **U.S. Cl.** **D12/180**
(58) **Field of Classification Search** D12/180, D12/174, 400; D15/138-140; 72/339; 188/73.31-73.39, 188/73.43, 73.45, 218 XL, 73.1, 250 B, 250 E, 188/250 R, 251 R; 192/107 M, 107 R; 428/443; 488/1.11 W, 1.11 R
See application file for complete search history.

(56) **References Cited**

U.S. PATENT DOCUMENTS
4,056,174 A * 11/1977 Wienand et al. 188/73.36

* cited by examiner

Primary Examiner—Robert M Spear
Assistant Examiner—Cynthia Underwood
(74) *Attorney, Agent, or Firm*—Robert L. Stearns; Dickinson Wright, PLLC

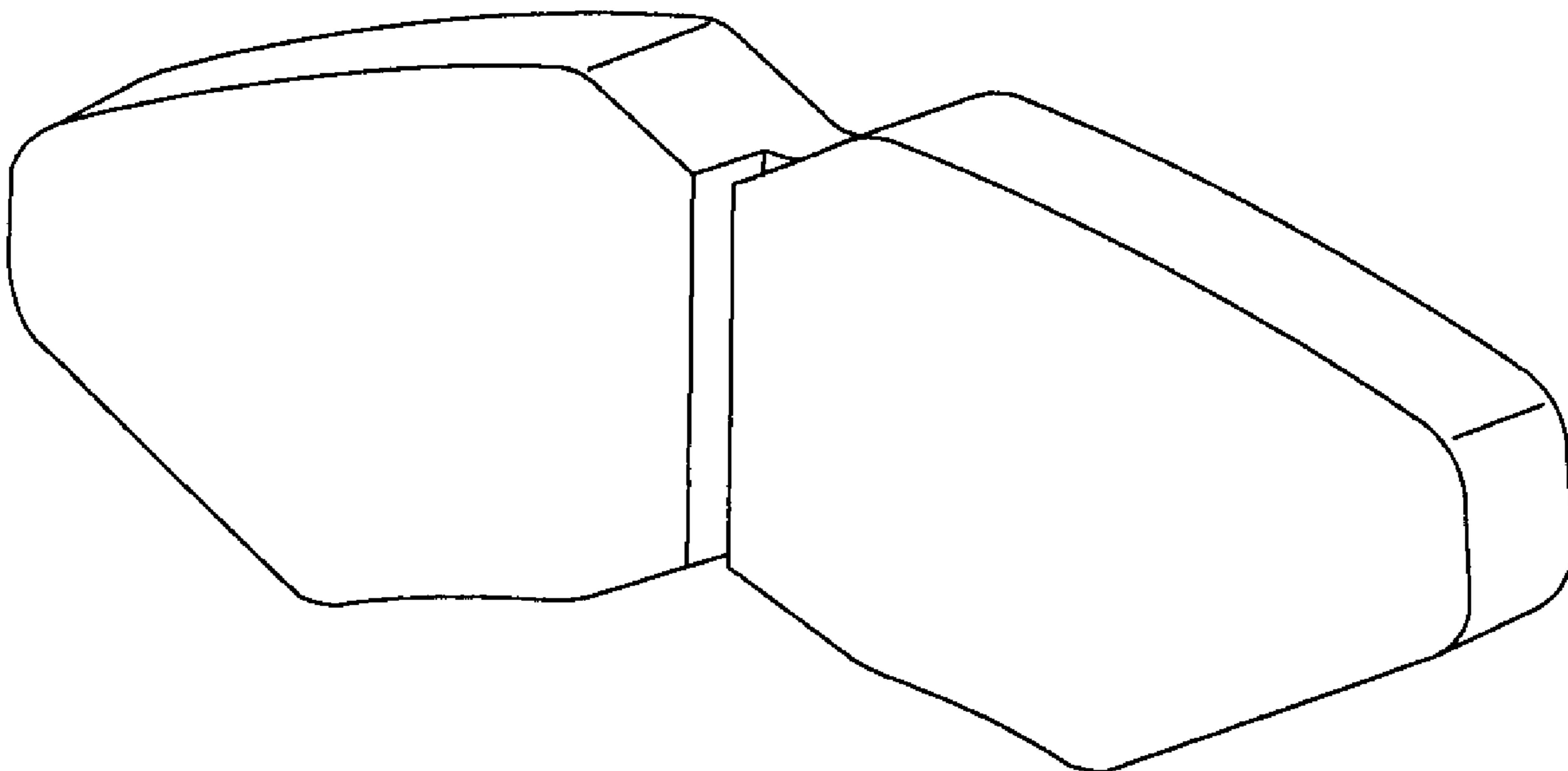
(57) **CLAIM**

The ornamental design for a brake friction pad, as shown and described.

DESCRIPTION

FIG. 1 is a perspective view of a brake friction pad;
FIG. 2 is a front view thereof;
FIG. 3 is a top view thereof;
FIG. 4 is a bottom view thereof; and,
FIG. 5 is a right side elevational view thereof, the left side elevational view being a mirror image of the right side elevational view.

1 Claim, 2 Drawing Sheets



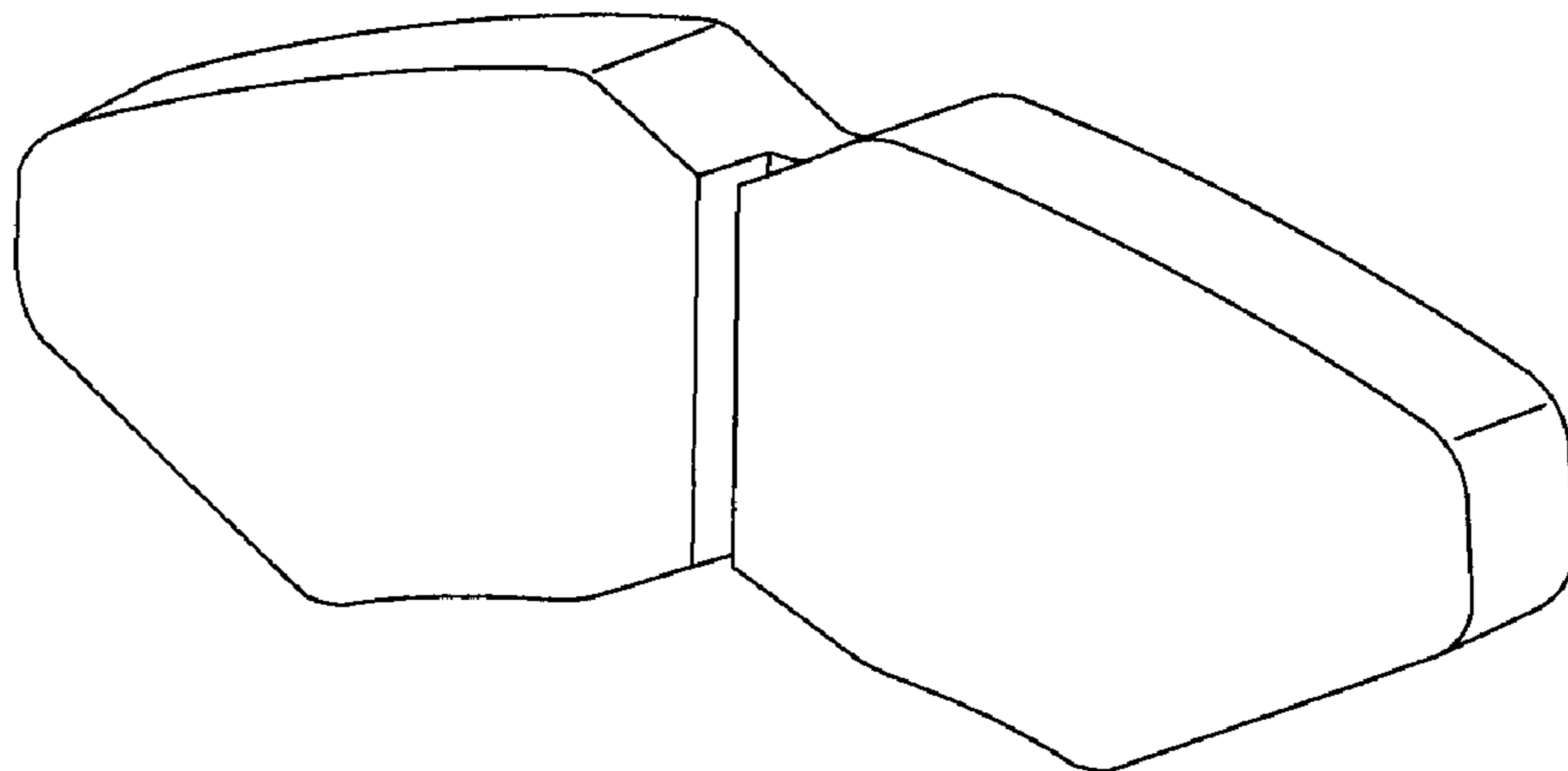


Fig. 1

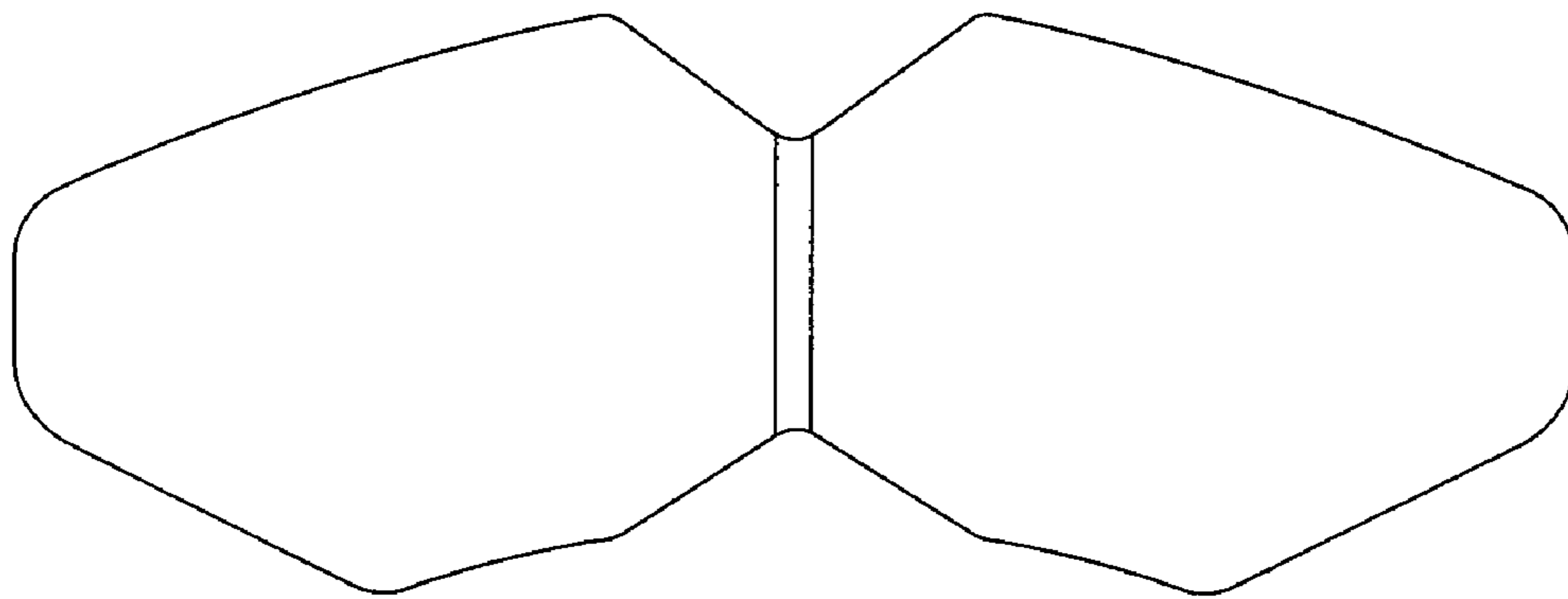


Fig. 2

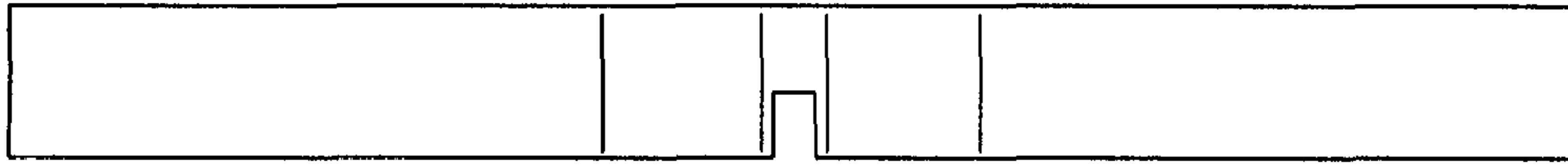


Fig. 3

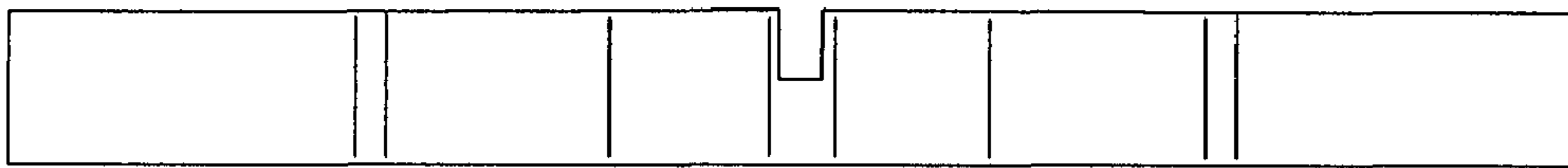


Fig. 4



Fig. 5