



US00D626033S

(12) **United States Design Patent**
Browne

(10) **Patent No.:** **US D626,033 S**

(45) **Date of Patent:** **** Oct. 26, 2010**

(54) **VEHICLE**

D614,083 S * 4/2010 Wainfan D12/86
D619,047 S * 7/2010 Foster D12/91

(75) Inventor: **Graham Browne**, Preston (GB)

* cited by examiner

(73) Assignee: **Oceanid Limited**, Lancashire (GB)

Primary Examiner—Melody N Brown

(**) Term: **14 Years**

(74) *Attorney, Agent, or Firm*—Michael Best & Friedrich LLP

(21) Appl. No.: **29/360,833**

(22) Filed: **Apr. 30, 2010**

(57) **CLAIM**

(30) **Foreign Application Priority Data**

We claim the ornamental design for a vehicle, as shown and described.

Oct. 30, 2009 (EM) 001630823-0001

DESCRIPTION

(51) **LOC (9) Cl.** **12-08**

FIG. 1 is a front perspective view of a vehicle embodying the invention.

(52) **U.S. Cl.** **D12/86**

FIG. 2 is a front view of the vehicle shown in FIG. 1.

(58) **Field of Classification Search** D12/86,
D12/90–92, 88, 12; D21/424, 433, 434;
296/181.1, 181.5

FIG. 3 is a rear perspective view of the vehicle shown in FIG. 1.

See application file for complete search history.

FIG. 4 is a rear view of the vehicle shown in FIG. 1.

(56) **References Cited**

FIG. 5 is a left side view of the vehicle shown in FIG. 1; and,


U.S. PATENT DOCUMENTS

FIG. 6 is a top view of the vehicle shown in FIG. 1.

D410,215 S * 5/1999 Murata et al. D12/86

D586,698 S * 2/2009 Morikawa D12/92

1 Claim, 6 Drawing Sheets






Fig. 1




Fig. 2




Fig. 3



Fig. 4




Fig. 5




Fig. 6