



US00D626029S

(12) **United States Design Patent**  
**Michael et al.**

(10) **Patent No.:** **US D626,029 S**  
(45) **Date of Patent:** **\*\* Oct. 26, 2010**

(54) **ILLUMINATED OBJECT OF ART**

(76) Inventors: **Michel Michael**, P.O. Box #166, East Brunswick, NJ (US) 08816; **Mina A Marcos**, 145 Brittany Ct., Clifton, NJ (US) 07013

(\*\*) Term: **14 Years**

(21) Appl. No.: **29/315,644**

(22) Filed: **Jul. 13, 2009**

(51) **LOC (9) Cl.** ..... **11-02**

(52) **U.S. Cl.** ..... **D11/157**

(58) **Field of Classification Search** ..... D11/117-164;  
428/542.2, 542.4, 542.6

See application file for complete search history.

(56) **References Cited**

**U.S. PATENT DOCUMENTS**

D174,385 S *	4/1955	Glafke .....	D11/133
D273,481 S *	4/1984	Ditto .....	D11/139
D408,757 S *	4/1999	Stones .....	D11/132
D409,110 S *	5/1999	Pool .....	D11/120
D431,013 S *	9/2000	Evans, Jr. ....	D11/133
D433,351 S *	11/2000	Ellis et al. ....	D11/131
D479,809 S *	9/2003	Banman .....	D11/132

D511,119 S *	11/2005	Chang .....	D11/131
D512,939 S *	12/2005	Anderson .....	D11/131
D544,398 S *	6/2007	Banman .....	D11/132
D575,189 S *	8/2008	Fortin et al. ....	D11/131
D596,072 S *	7/2009	Yee .....	D11/131

\* cited by examiner

*Primary Examiner*—Holly H Baynham  
*Assistant Examiner*—Michelle E Wilson  
(74) *Attorney, Agent, or Firm*—Klauber & Jackson LLC

(57) **CLAIM**

I claim the ornamental design for an illuminated object of art, as shown.

**DESCRIPTION**

FIG. 1 is a front elevational view of a illuminated object of art showing my new design;

FIG. 2 is a rear elevational view thereof;

FIG. 3 is a left side elevational view thereof;

FIG. 4 is a right side elevational view thereof;

FIG. 5 is a top plan view thereof; and,

FIG. 6 is a bottom plan view thereof.

**1 Claim, 4 Drawing Sheets**




FIG. 1




FIG. 2




FIG. 3

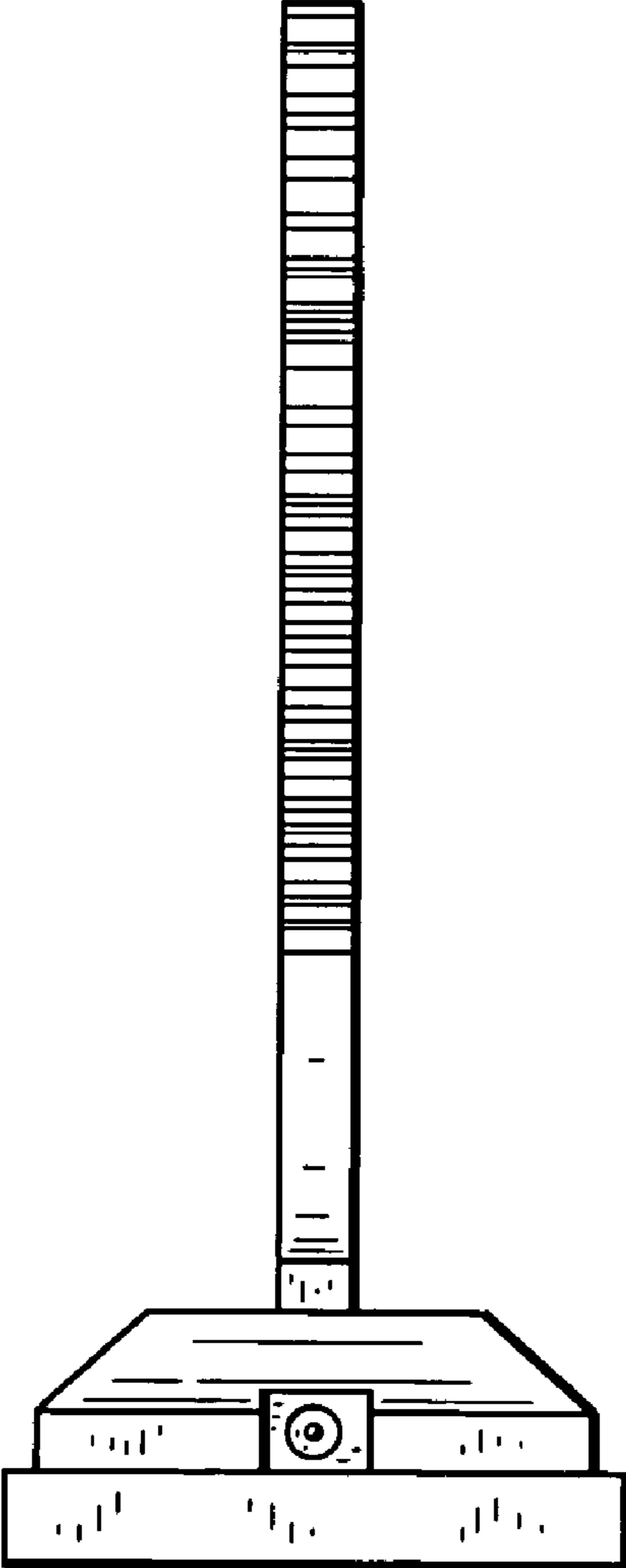
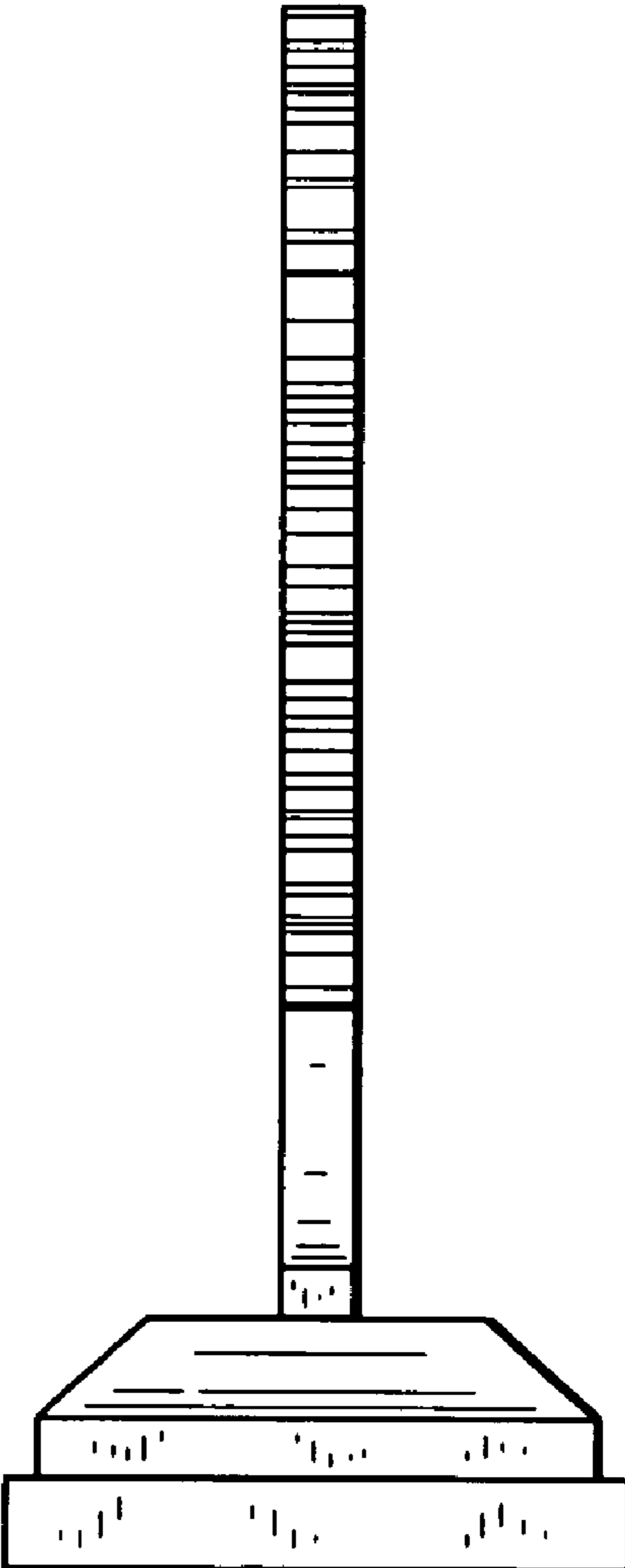
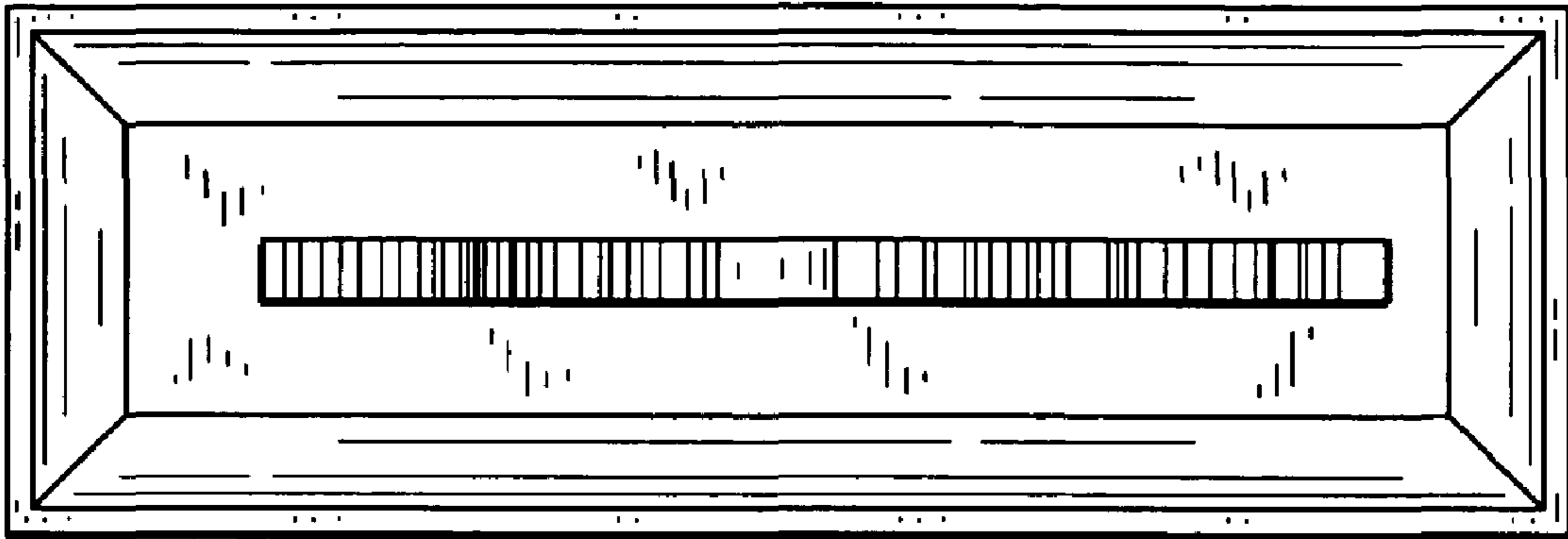


FIG. 4



# FIG. 5



# FIG. 6

