



US00D626017S

(12) **United States Design Patent**
Ahlström

(10) **Patent No.:** **US D626,017 S**
(45) **Date of Patent:** **** Oct. 26, 2010**

(54) **COMBINED WRIST COMPUTER OR WRISTWATCH AND BAND**

(75) Inventor: **Mikko Tuomas Ahlström**, Helsinki (FI)

(73) Assignee: **Suunto Oy**, Vantaa (FI)

(**) Term: **14 Years**

(21) Appl. No.: **29/320,587**

(22) Filed: **Jun. 30, 2008**

D445,055	S *	7/2001	Subilia	D11/3
D447,700	S *	9/2001	Glauser	D10/32
D460,921	S *	7/2002	Helleu	D10/32
D462,623	S *	9/2002	Fujihara	D10/30
D468,217	S *	1/2003	Lepeu et al.	D10/32
6,513,532	B2 *	2/2003	Mault et al.	600/595
D471,482	S *	3/2003	Calvani	D11/3
6,619,835	B2 *	9/2003	Kita	368/281
D509,216	S *	9/2005	Yamamoto et al.	D14/344
D541,179	S *	4/2007	Ahlstrom	D10/31
D545,910	S *	7/2007	Peraldi	D10/32

Related U.S. Application Data

(62) Division of application No. 29/250,403, filed on Nov. 13, 2006, now Pat. No. Des. 594,764.

(Continued)

(30) **Foreign Application Priority Data**

May 12, 2006 (EM) 000528005

Primary Examiner—Lucy Lieberman
(74) *Attorney, Agent, or Firm*—Cozen O'Connor

(51) **LOC (9) Cl.** **10-02**

(52) **U.S. Cl.** **D10/31; D10/32**

(58) **Field of Classification Search** D10/30–39,
D10/102, 97; 368/276, 281, 282, 285, 10;
D11/3; D14/344; 377/49; 702/160; 224/164,
224/166

See application file for complete search history.

(57) **CLAIM**

I claim the ornamental design for a combined wrist computer or wristwatch and band, as shown and described.

DESCRIPTION

(56) **References Cited**

U.S. PATENT DOCUMENTS

D244,916	S *	7/1977	Ueno	D10/38
4,100,401	A *	7/1978	Tutt et al.	377/49
4,525,074	A *	6/1985	Murakami	368/10
4,855,942	A *	8/1989	Bianco	702/160
D323,787	S *	2/1992	Moorman	D10/97
D327,441	S *	6/1992	Yamamoto et al.	D10/38
D355,615	S *	2/1995	Atagi	D10/39
D377,150	S *	1/1997	Hartzband	D10/32
D380,170	S *	6/1997	Schoepfer	D11/25
D387,682	S *	12/1997	Luscher	D10/32
D389,070	S *	1/1998	Galli	D10/30
5,724,317	A *	3/1998	Kubota et al.	368/11
D402,565	S *	12/1998	Sato et al.	D10/32
D436,045	S *	1/2001	Giardiello	D10/32

FIG. 1 illustrates a front view of a combined wrist computer or wristwatch and band showing my new design;

FIG. 2 illustrates a perspective view of a combined wrist computer or wristwatch and band showing my new design;


FIG. 3 illustrates a side view of a combined wrist computer or wristwatch and band showing my new design;

FIG. 4 illustrates a rear view of a combined wrist computer or wristwatch and band showing my new design; and,

FIG. 5 illustrates a bottom view of a combined wrist computer or wristwatch and band showing my new design.

The broken lines in FIGS. 1 and 2 are for illustrative purposes only and do not form part of the claimed design.

1 Claim, 5 Drawing Sheets



US D626,017 S

Page 2

U.S. PATENT DOCUMENTS

7,376,533 B2 *	5/2008	Fujiwara	702/160	D601,439 S *	10/2009	Jorst et al.	D10/32
D586,674 S *	2/2009	Solarewicz	D10/70	D604,643 S *	11/2009	Ahlstrom	D10/31
D594,764 S *	6/2009	Ahlstrom	D10/32	D604,644 S *	11/2009	Ahlstrom	D10/31
D600,140 S *	9/2009	Giannini	D10/32	D607,361 S *	1/2010	Ahlstrom	D10/126

* cited by examiner

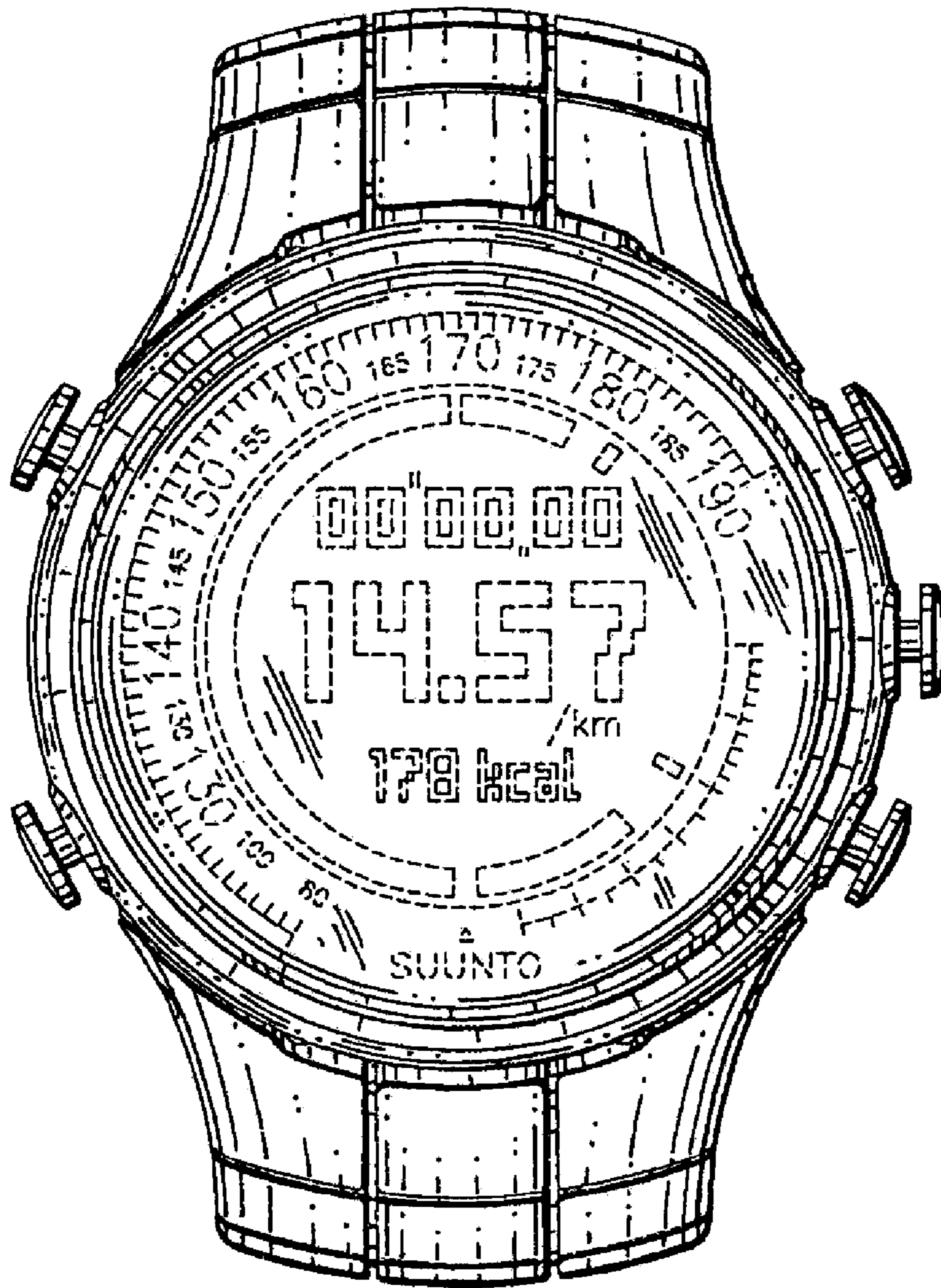


FIG. 1



FIG.2

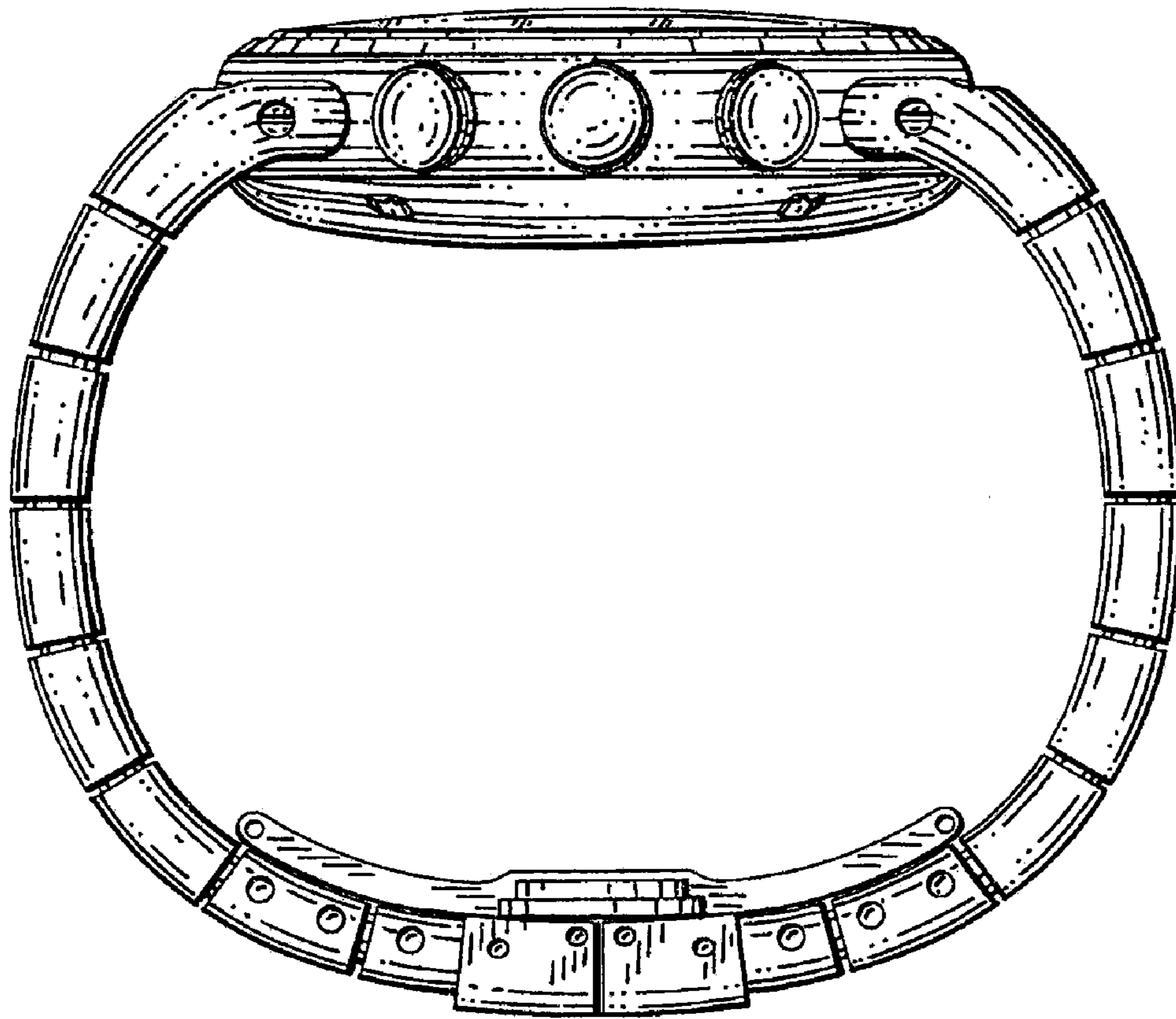


FIG.3

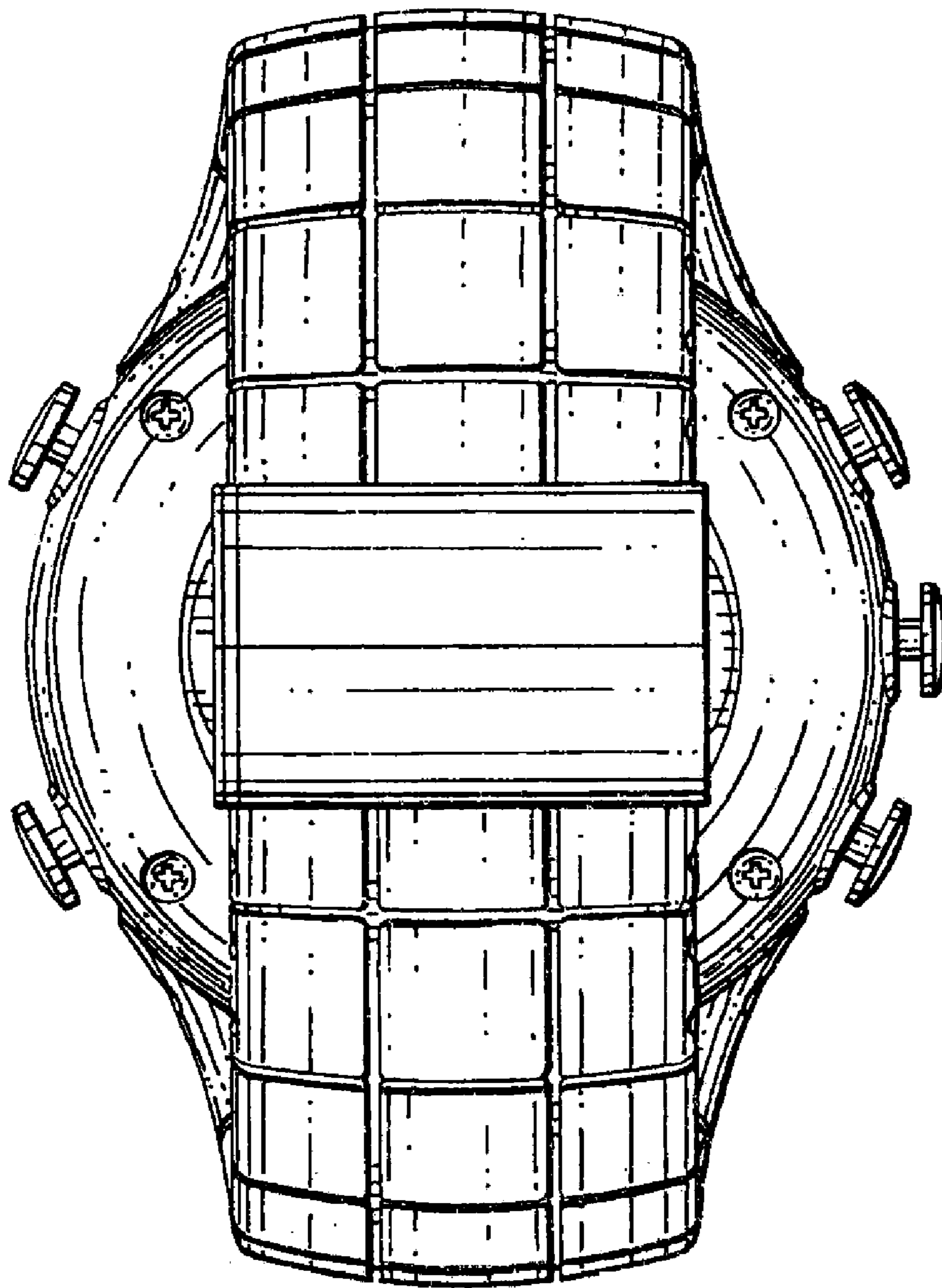


FIG. 4

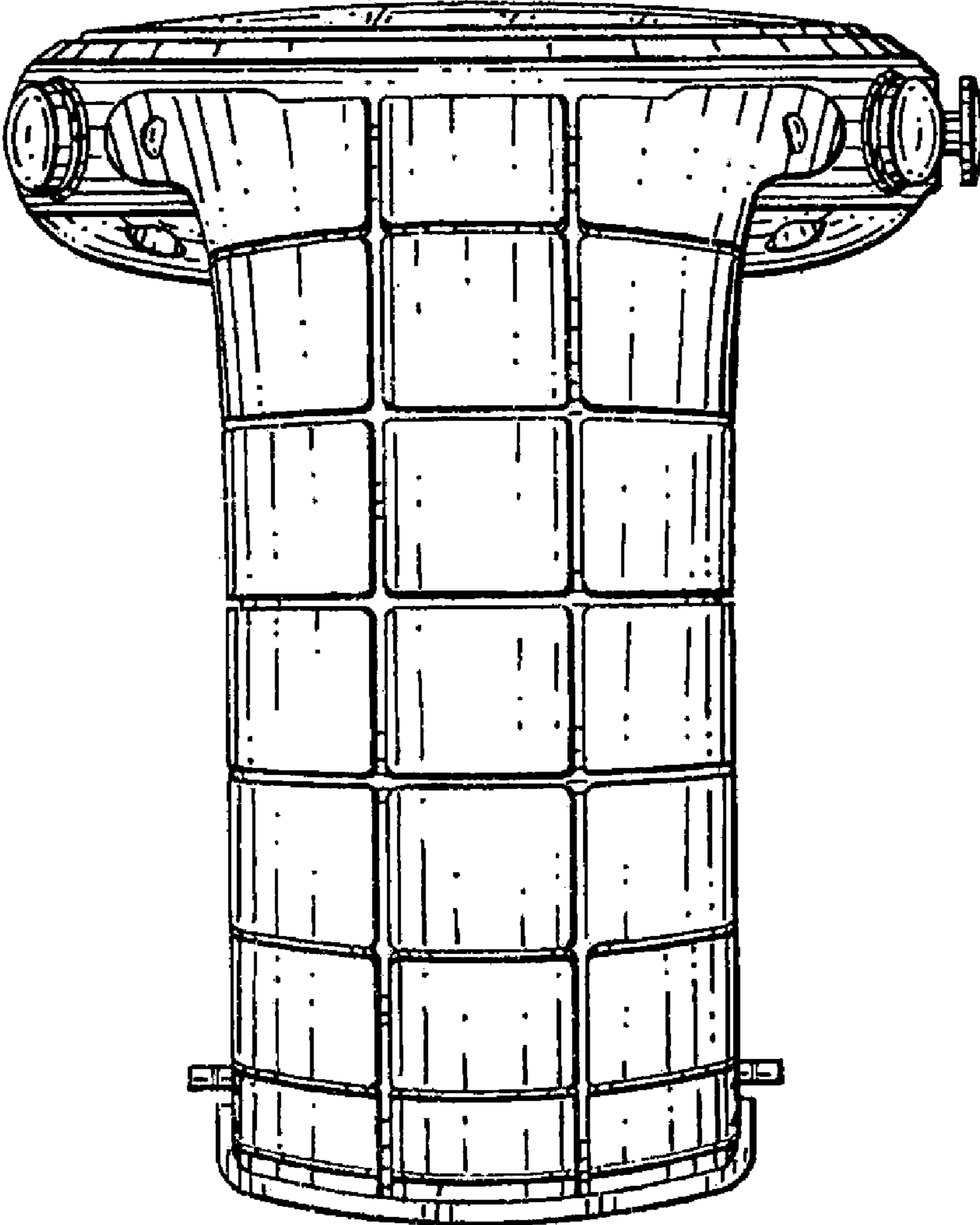


FIG.5