



US00D625982S

(12) **United States Design Patent**
Oyama

(10) **Patent No.:** **US D625,982 S**

(45) **Date of Patent:** **** Oct. 26, 2010**

(54) **PICKAX**

(75) Inventor: **Kiwamu Oyama, Mie (JP)**

(73) Assignee: **Sakishima Co., Ltd., Mie (JP)**

(**) Term: **14 Years**

(21) Appl. No.: **29/311,170**

(22) Filed: **Jan. 8, 2009**

(51) **LOC (9) Cl.** **08-02**

(52) **U.S. Cl.** **D8/76**

(58) **Field of Classification Search** D8/75-81;
7/145, 158; 30/308.1; 125/43; D7/395

See application file for complete search history.

(56) **References Cited**

U.S. PATENT DOCUMENTS

277,183	A *	5/1883	Wright	125/43
935,253	A *	9/1909	Gill et al.	125/43
1,008,944	A *	11/1911	Brendel	125/43
1,102,935	A *	7/1914	Lipoff	125/43
1,279,075	A *	9/1918	Bali	125/43
1,321,371	A *	11/1919	Huff	125/43
1,357,451	A *	11/1920	Groover	125/43
1,369,499	A *	2/1921	Thomson	125/43
1,377,920	A *	5/1921	Pearson	125/43
2,319,253	A *	5/1943	Neal	403/234

2,470,865	A *	5/1949	Rosengren	403/360
2,504,093	A *	4/1950	Toth, Sr.	125/43
3,735,434	A *	5/1973	Penberthy	7/158
4,476,597	A *	10/1984	Gobbi	7/159
7,143,459	B2 *	12/2006	Petzl	7/145
2004/0244117	A1 *	12/2004	Huang	7/114

* cited by examiner

Primary Examiner—Philip S Hyder

Assistant Examiner—Roselynn Cody

(74) *Attorney, Agent, or Firm*—Kubotera & Associates LLC

(57) **CLAIM**

The ornamental design for a pickax, as shown and described.

DESCRIPTION

FIG. 1 is a front view of an electrical connector showing my new design;

FIG. 2 is a rear view thereof;

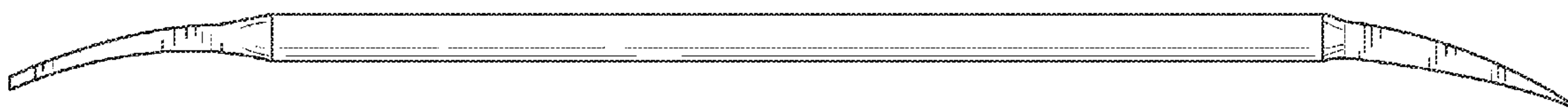
FIG. 3 is a right side view thereof;

FIG. 4 is a left view thereof;

FIG. 5 is a top plan view thereof, the bottom plan view being a mirror image; and,

FIG. 6 is a sectional view thereof taken along a line 6—6 in FIG. 1.

1 Claim, 5 Drawing Sheets



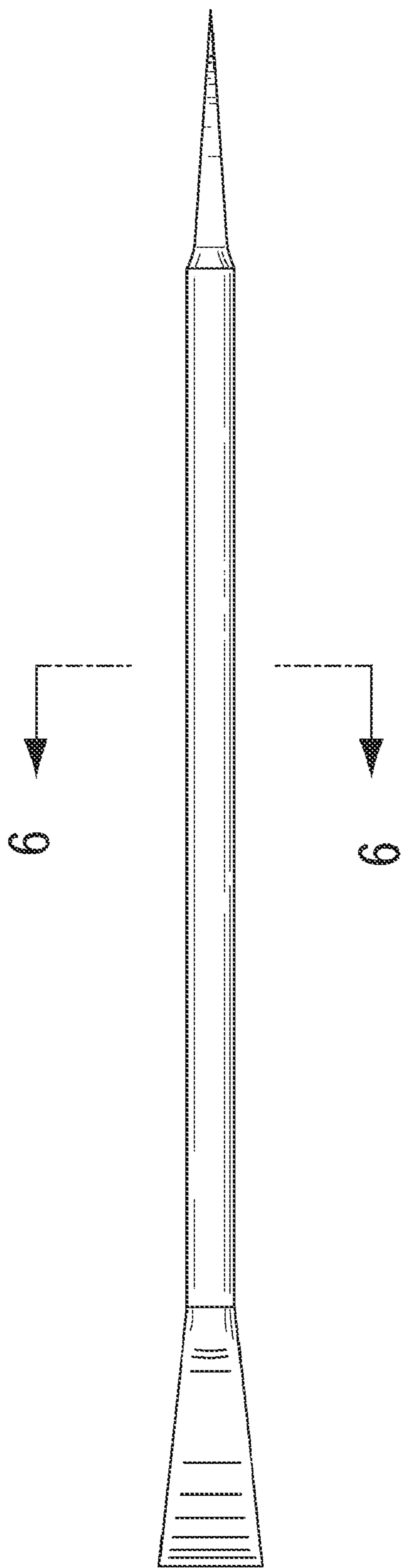


FIG. 1

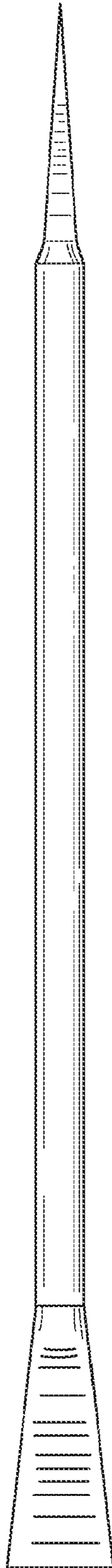


FIG. 2

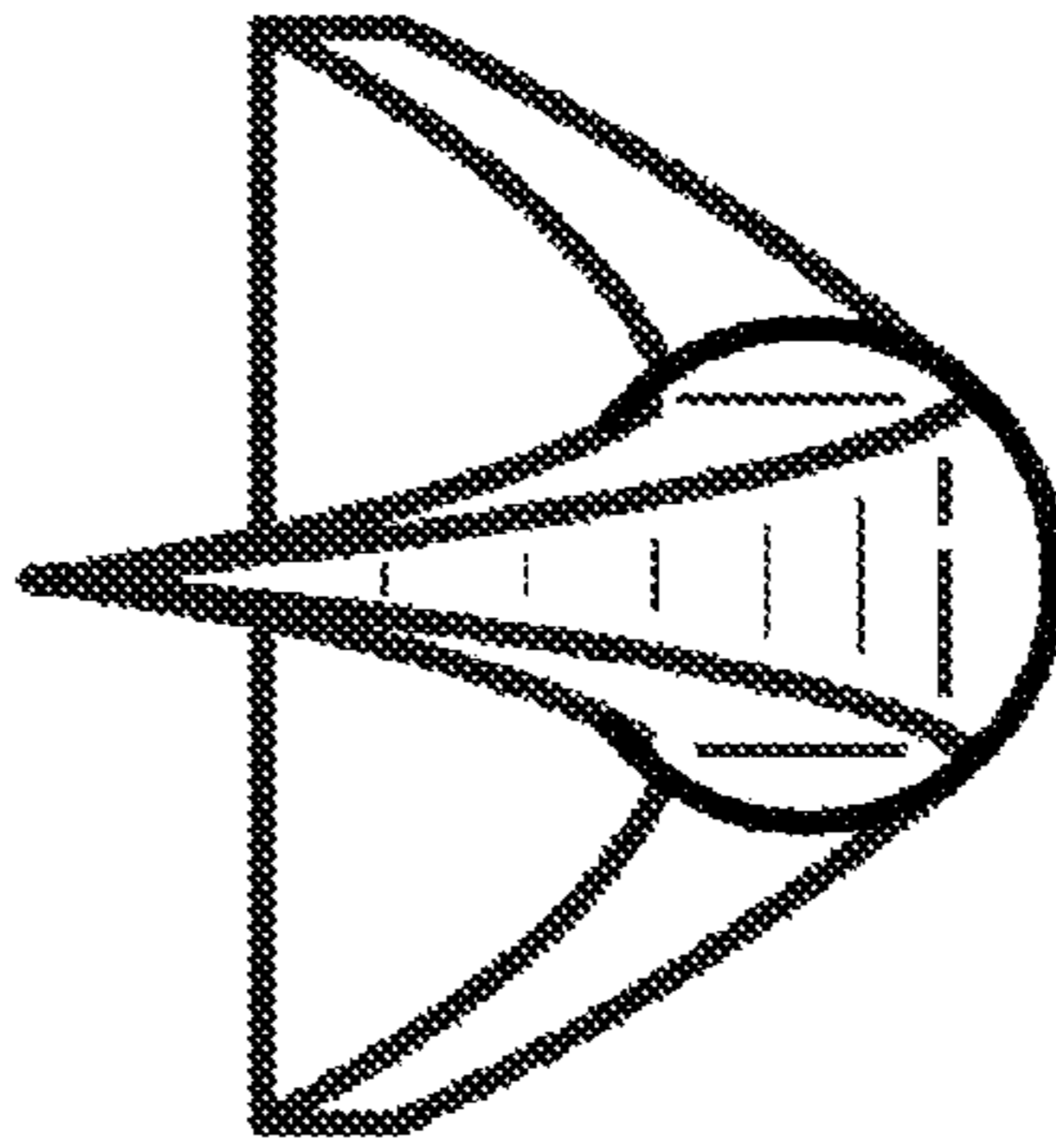


FIG. 3

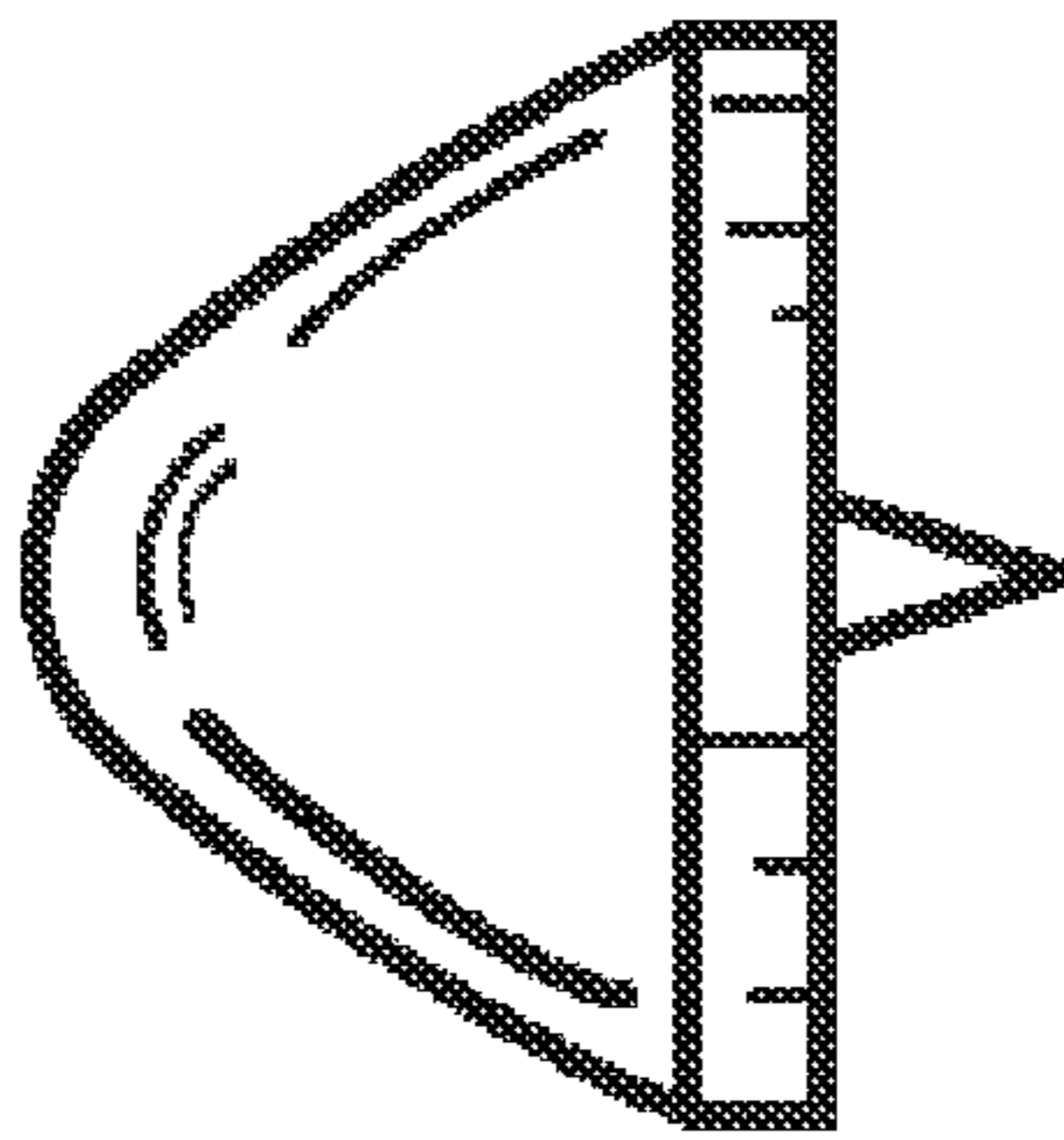


FIG. 4




FIG. 5

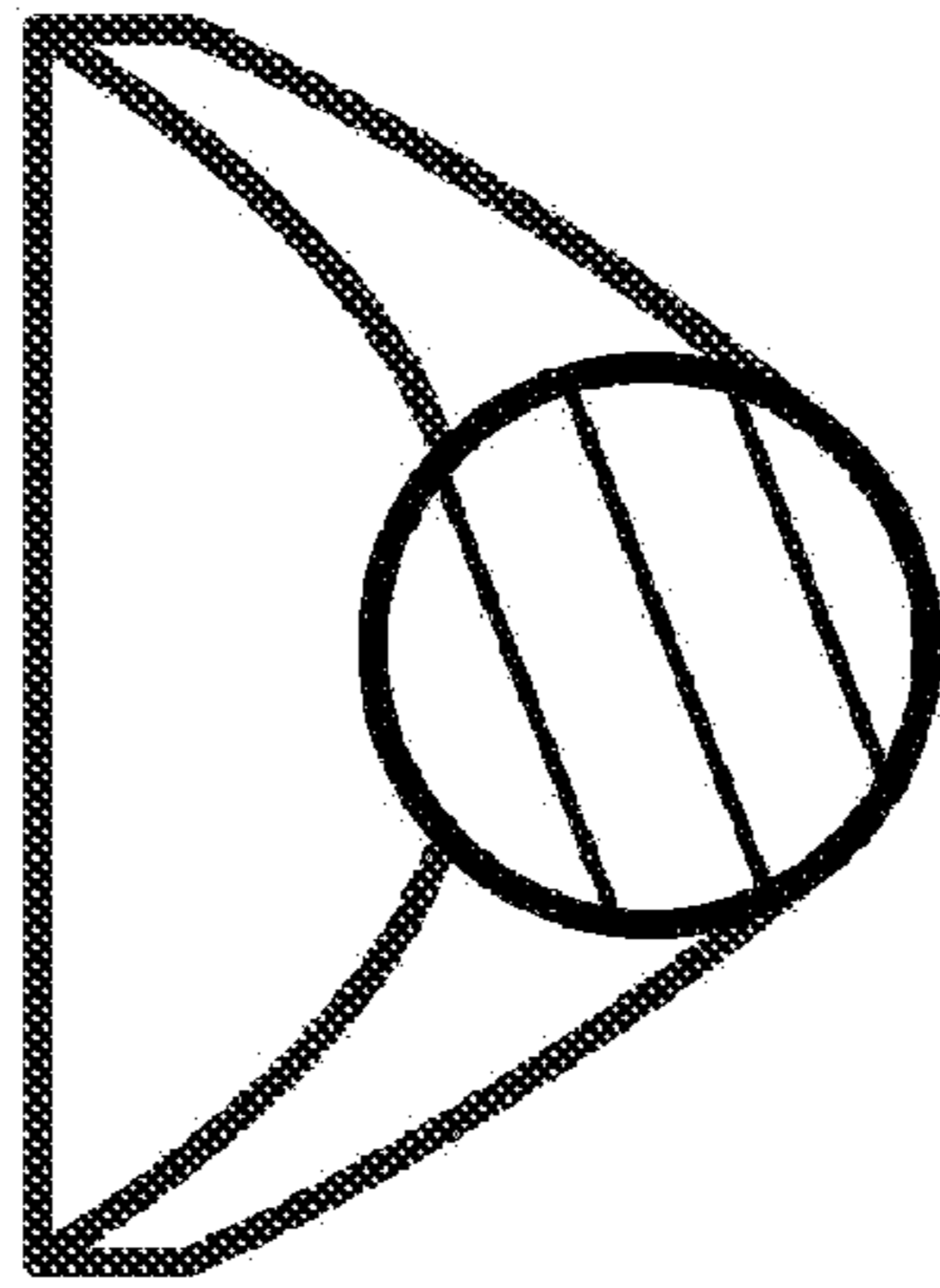


FIG. 6