



US00D625979S

(12) **United States Design Patent**  
**Lai**

(10) **Patent No.:** **US D625,979 S**

(45) **Date of Patent:** **\*\* Oct. 26, 2010**

(54) **PLIERS**

(76) **Inventor:** **Rebecca Lai**, 2811 Brook River Ct.,  
Sugar Land, TX (US) 77479

(\*\*) **Term:** **14 Years**

(21) **Appl. No.:** **29/356,404**

(22) **Filed:** **Feb. 25, 2010**

(51) **LOC (9) Cl.** ..... **08-05**

(52) **U.S. Cl.** ..... **D8/52**

(58) **Field of Classification Search** ..... D8/1,  
D8/4, 5, 14, 20, 51-56, 58, 105-107; D30/158;  
30/186; 81/300, 418-424, 425.5, 426, 426.5,  
81/427, 427.5

See application file for complete search history.

(56) **References Cited**

**U.S. PATENT DOCUMENTS**

287,437	A *	10/1883	Stevens	.....	30/186
287,589	A *	10/1883	Hubbard	.....	30/193
D29,903	S *	12/1898	Vincent	.....	D8/58
D33,079	S *	8/1900	Ward	.....	D8/58
942,673	A *	12/1909	Schleicher	.....	30/186
979,925	A *	12/1910	Broadbooks	.....	81/416
3,014,387	A *	12/1961	Medlin	.....	D8/52
3,934,286	A *	1/1976	Metzinger	.....	81/424.5

D349,636	S *	8/1994	White et al.	.....	D8/52
D356,238	S *	3/1995	Moore et al.	.....	D8/52
D383,955	S *	9/1997	Brantley	.....	D8/52
D386,658	S *	11/1997	Jansson et al.	.....	D8/52
D543,813	S *	6/2007	Tutorow	.....	D8/52
D558,013	S *	12/2007	Sykes, II	.....	D8/52
D610,754	S *	2/2010	White	.....	D30/158

\* cited by examiner

*Primary Examiner*—Cathron C Brooks

*Assistant Examiner*—Deanna Fluegeman

(74) *Attorney, Agent, or Firm*—Alan Kamrath; Kamrath & Associates PA

(57) **CLAIM**

The ornamental design for a pliers, as shown and described.

**DESCRIPTION**

FIG. 1 is a perspective view of a pliers showing my design;

FIG. 2 is a front elevational view thereof;

FIG. 3 is a rear elevational view thereof;

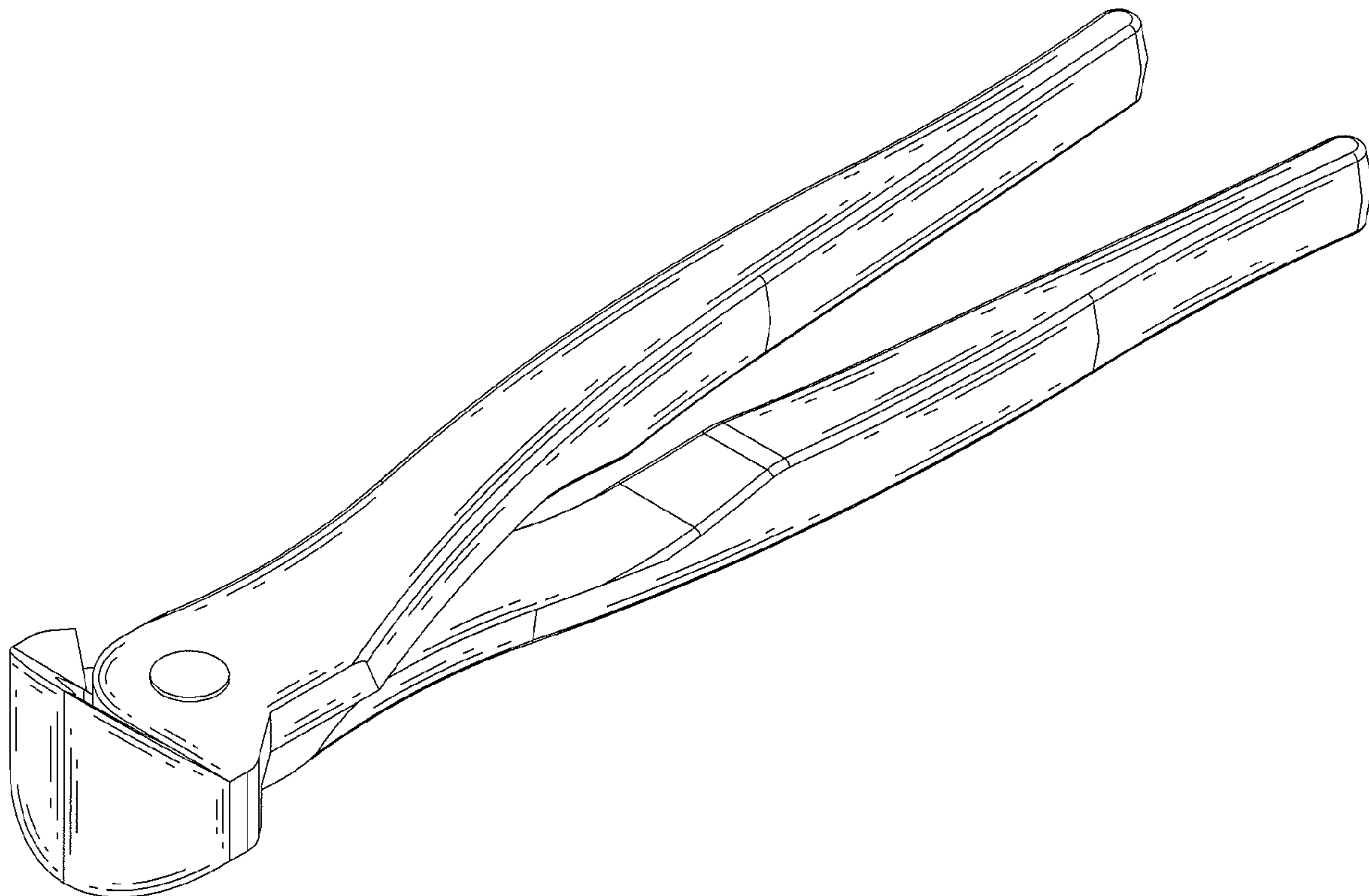
FIG. 4 is a left side elevational view thereof;

FIG. 5 is a right side elevational view thereof;

FIG. 6 is a top plan view thereof; and,

FIG. 7 is a bottom plan view thereof.

**1 Claim, 6 Drawing Sheets**



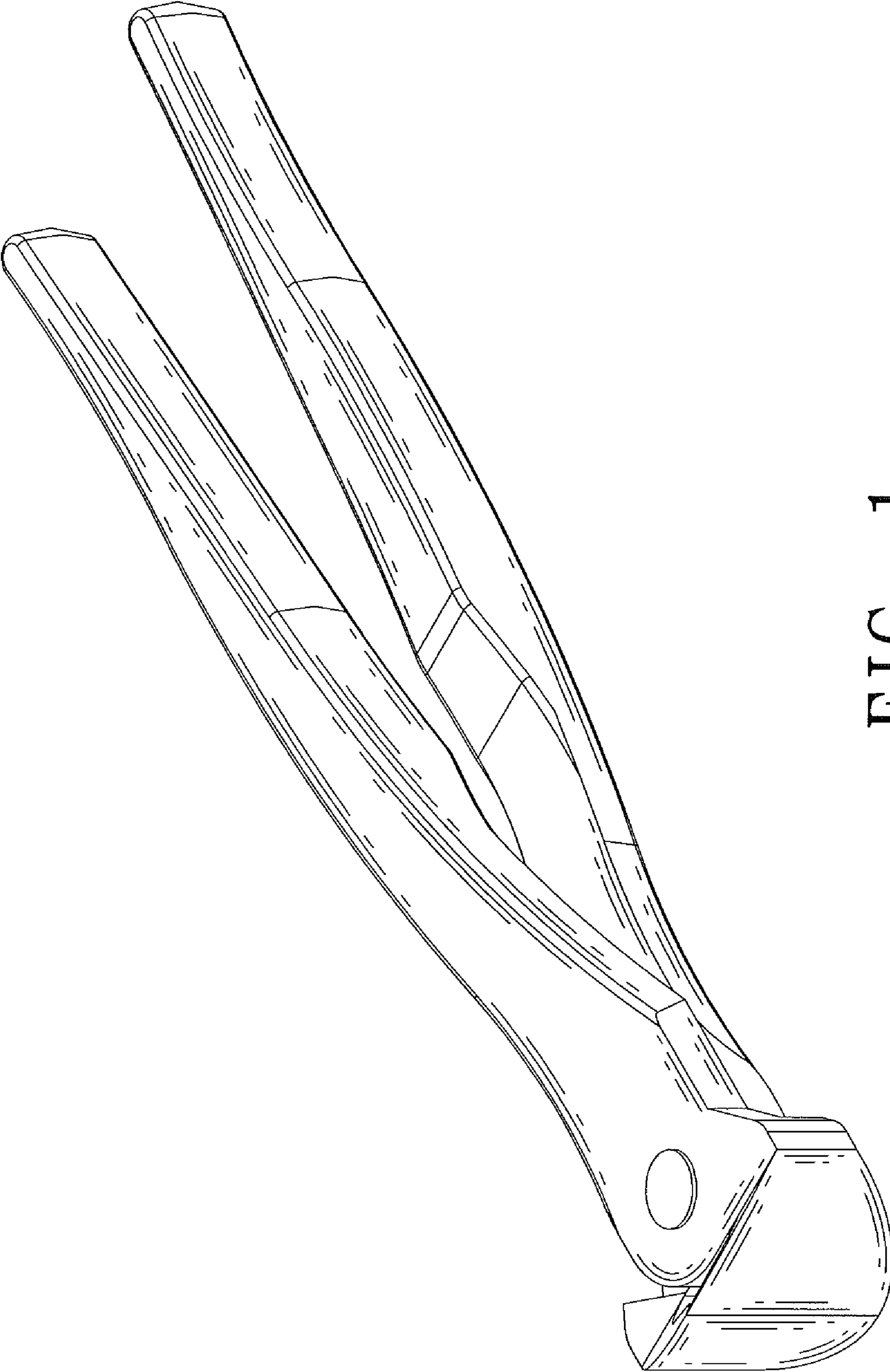


FIG. 1

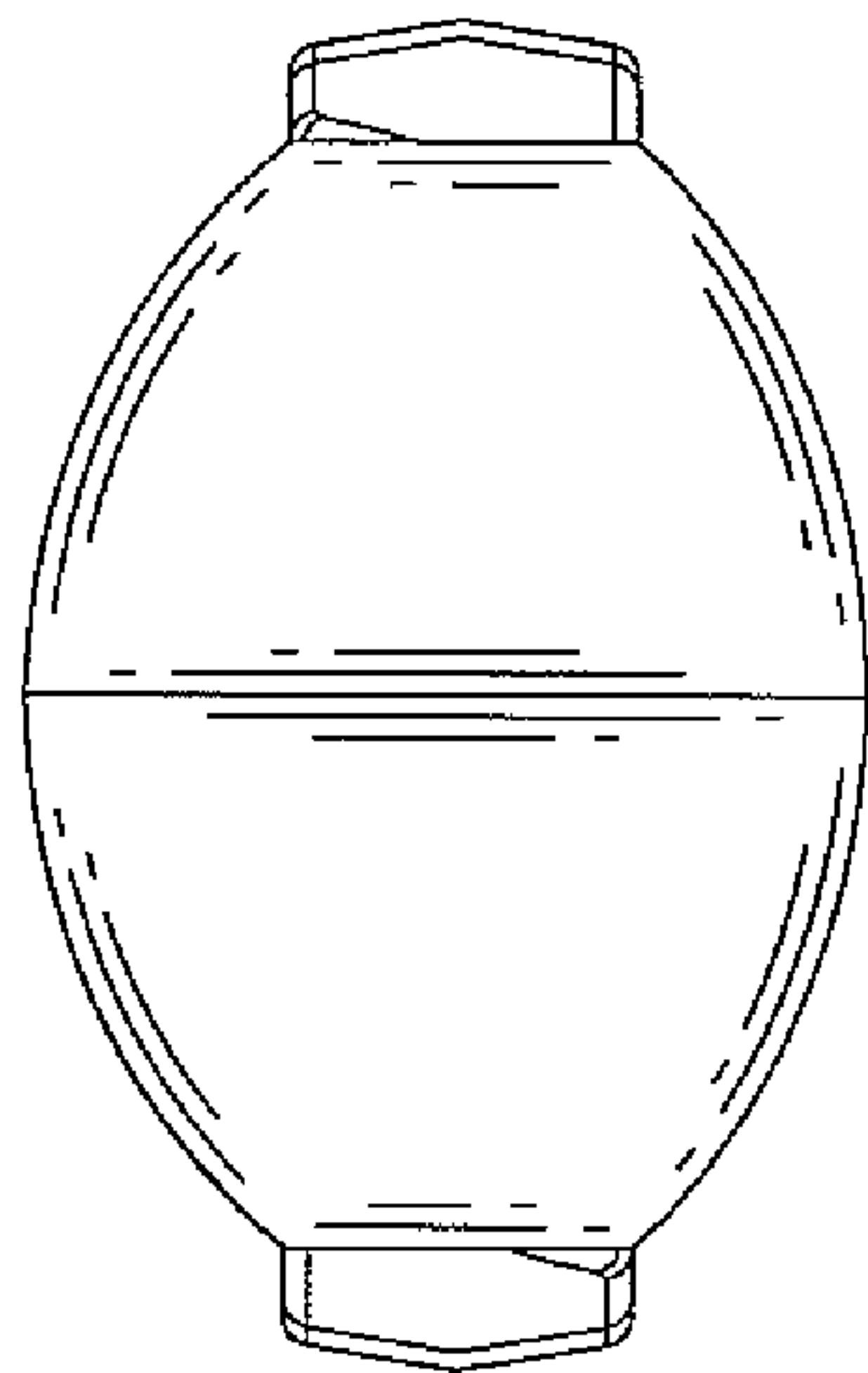


FIG. 2

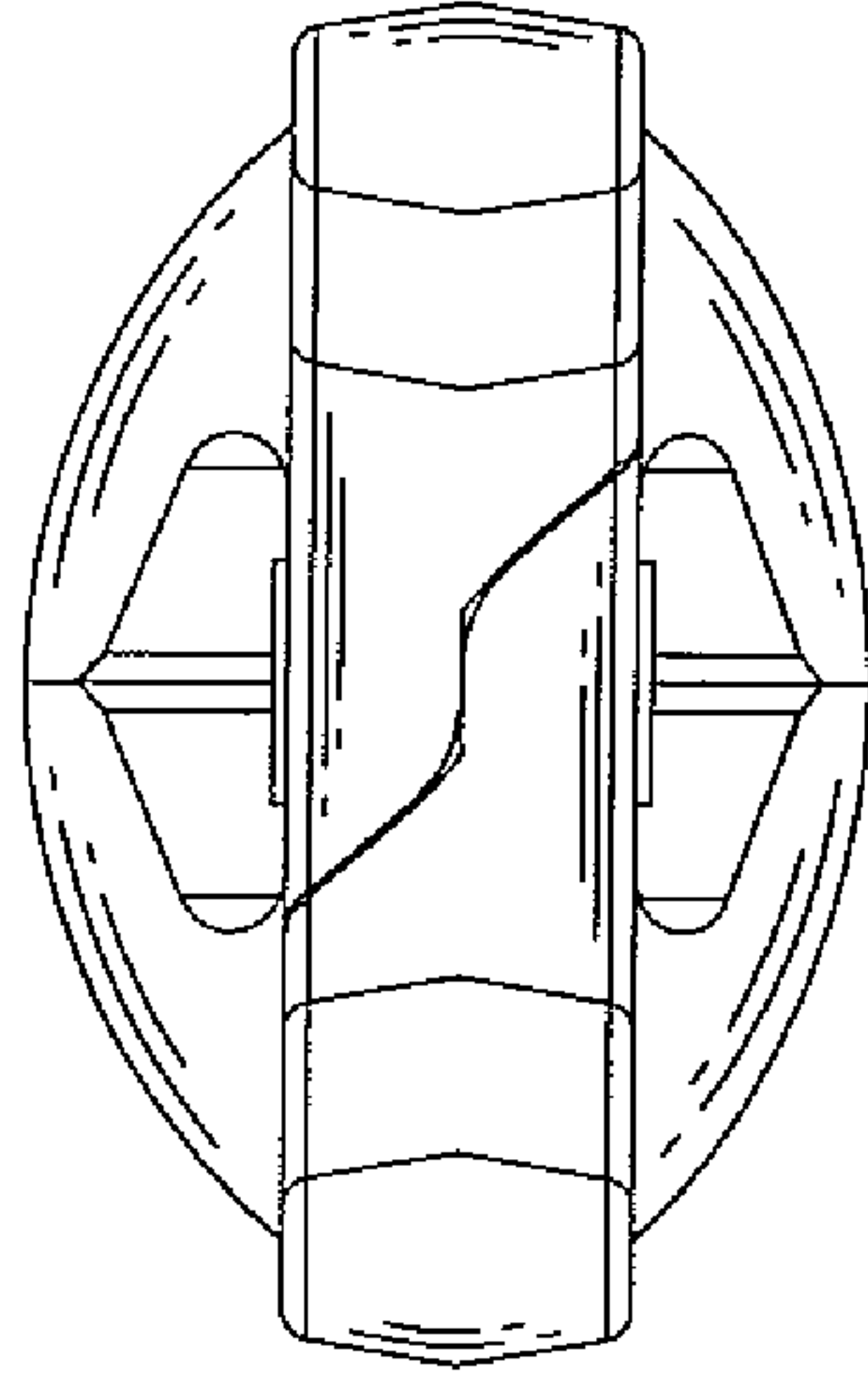


FIG. 3

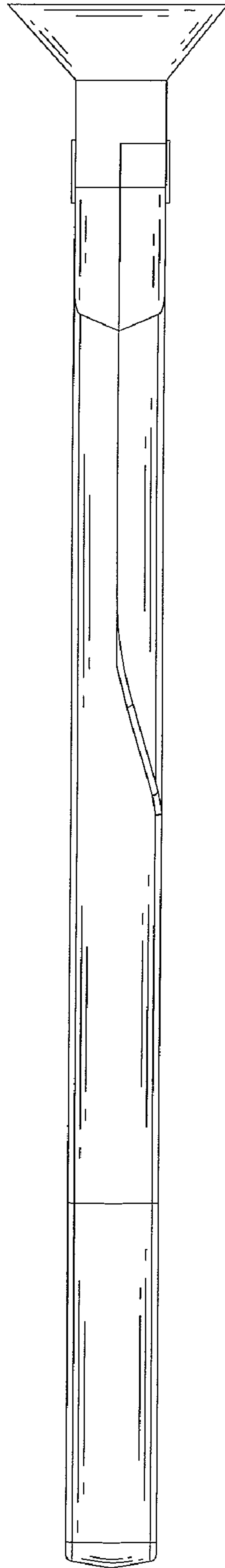


FIG. 4

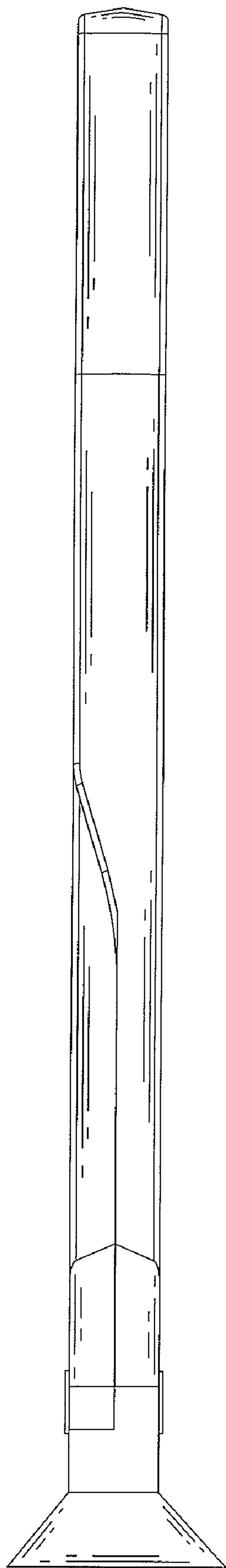


FIG. 5

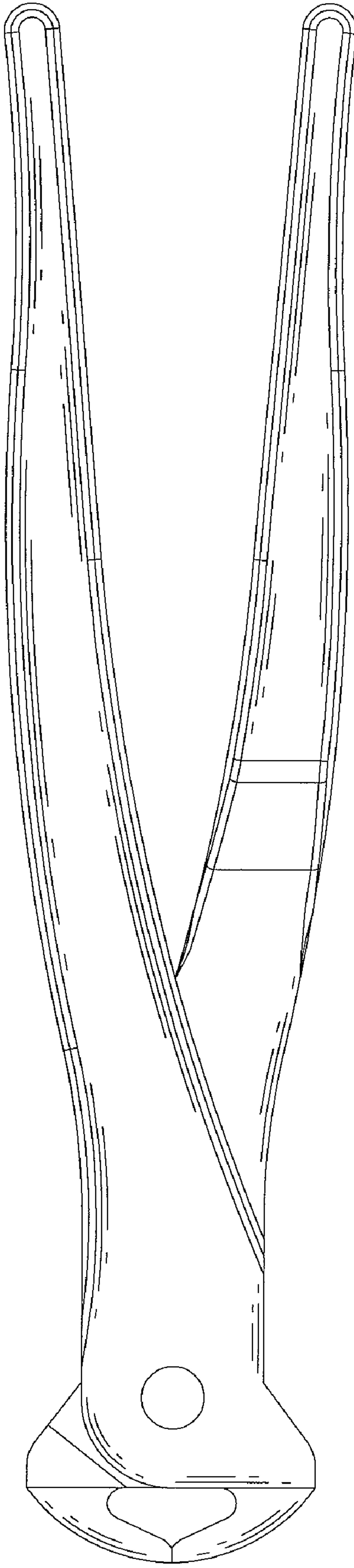


FIG. 6

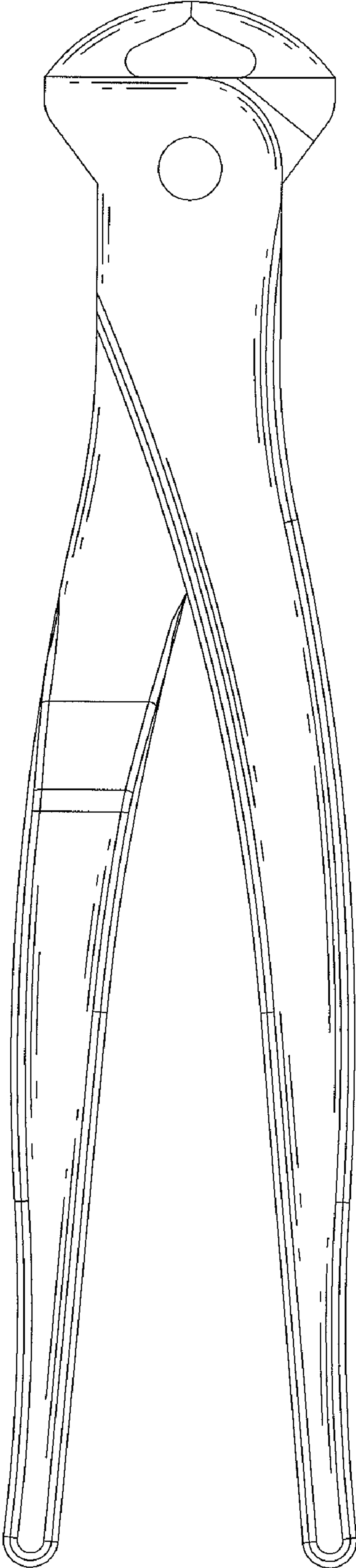


FIG. 7