



US00D625973S

(12) **United States Design Patent**
Hunton et al.

(10) **Patent No.:** **US D625,973 S**
(45) **Date of Patent:** **** Oct. 26, 2010**

(54) **CORK REMOVER HANDLE**

(75) Inventors: **David M. Hunton**, Mount Pleasant, SC (US); **Betsy A. Thomas**, Louisville, KY (US)

(73) Assignee: **Le Creuset SAS** (FR)

(**) Term: **14 Years**

(21) Appl. No.: **29/348,707**

(22) Filed: **Jan. 29, 2010**

(51) **LOC (9) Cl.** **07-99**

(52) **U.S. Cl.** **D8/40; D8/42**

(58) **Field of Classification Search** D8/14,
D8/16-19, 33-43, 88, 89, 105, 107, 300,
D8/307, 356, 367; 7/113, 151-156; 30/400-410,
30/416-430, 433, 434, 443, 450; 81/3.07,
81/3.09, 3.2, 3.27, 3.29, 3.31, 3.35, 3.37,
81/3.4, 3.45, 3.48, 3.49, 3.55

See application file for complete search history.

(56) **References Cited**

U.S. PATENT DOCUMENTS

463,131	A *	11/1891	Allen	81/3.4
777,380	A *	12/1904	Kennedy	81/3.35
1,124,125	A *	1/1915	Freres	81/3.35
D195,507	S *	6/1963	Abts, III	D8/40
3,256,756	A *	6/1966	Del Piccolo	D8/42
D205,409	S *	8/1966	Vogel	D8/42
3,359,838	A *	12/1967	Vogel	D8/42
D321,470	S *	11/1991	Gerrard	D8/356
D401,842	S *	12/1998	Johnson, Jr.	D8/356
D408,764	S *	4/1999	Graber	D8/356

2007/0006684 A1* 1/2007 Taylor 81/3.45

OTHER PUBLICATIONS

Collectible Corkscrews, p. 98—Plastic prong puller Frédérique Crestin-Bilet, © 2001, Flammarion Inc., ISBN: 2-08010-551-5.*
Collectible Corkscrews, Prong puller Frédérique Crestin-Bilet, © 2001, Flammarion Inc., ISBN: 2-08010-551-5.*
Wine Accessories Unlimited, “Monopol Wine Openers,” <http://wineaccessory.com/monopol.htm>, 2 pages, Jan. 26, 2010.
Winestuff, “Peugeot Mathus Corkscrew,” http://www.winestuff.com/acatalog/Peugeot_Mathus_Corkscrew.html, 1 page, Jan. 26, 2010.

* cited by examiner

Primary Examiner—Garth Rademaker

(74) *Attorney, Agent, or Firm*—Gary L. Bush; Andrews Kurth LLP

(57) **CLAIM**

The ornamental design for a cork remover handle, as shown and described.

DESCRIPTION

FIG. 1 is a perspective view of a cork remover handle showing our new design;

FIG. 2 is a right side view thereof;

FIG. 3 is a left side view thereof;

FIG. 4 is a bottom view thereof;

FIG. 5 is a top view thereof;

FIG. 6 is a back view thereof; and,

FIG. 7 is a front view thereof.

The broken lines depict environmental subject matter only and form no part of the claimed design.

1 Claim, 3 Drawing Sheets

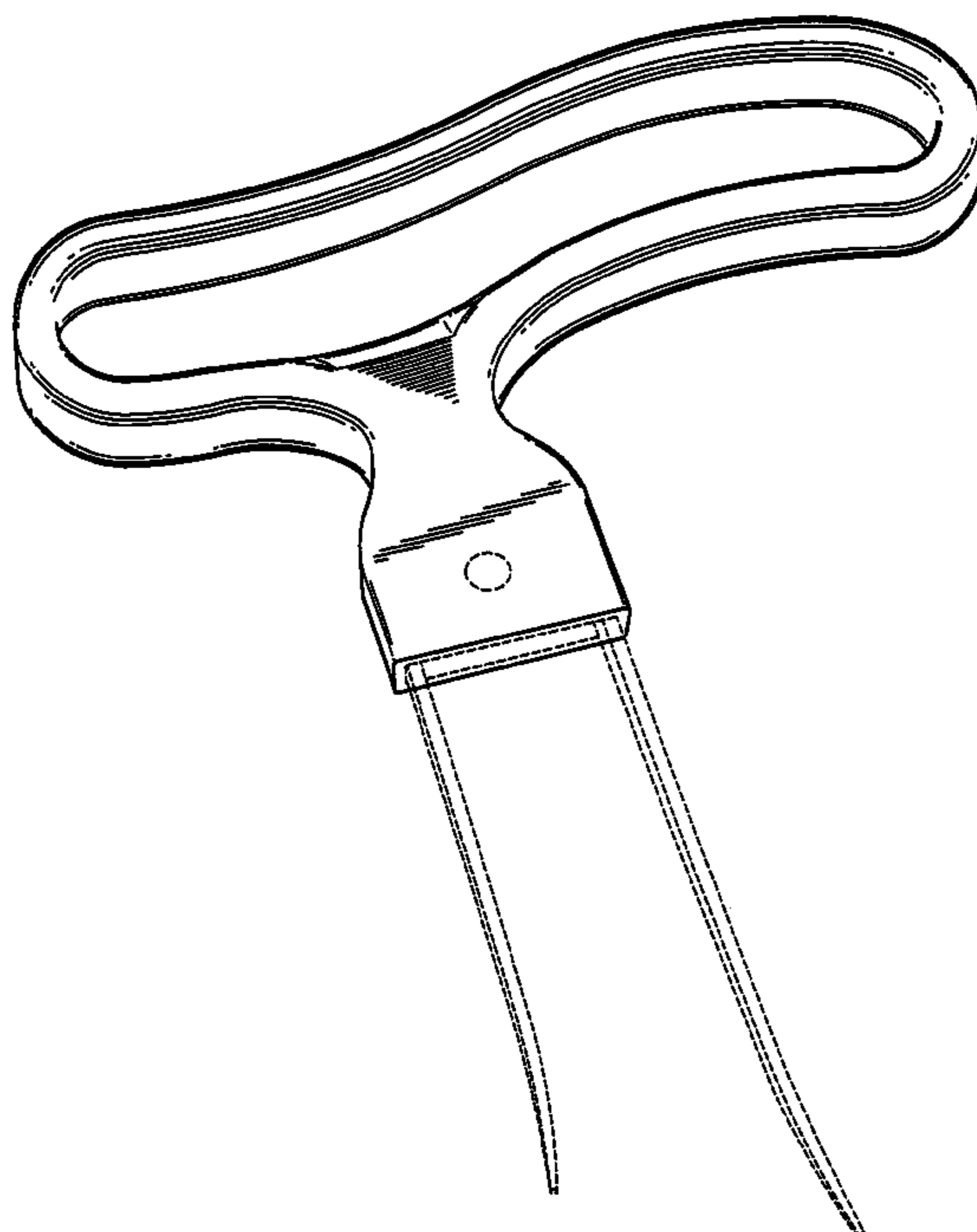
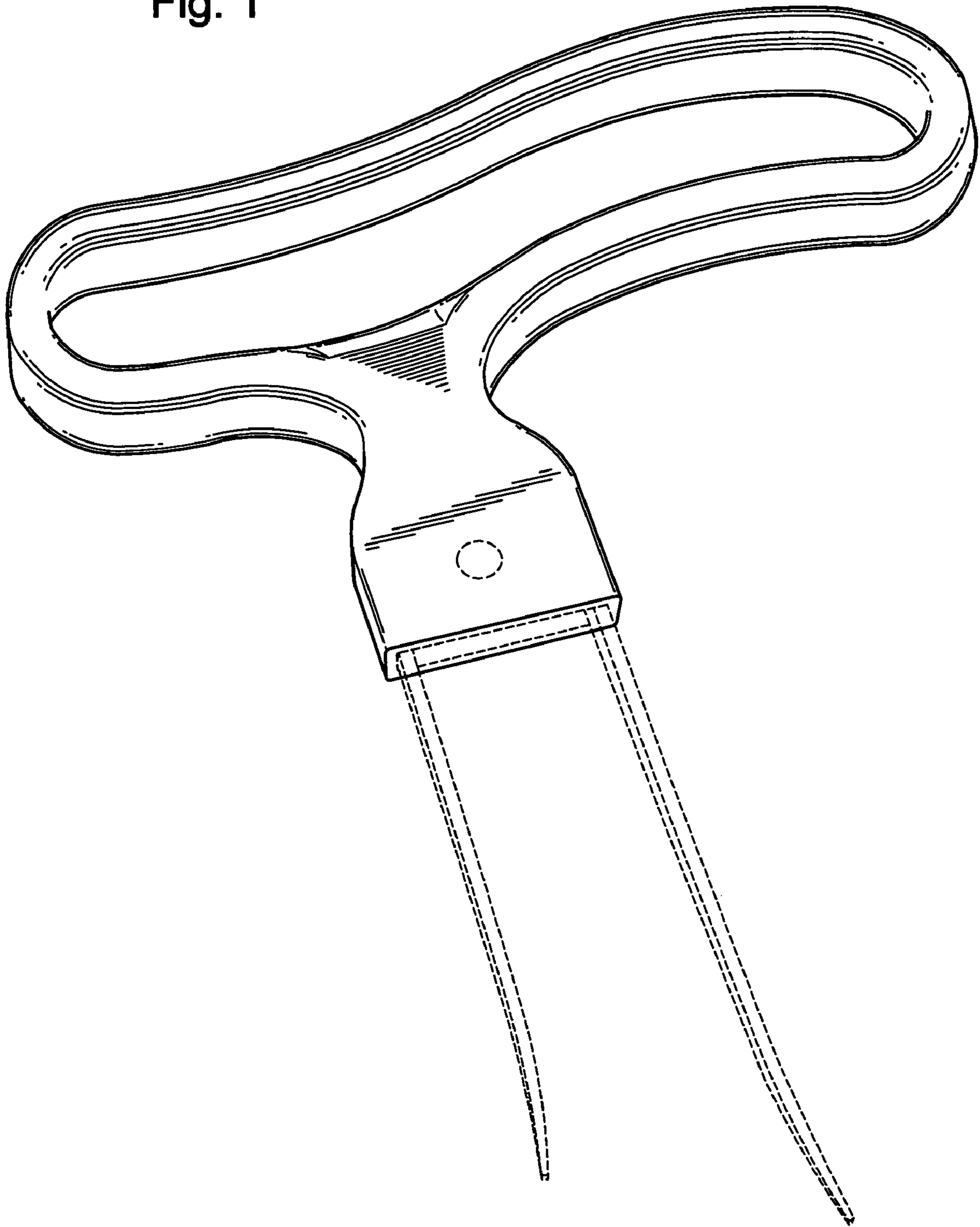


Fig. 1



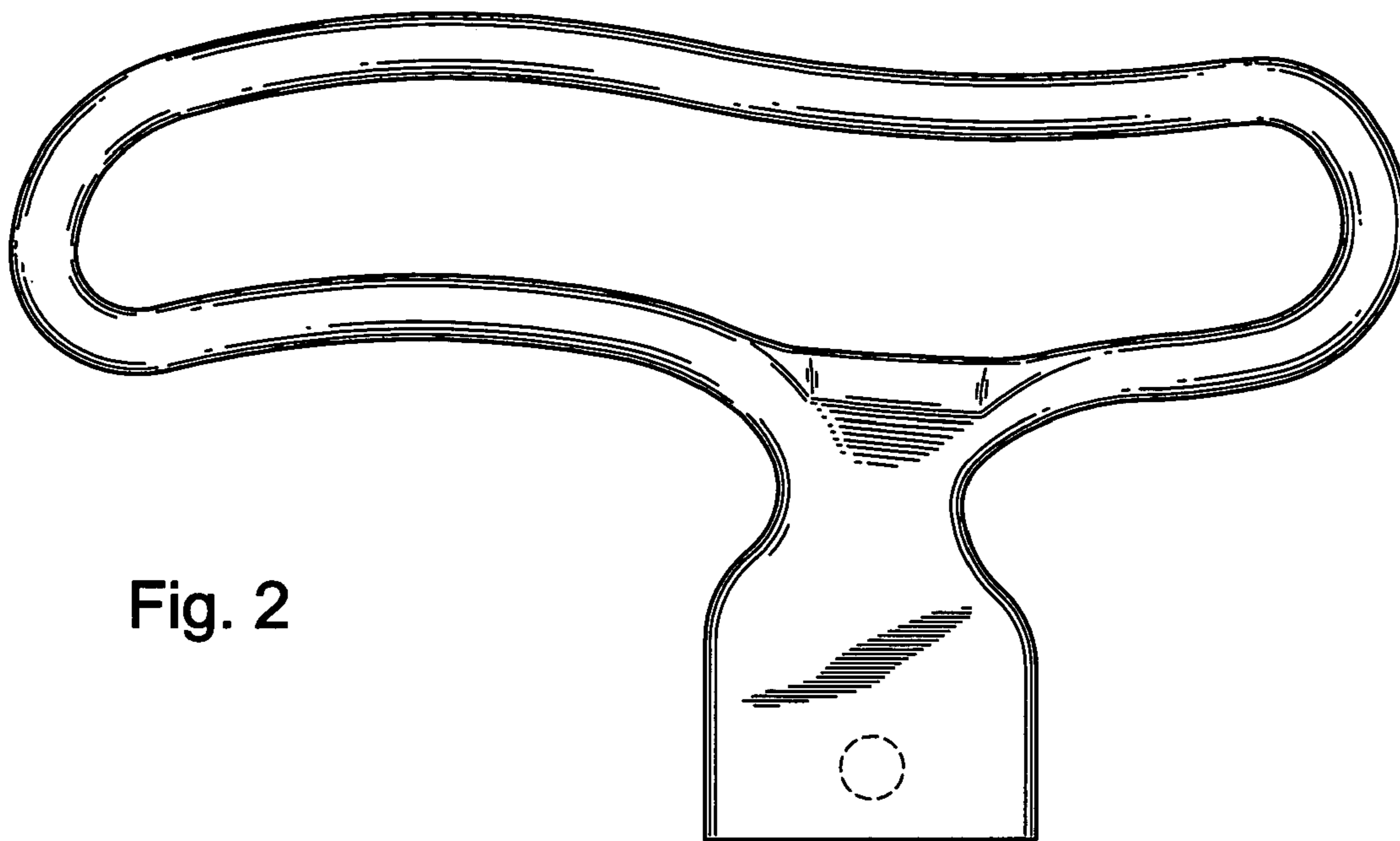


Fig. 2

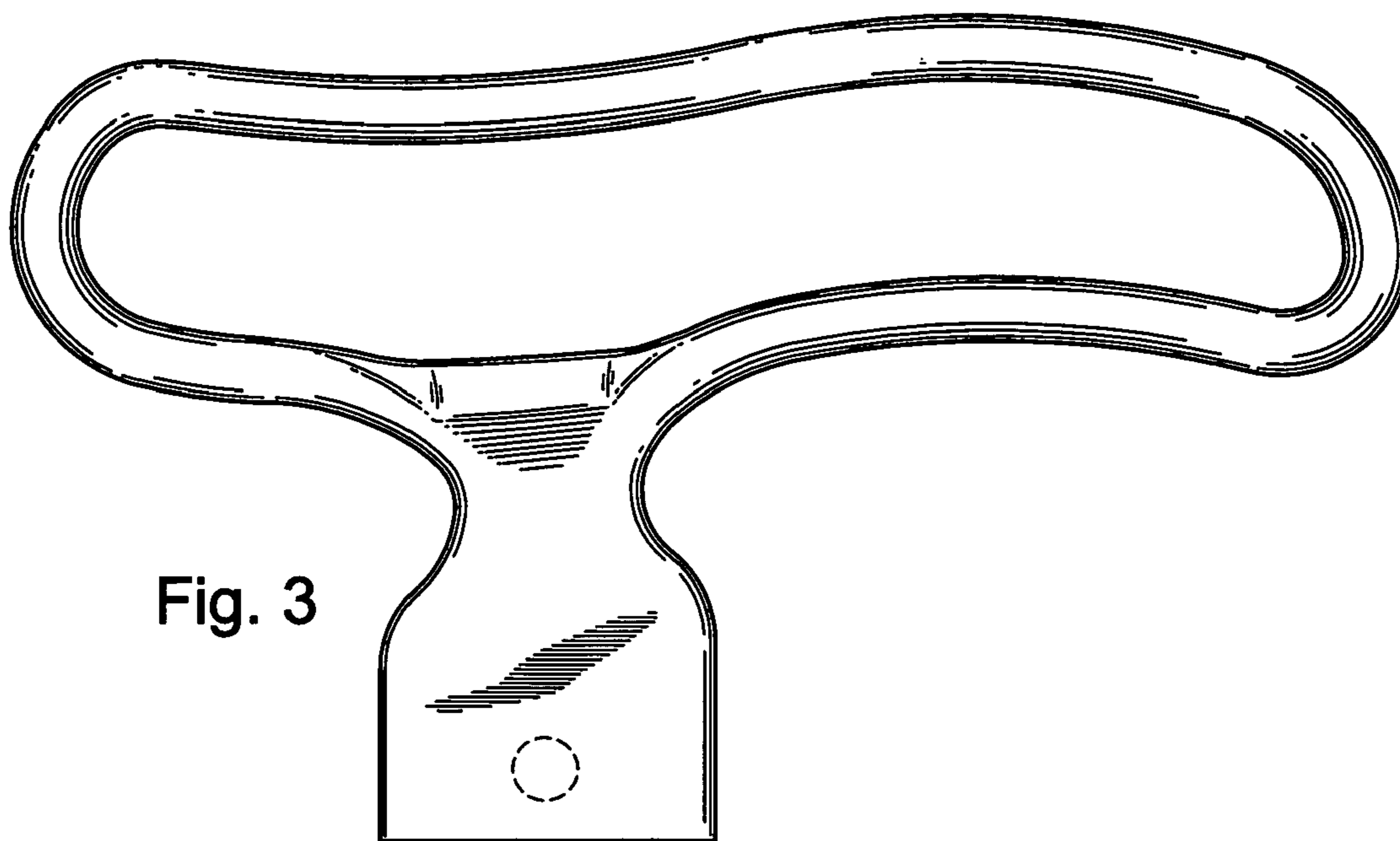


Fig. 3

Fig. 4

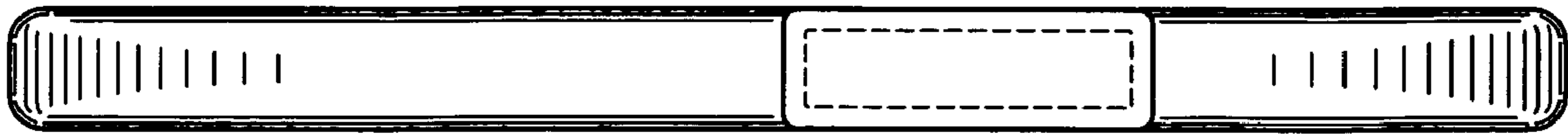


Fig. 5



Fig. 6



Fig. 7

