



US00D625968S

(12) **United States Design Patent**  
**Rashid**

(10) **Patent No.:** **US D625,968 S**

(45) **Date of Patent:** **\*\* Oct. 26, 2010**

(54) **GRATER**

(75) Inventor: **Karim Rashid**, New York, NY (US)

(73) Assignee: **Slice, Inc**, Campbell, CA (US)

(\*\*) Term: **14 Years**

(21) Appl. No.: **29/349,171**

(22) Filed: **Mar. 11, 2010**

(51) **LOC (9) Cl.** ..... **07-04**

(52) **U.S. Cl.** ..... **D7/678**

(58) **Field of Classification Search** ..... D7/678,  
D7/672, 693, 679; 83/669, 856, 857, 699.51,  
83/699.61, 870, 932; 30/123.7; 241/93,  
241/95, 101.01, 273.1–273.4, 280–282, 168,  
241/169, 169.1

See application file for complete search history.

(56) **References Cited**

**U.S. PATENT DOCUMENTS**

869,529 A \* 10/1907 Smith ..... 30/123.7  
2,482,180 A \* 9/1949 Heard ..... 241/101.01

D438,433 S \* 3/2001 Kaposi et al. .... D7/678  
D476,864 S \* 7/2003 Daldosso ..... D7/678  
D494,026 S \* 8/2004 Brousseau et al. .... D7/678  
D498,649 S \* 11/2004 Di Bitonto et al. .... D7/678

\* cited by examiner

*Primary Examiner*—Terry A Wallace

(57) **CLAIM**

The ornamental design for a grater, as shown and described.

**DESCRIPTION**

FIG. 1: is the isometric view of the grater showing my new design;

FIG. 2: is the front view of the grater thereof;

FIG. 3: is the back view of the grater thereof;

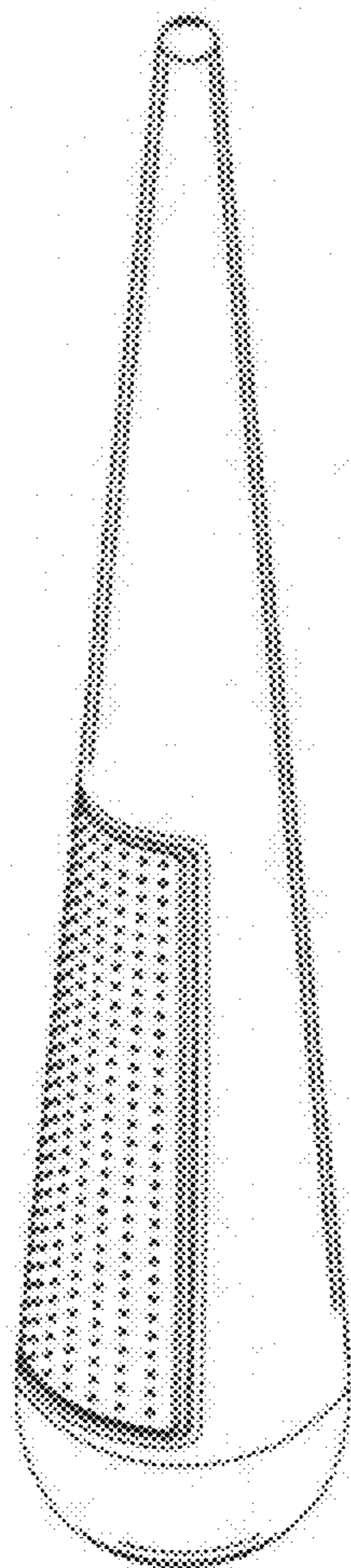
FIG. 4: is the right hand side view of the grater thereof;

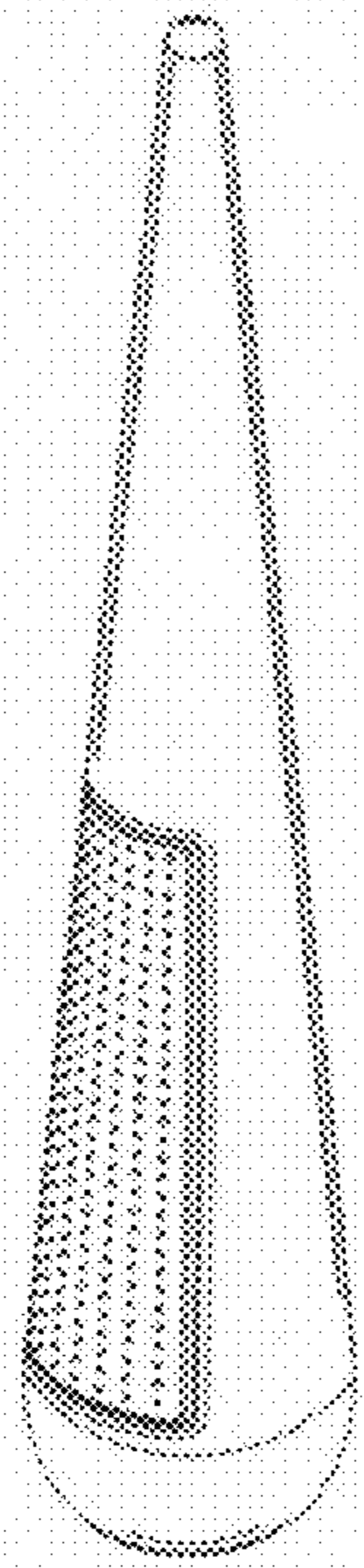
FIG. 5: is the left hand side of the grater thereof; and,

FIG. 6: is the top view of the grater thereof; and,


FIG. 7: is the bottom view of the grater thereof.

**1 Claim, 3 Drawing Sheets**






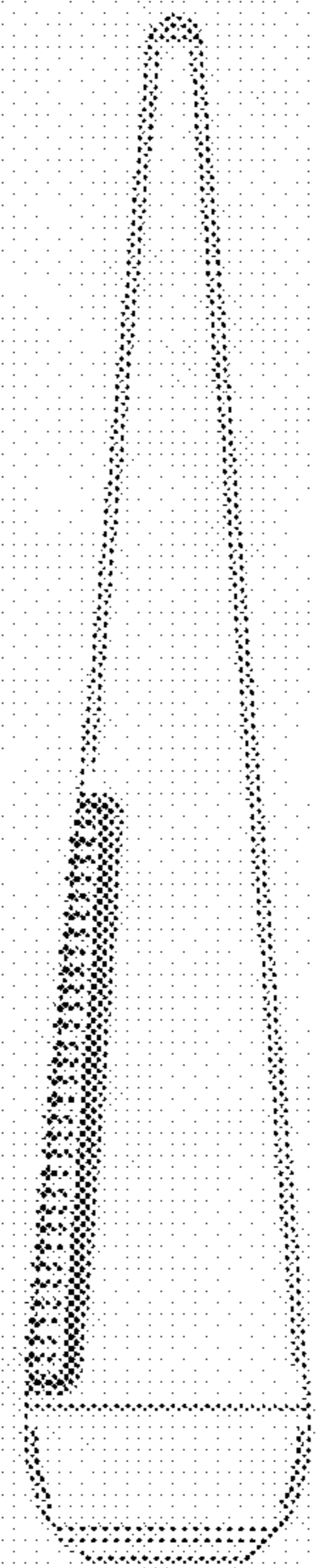
*FIG. 1*



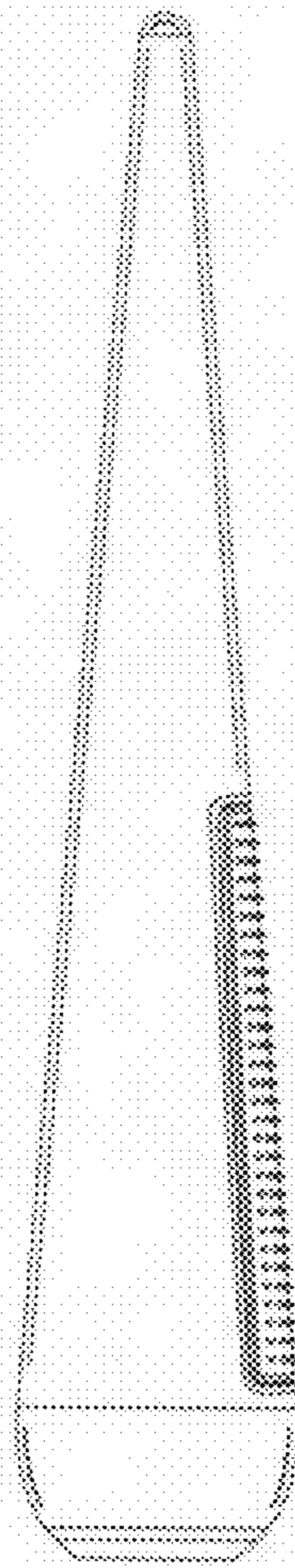
*FIG. 2*



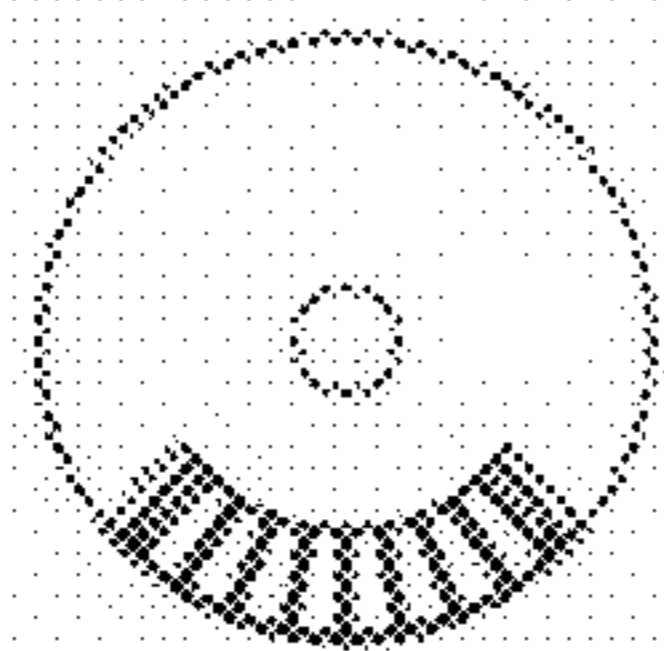
*FIG. 3*



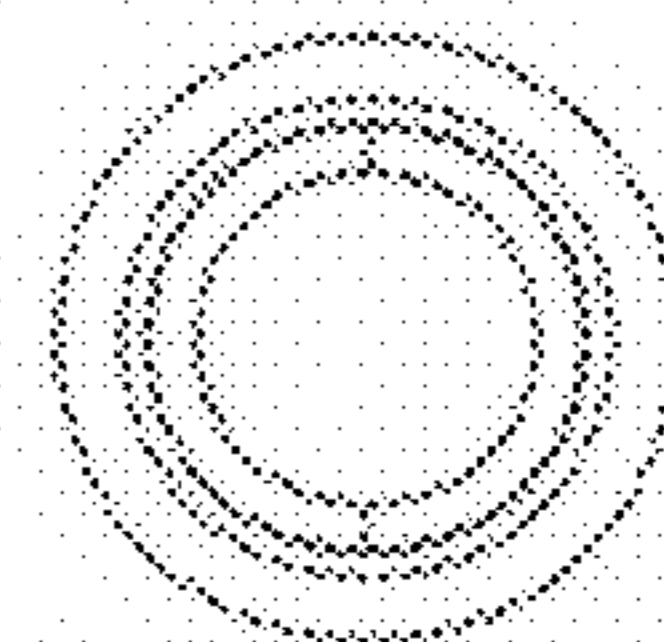
*FIG. 4*



*FIG. 5*



*FIG. 6*



*FIG. 7*