



US00D625960S

(12) **United States Design Patent**
Lipfert et al.

(10) **Patent No.:** **US D625,960 S**

(45) **Date of Patent:** **** Oct. 26, 2010**

(54) **DIVIDED TRAY**

(75) Inventors: **Kim A. Lipfert**, Minnetonka, MN (US);
Anna Marie Bofinger, Shoreview, MN
(US); **Rachel Anne Jones**, Minneapolis,
MN (US); **Ashley Lynn Kneller**,
Minneapolis, MN (US)

(73) Assignee: **Target Brands, Inc.**, Minneapolis, MN
(US)

(**) Term: **14 Years**

(21) Appl. No.: **29/346,177**

(22) Filed: **Oct. 28, 2009**

(51) **LOC (9) Cl.** **07-01**

(52) **U.S. Cl.** **D7/553.8; D7/553.6**

(58) **Field of Classification Search** D7/550.1,
D7/553.1-553.8, 554.1-554.4, 555, 643-644,
D7/653, 701, 396.1; 220/500, 527, 553,
220/555-557

See application file for complete search history.

(56) **References Cited**

U.S. PATENT DOCUMENTS

D269,935 S * 8/1983 Powers D7/357
D484,746 S * 1/2004 McMullin D7/553.6

D568,687 S * 5/2008 Lovett D7/553.3
D587,970 S 3/2009 Zack et al.
D601,855 S * 10/2009 Sandhu D7/555
D611,306 S * 3/2010 Zack et al. D7/551.1

* cited by examiner

Primary Examiner—Charles A Rademaker

Assistant Examiner—Dana L Sipos

(74) *Attorney, Agent, or Firm*—Leanne Taveggia Farrell;
Westman, Champlin & Kelly, P.A.

(57) **CLAIM**

The ornamental design for a divided tray, as shown and
described.

DESCRIPTION

FIG. 1 is a top, front, right side perspective view of a divided
tray showing our new design;

FIG. 2 is a top plan view thereof;

FIG. 3 is a right side elevation view thereof;

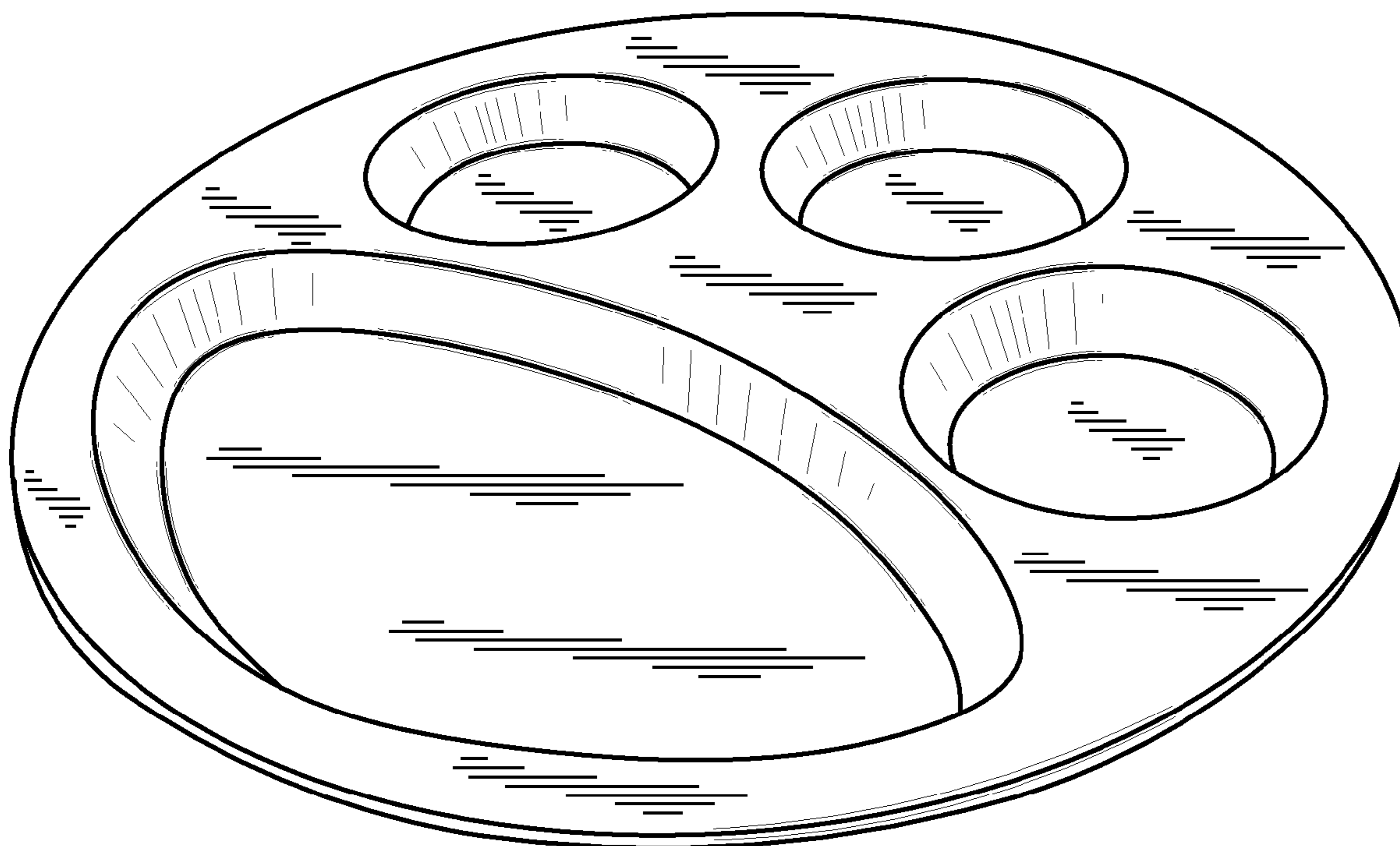
FIG. 4 is a left side elevation view thereof;

FIG. 5 is a bottom plan view thereof;

FIG. 6 is a rear elevation view thereof; and,

FIG. 7 is a front elevation view thereof.

1 Claim, 3 Drawing Sheets



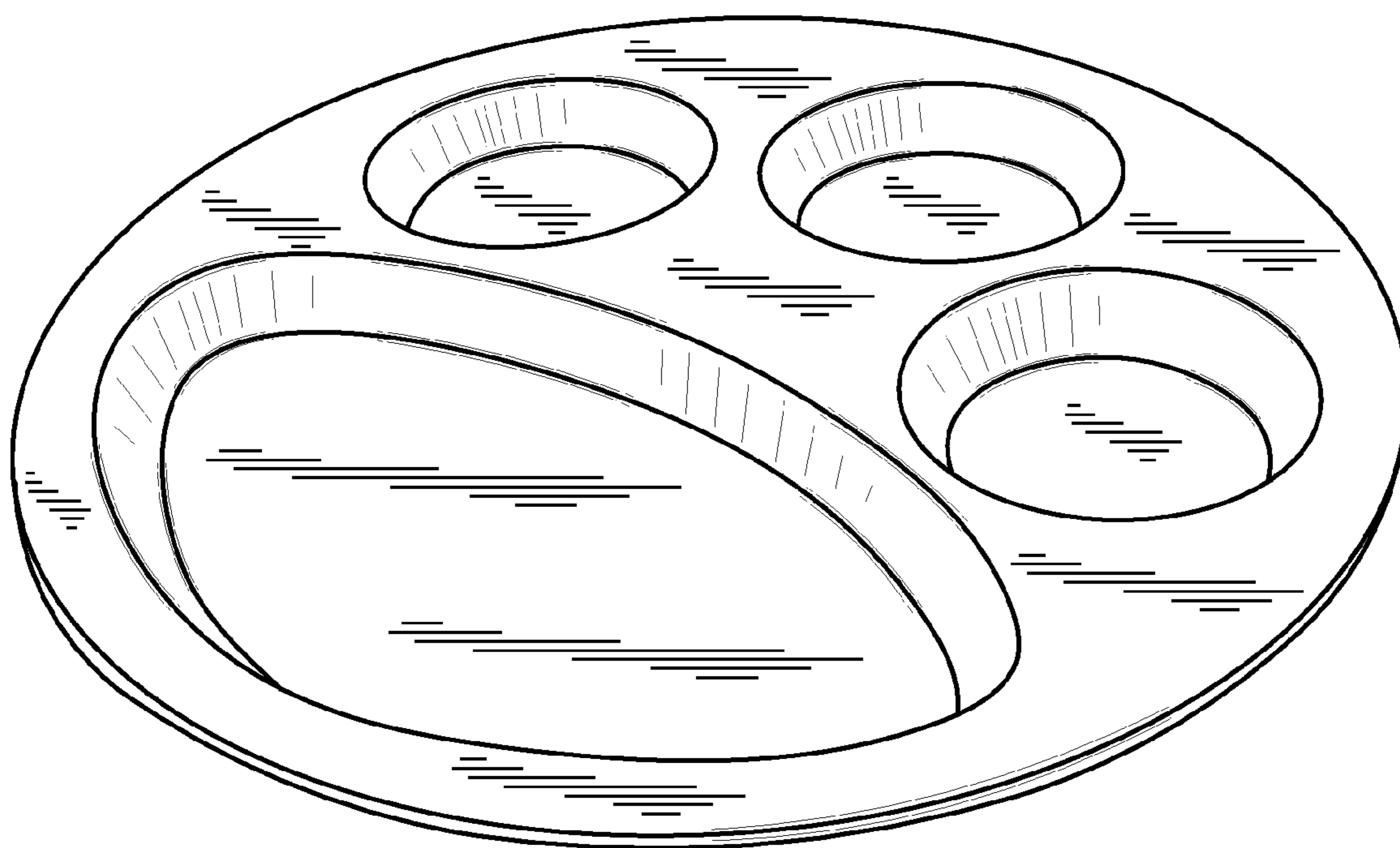


FIG. 1

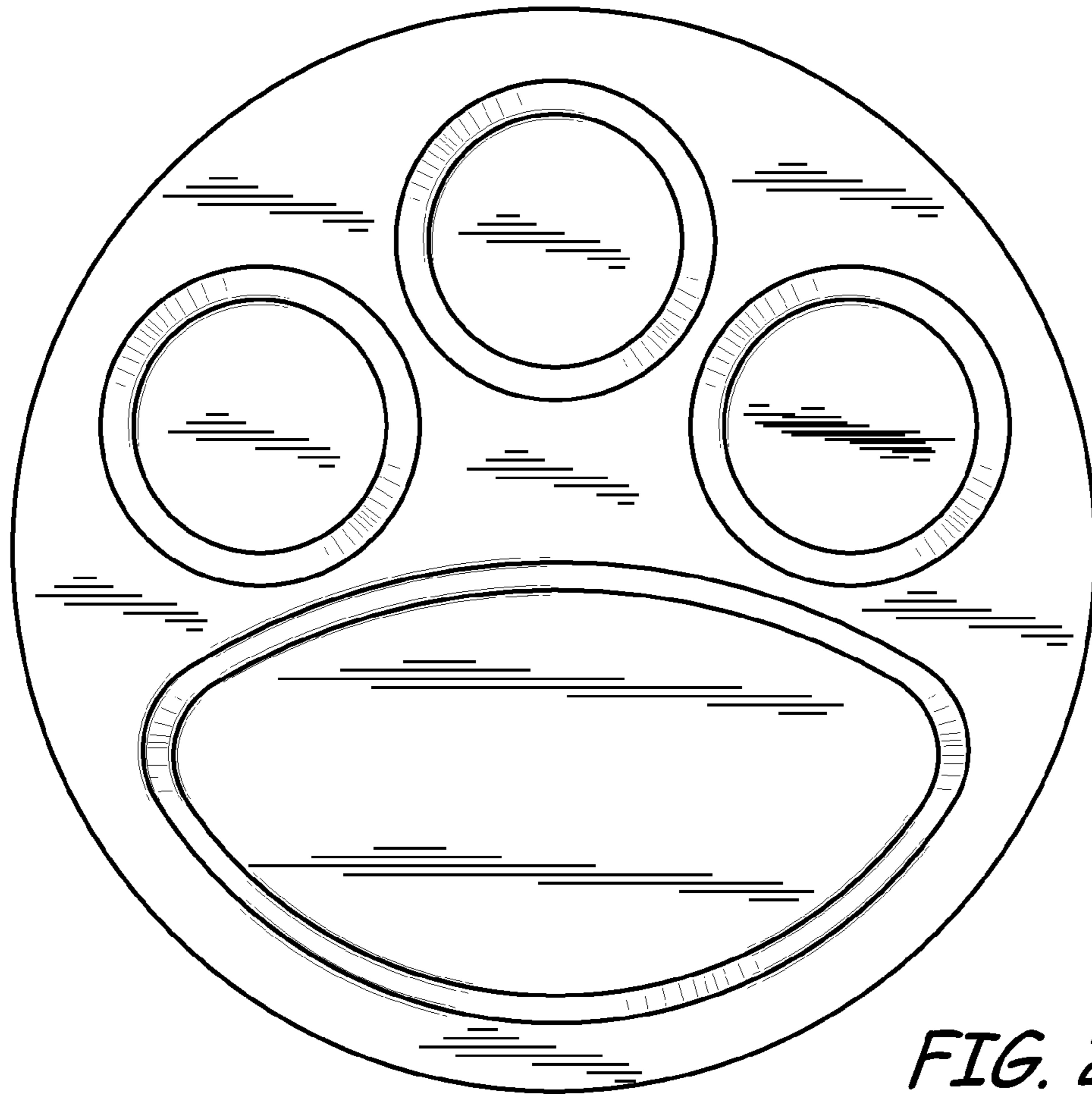


FIG. 2

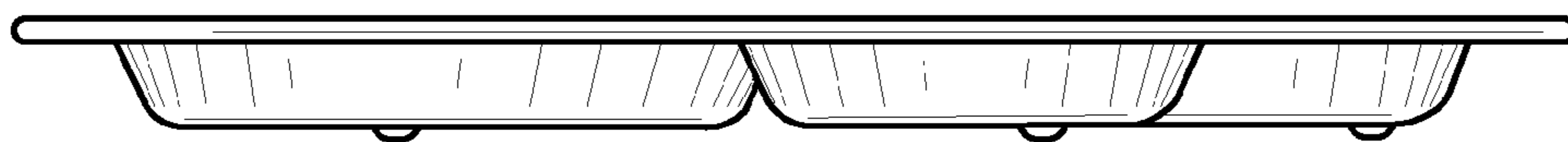


FIG. 3

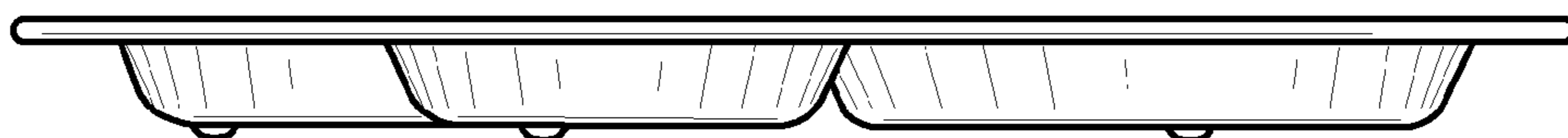


FIG. 4

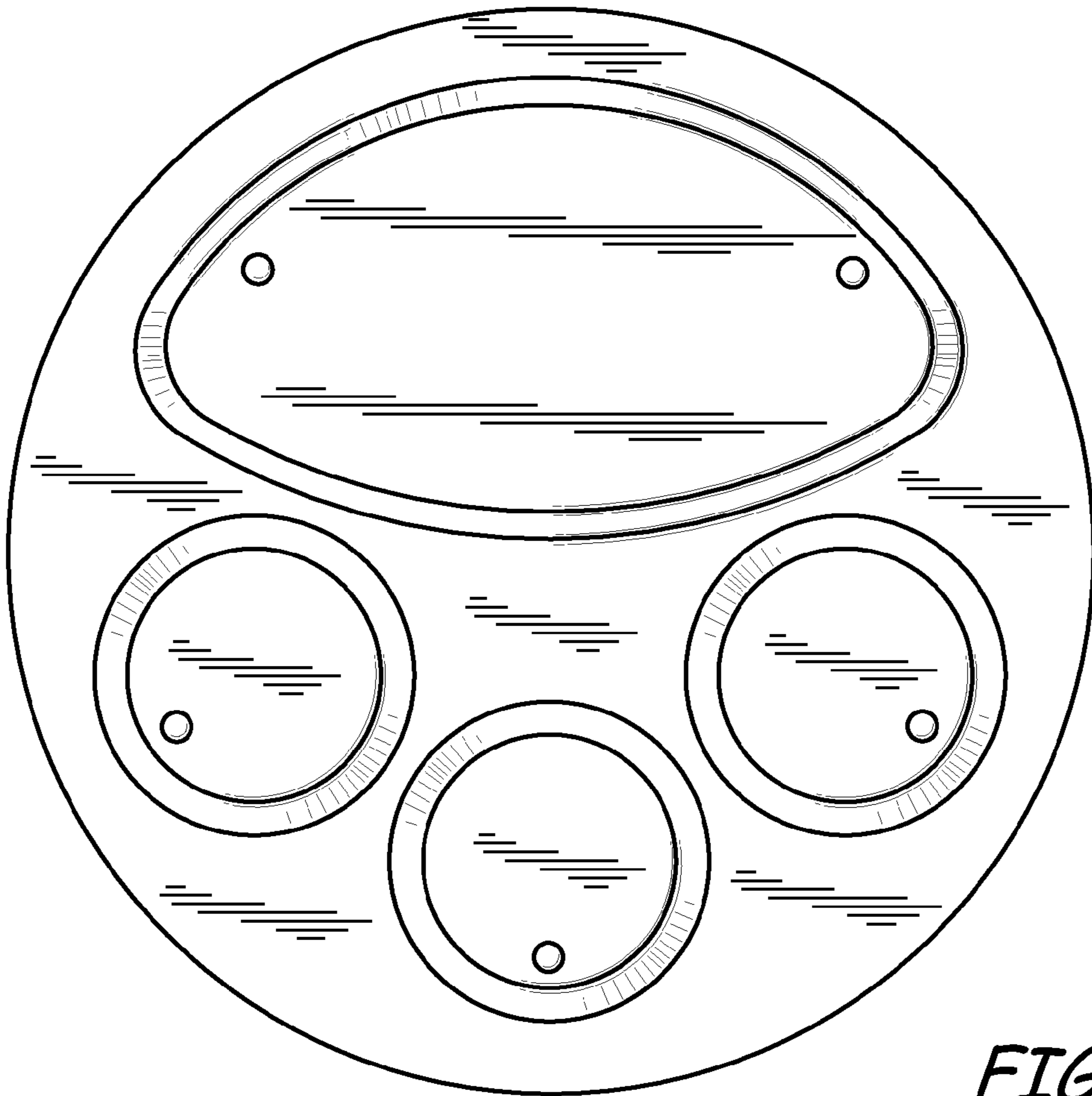


FIG. 5




FIG. 6

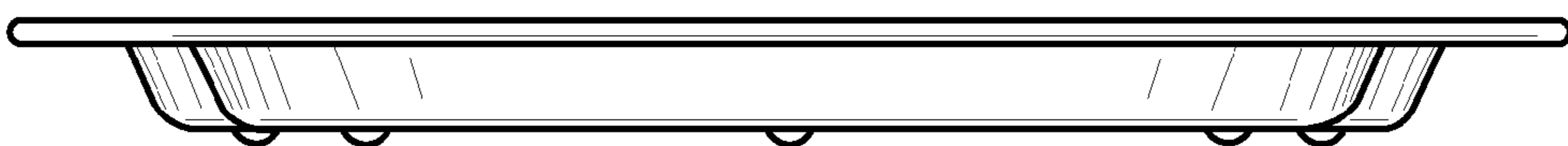


FIG. 7