



US00D625939S

(12) **United States Design Patent**
Silvestrin

(10) **Patent No.:** **US D625,939 S**

(45) **Date of Patent:** **** *Oct. 26, 2010**

(54) **TABLE**

(75) Inventor: **Claudio Silvestrin**, London (GB)

(73) Assignee: **Poltrona Frau S.p.A.**, Turin (IT)

(**) Term: **14 Years**

(21) Appl. No.: **29/267,096**

(22) Filed: **Oct. 5, 2006**

(30) **Foreign Application Priority Data**

Apr. 5, 2006 (IT) TO2006O0025

(51) **LOC (9) Cl.** **06-04**

(52) **U.S. Cl.** **D6/480**

(58) **Field of Classification Search** D6/478,
D6/474, 477, 479, 480-489, 495, 499, 429-431;
108/65, 66, 83, 88, 89
See application file for complete search history.

(56) **References Cited**

U.S. PATENT DOCUMENTS

D242,969 S *	1/1977	Carter	D6/477
D286,592 S *	11/1986	Deconinck	D6/430
D287,445 S *	12/1986	Estreich	D6/480
D292,856 S *	11/1987	Jasinski	D6/484
D299,196 S *	1/1989	Frinier	D6/499
D306,539 S *	3/1990	Mergenov	D6/477
D306,540 S *	3/1990	Mergenov	D6/477
D326,025 S *	5/1992	Grosfillex	D6/480
D336,804 S *	6/1993	Bennett	D6/480

D342,631 S *	12/1993	Geniele et al.	D6/480
D360,548 S *	7/1995	Laske	D6/480
D361,676 S *	8/1995	Westerburgen	D6/429
D380,320 S *	7/1997	Grazioli	D6/480
D409,020 S *	5/1999	Hardin	D6/480
6,698,363 B2 *	3/2004	Mallon	108/83
D515,338 S *	2/2006	Berry et al.	D6/480
D523,490 S *	6/2006	Voden	D21/397
D534,751 S *	1/2007	Thomas	D6/511

* cited by examiner

Primary Examiner—Elizabeth A Albert

Assistant Examiner—Kelley A Donnelly

(74) *Attorney, Agent, or Firm*—Nixon & Vanderhye P.C.

(57) **CLAIM**

The ornamental design for table, as shown and described.

DESCRIPTION

FIG. 1 is a left elevational view of a table;

FIG. 2 is a bottom plan view of a table;

FIG. 3 is a front elevational view of a table;

FIG. 4 is a top plan view of a table;

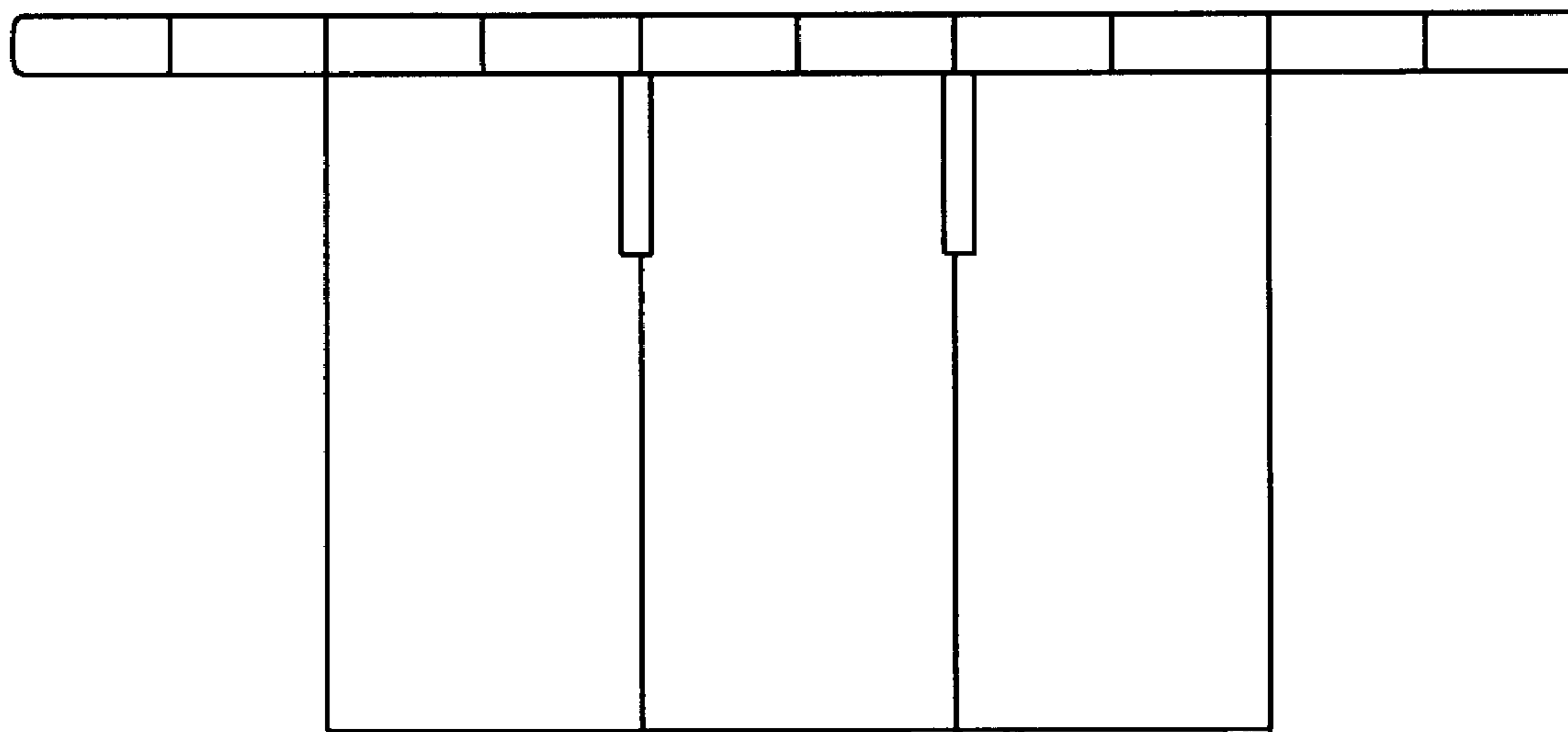
FIG. 5 is a right elevational view of a table;

FIG. 6 is a back elevational view of a table; and,

FIG. 7 is a front, top, right perspective view of a table.

The broken lines showing features on the bottom of the table in FIG. 2 are shown for environmental purposes only and form no part of the claimed design.

1 Claim, 7 Drawing Sheets



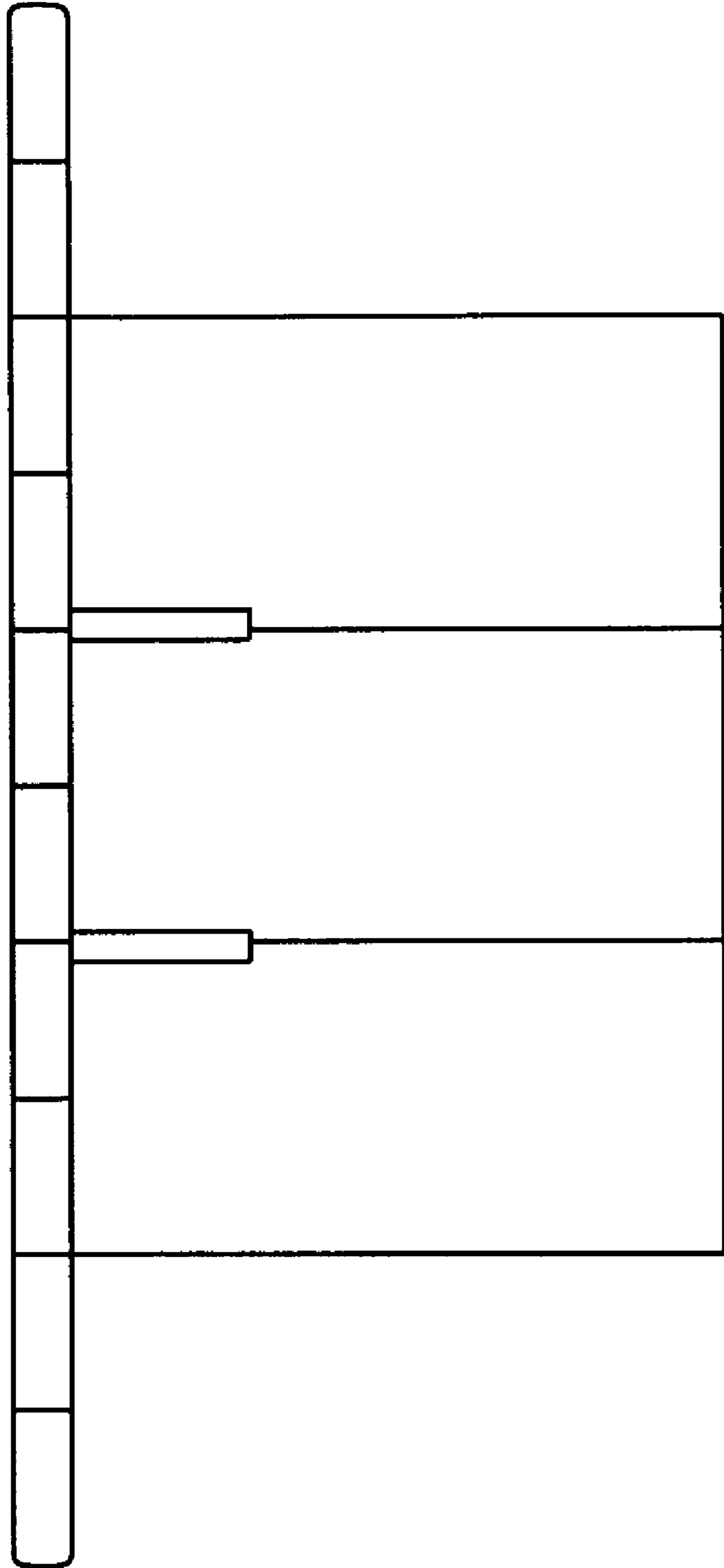


FIG. 1

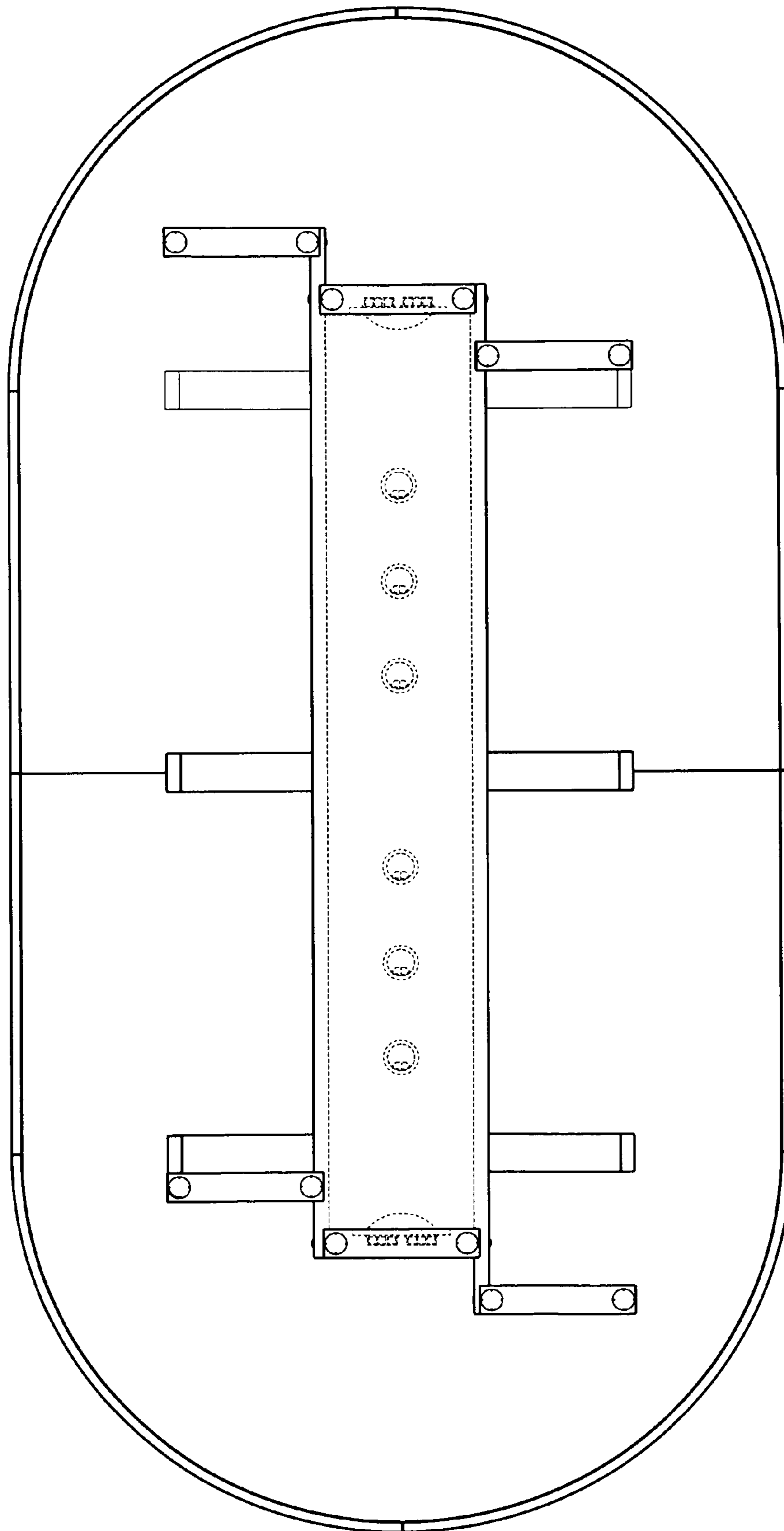


FIG. 2

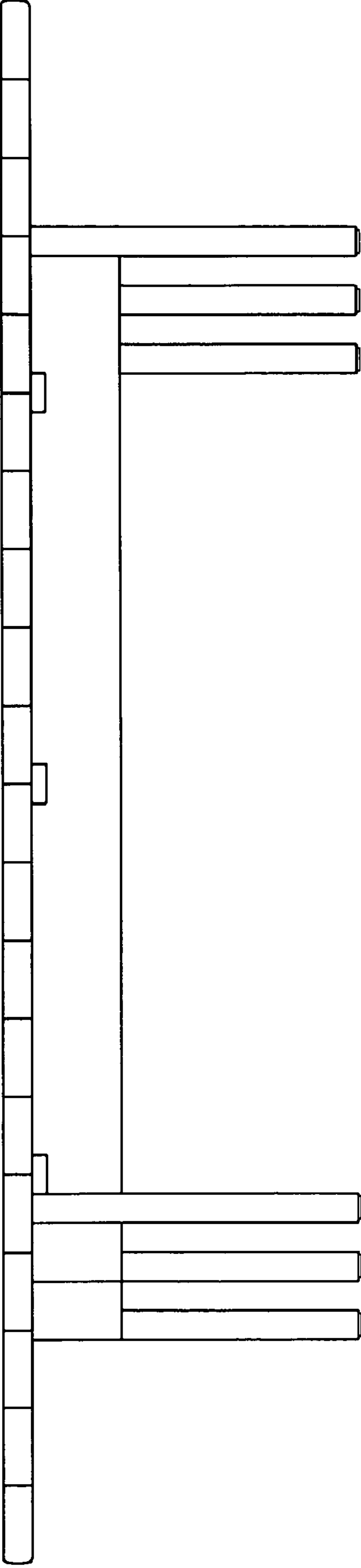


FIG. 3




FIG. 4

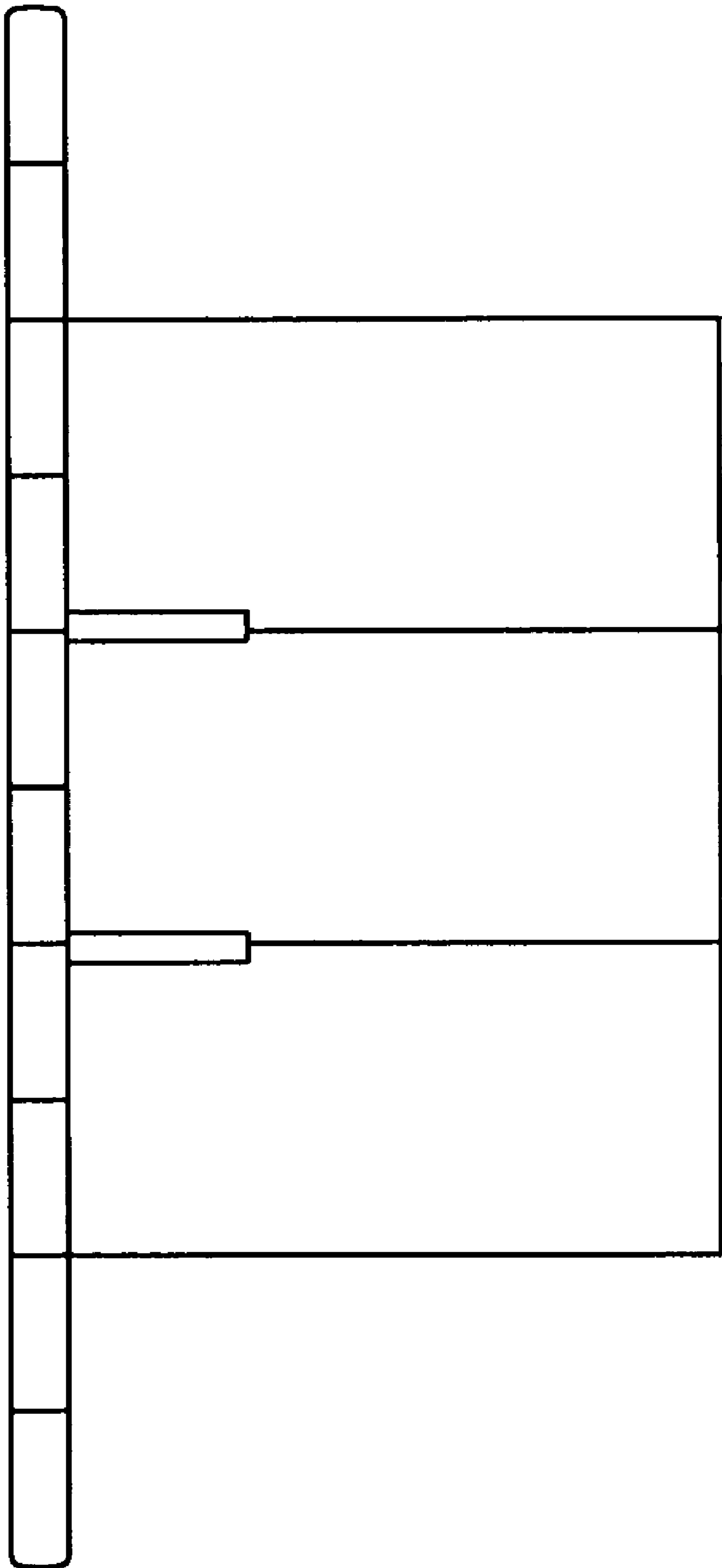


FIG. 5

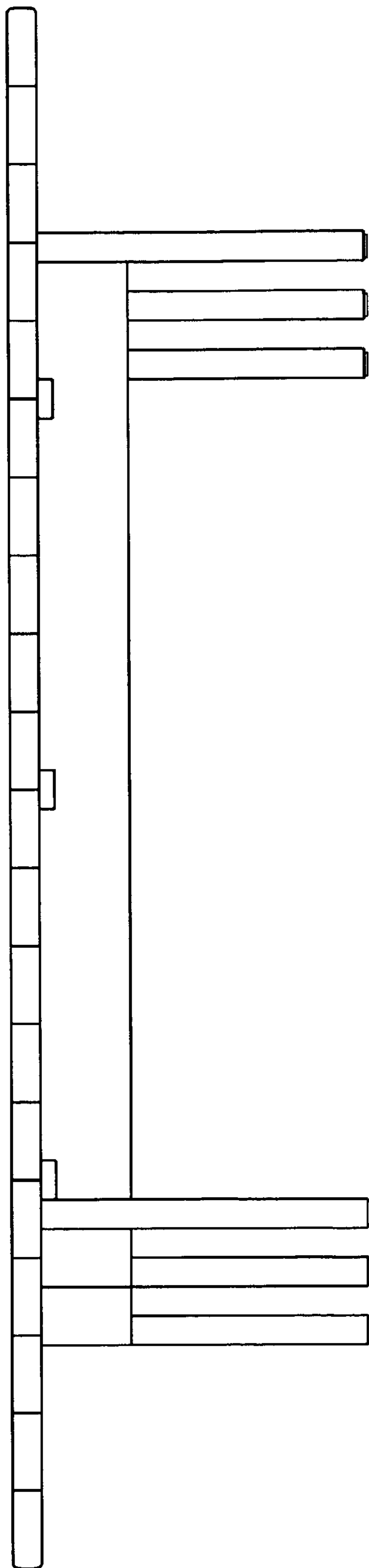


FIG. 6

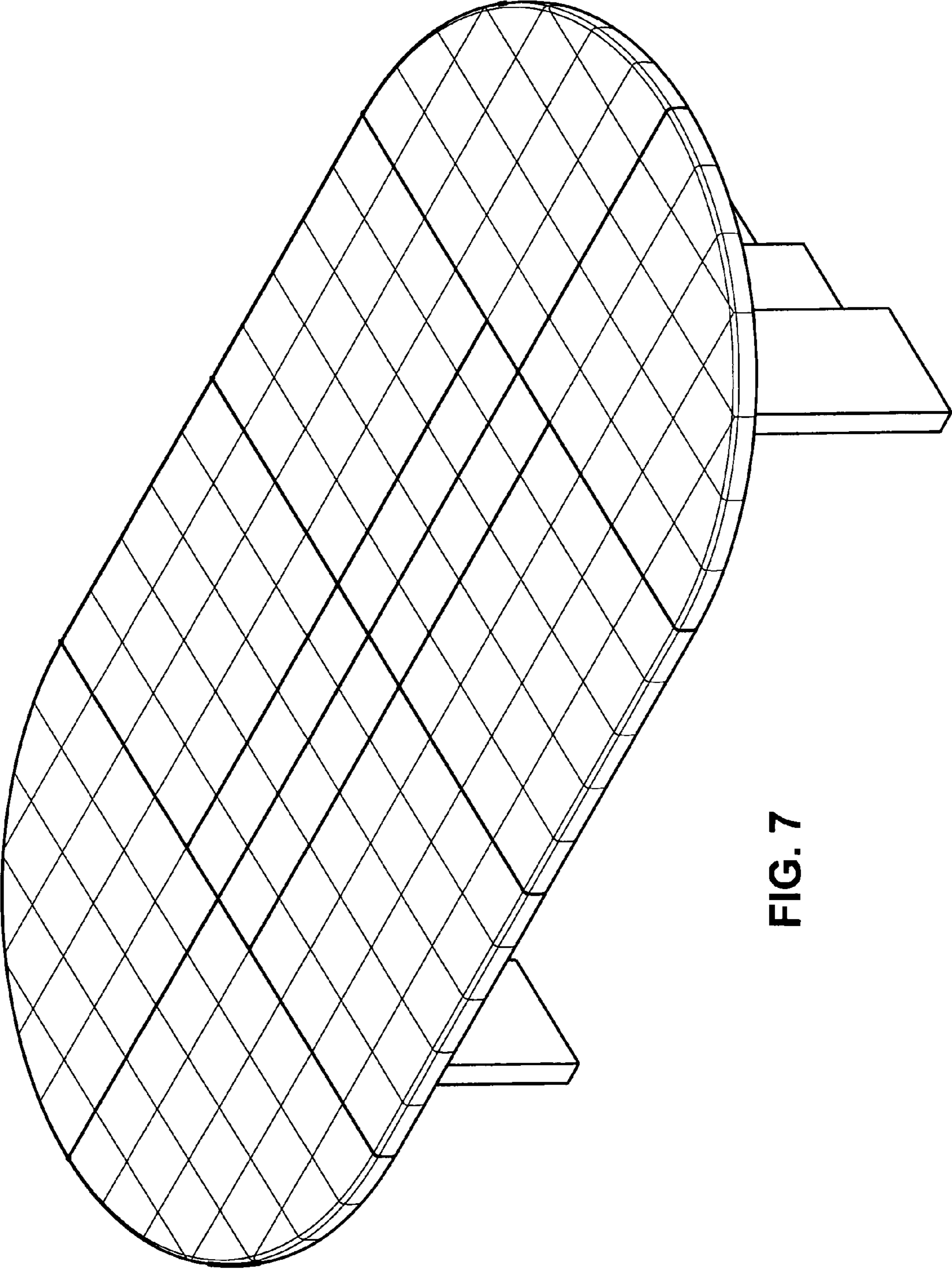


FIG. 7