



US00D625907S

(12) **United States Design Patent**
McClaskie

(10) **Patent No.:** **US D625,907 S**

(45) **Date of Patent:** **** Oct. 26, 2010**

(54) **SHOE**

(75) **Inventor:** **Thomas E. McClaskie**, Bethlehem, PA
(US)

(73) **Assignee:** **Columbia Insurance Company**,
Omaha, NE (US)

(**) **Term:** **14 Years**

(21) **Appl. No.:** **29/359,279**

(22) **Filed:** **Apr. 8, 2010**

(51) **LOC (9) Cl.** **02-04**

(52) **U.S. Cl.** **D2/952; D2/951; D2/953**

(58) **Field of Classification Search** D2/947,
D2/950, 951, 952, 953; D5/6, 32, 37; 36/22 R,
36/24.5, 25 R, 67 A, 59 C, 103

See application file for complete search history.

(56) **References Cited**

U.S. PATENT DOCUMENTS

D41,885 S *	10/1911	Munier	D5/37
D44,272 S *	7/1913	Hoch	D5/37
D84,816 S	8/1931	Freudenberg		
D96,346 S	7/1935	Sutton		
D107,239 S *	11/1937	Kaplan	D5/37
D127,568 S *	6/1941	Gurry, Jr.	D5/32
D129,914 S	10/1941	Bingham, Jr.		
D144,330 S	4/1946	Walter		
D145,044 S *	6/1946	Park	D5/37
2,416,997 A *	3/1947	Hewitt	428/187
D165,206 S *	11/1951	Alexander	D5/37
D168,540 S	1/1953	Friedman et al.		
D169,915 S *	6/1953	Scholle	D5/37
D240,962 S	8/1976	Matsumoto		
D448,576 S *	10/2001	Guillot et al.	D5/53
D495,856 S *	9/2004	McClaskie	D2/952

D573,345 S	7/2008	Yuson		
D587,439 S *	3/2009	Issler	D2/952
D592,388 S *	5/2009	Issler	D2/952
D600,894 S *	9/2009	Issler	D2/952
D603,591 S *	11/2009	McClaskie	D2/952
D603,593 S *	11/2009	McClaskie	D2/952
D604,487 S *	11/2009	McClaskie	D2/952
D608,535 S *	1/2010	McClaskie	D2/952
D609,890 S *	2/2010	McClaskie	D2/952

* cited by examiner

Primary Examiner—Celia A Murphy

(74) *Attorney, Agent, or Firm*—St. Onge Steward Johnston & Reene LLC

(57) **CLAIM**

The ornamental design for a shoe, as shown and described.

DESCRIPTION

FIG. 1 is a bottom perspective view of a shoe in accordance with the new design;

FIG. 2 is a bottom view thereof;

FIG. 3 is a top view thereof;

FIG. 4 is a left side view thereof;

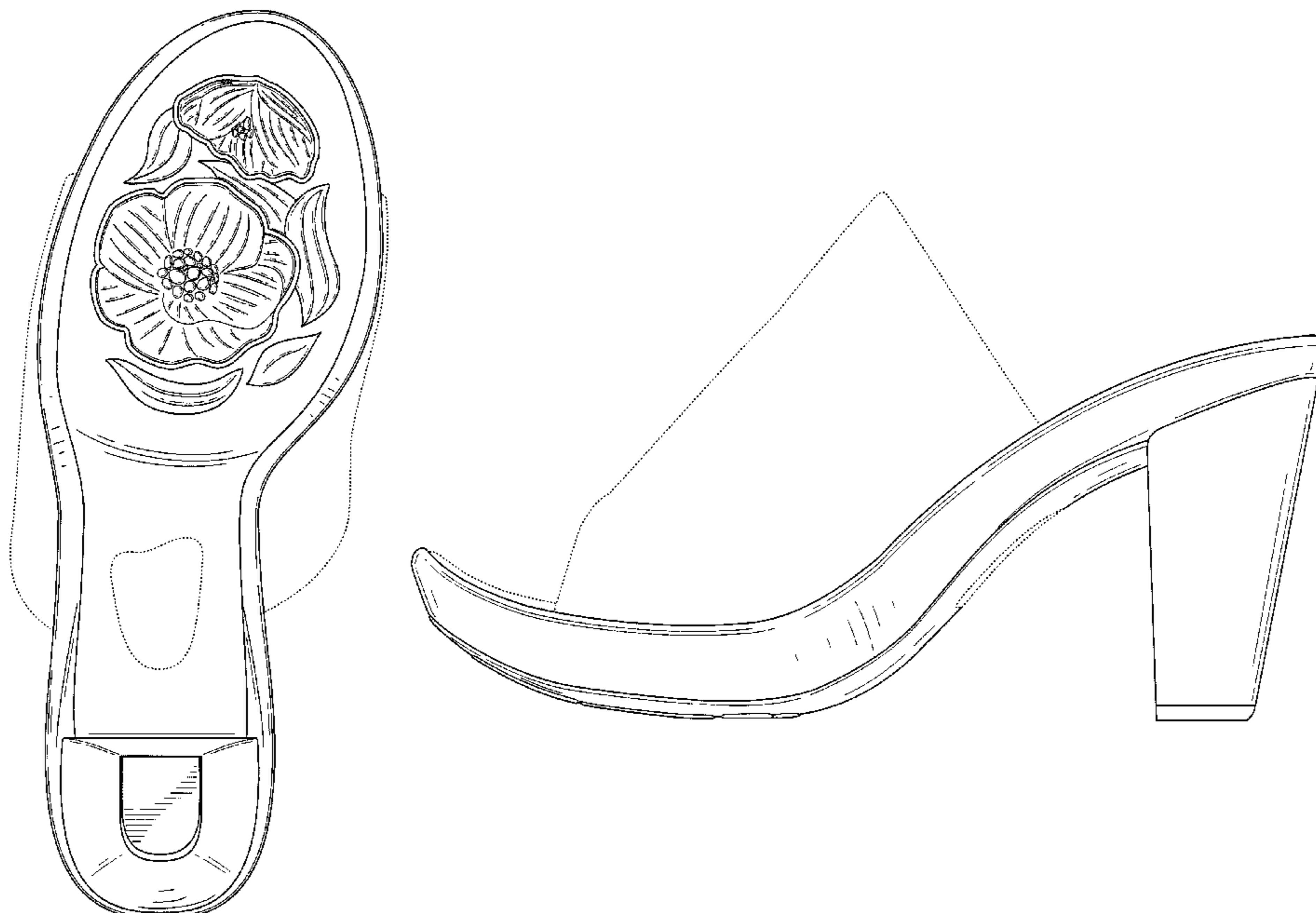
FIG. 5 is a right side view thereof;

FIG. 6 is a front view thereof; and,

FIG. 7 is a rear view thereof.

The shoe upper shown in broken lines in FIGS. 1-7 is for environmental purposes only and forms no part of the claimed design. The broken lines shown in each arch area of FIGS. 1, 2, 4 and 5 represent boundaries of the design with the lines themselves and the areas within them forming no part of the claimed design.

1 Claim, 7 Drawing Sheets



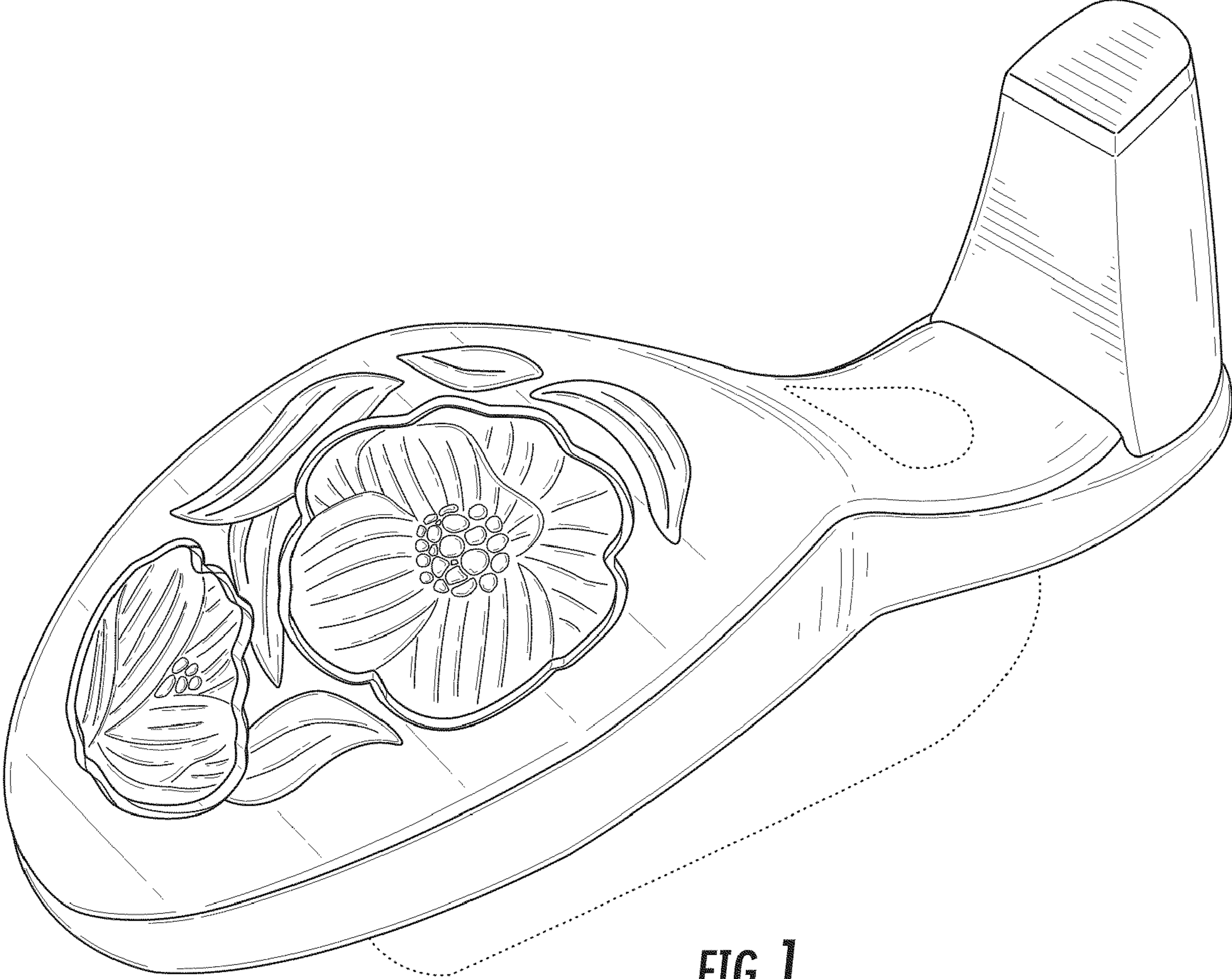


FIG. 1

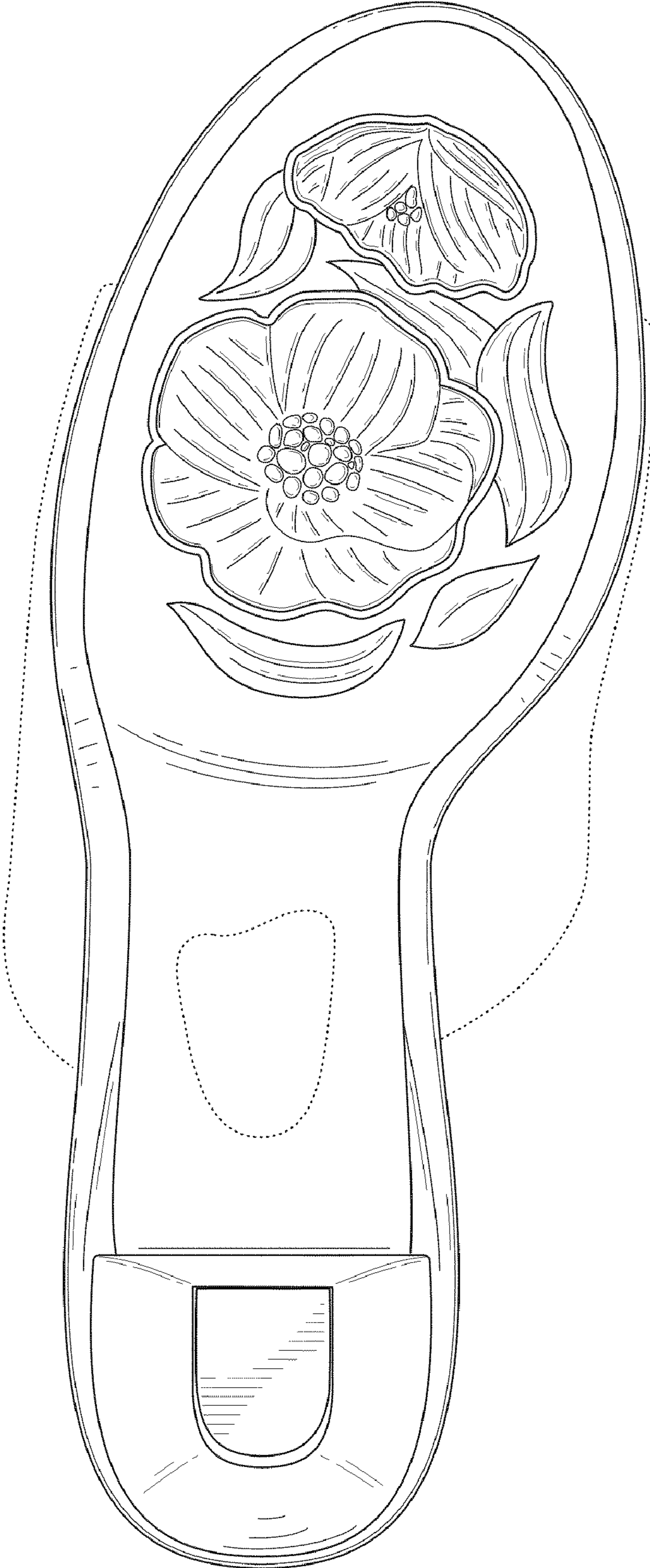


FIG. 2

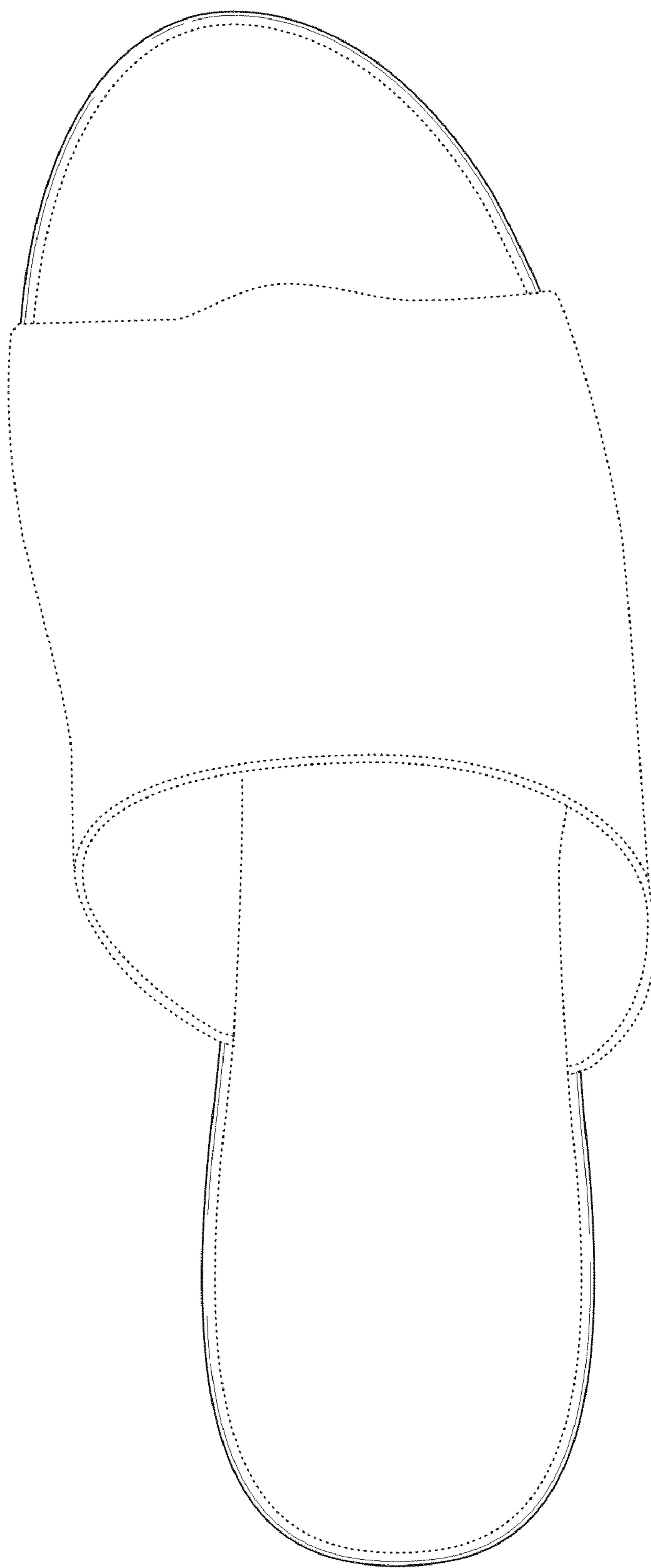


FIG. 3




FIG. 4

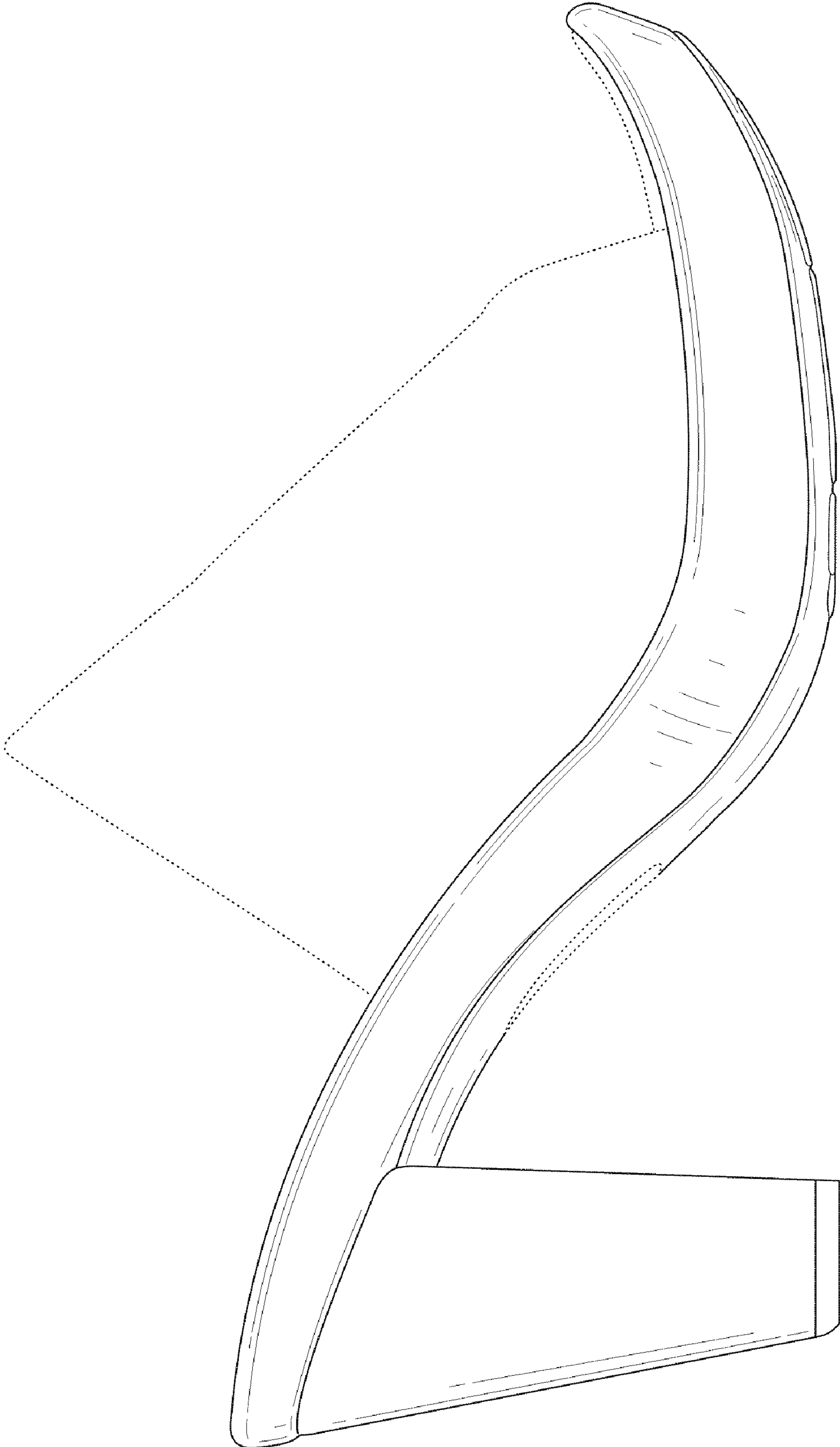


FIG. 5

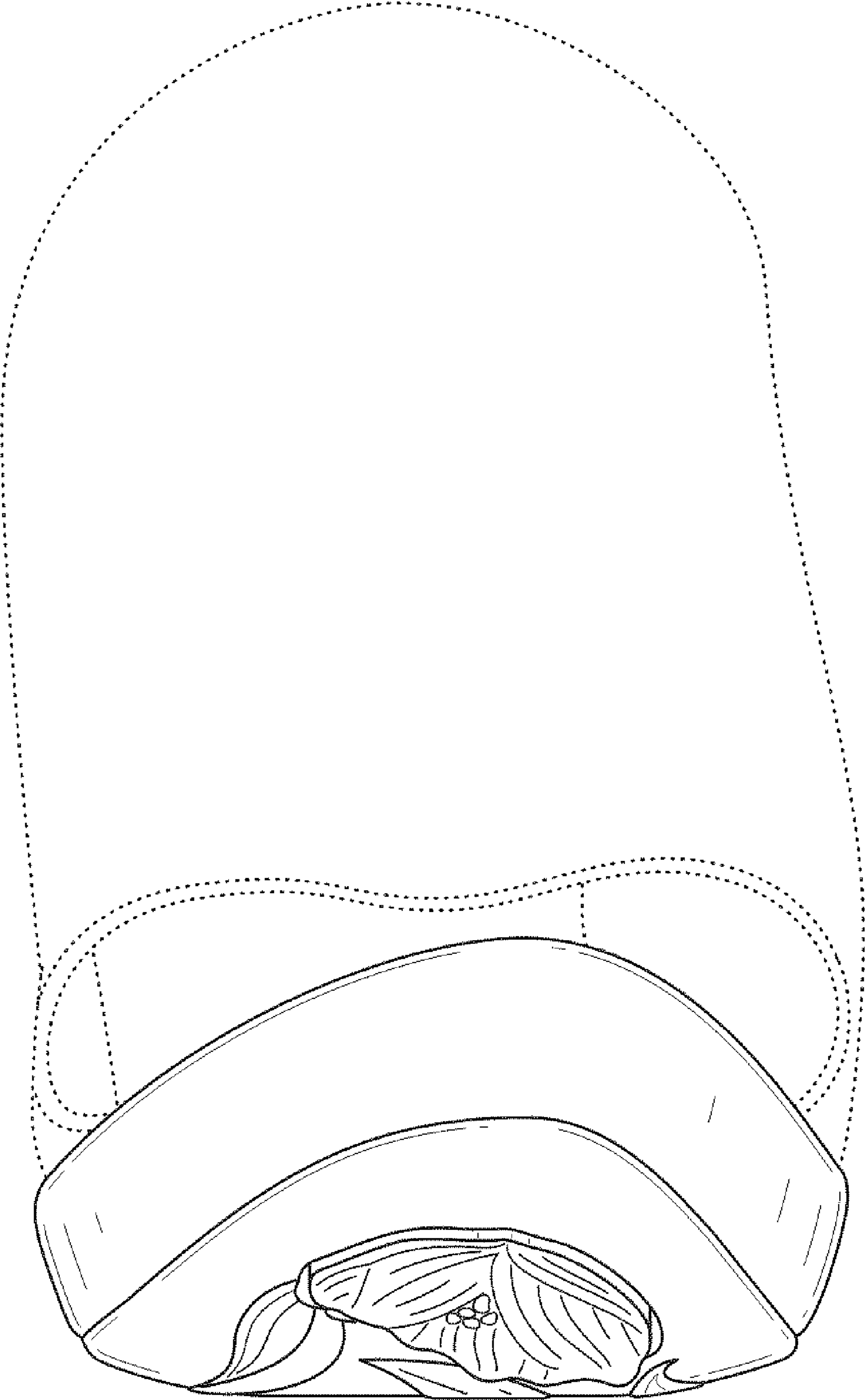


FIG. 6

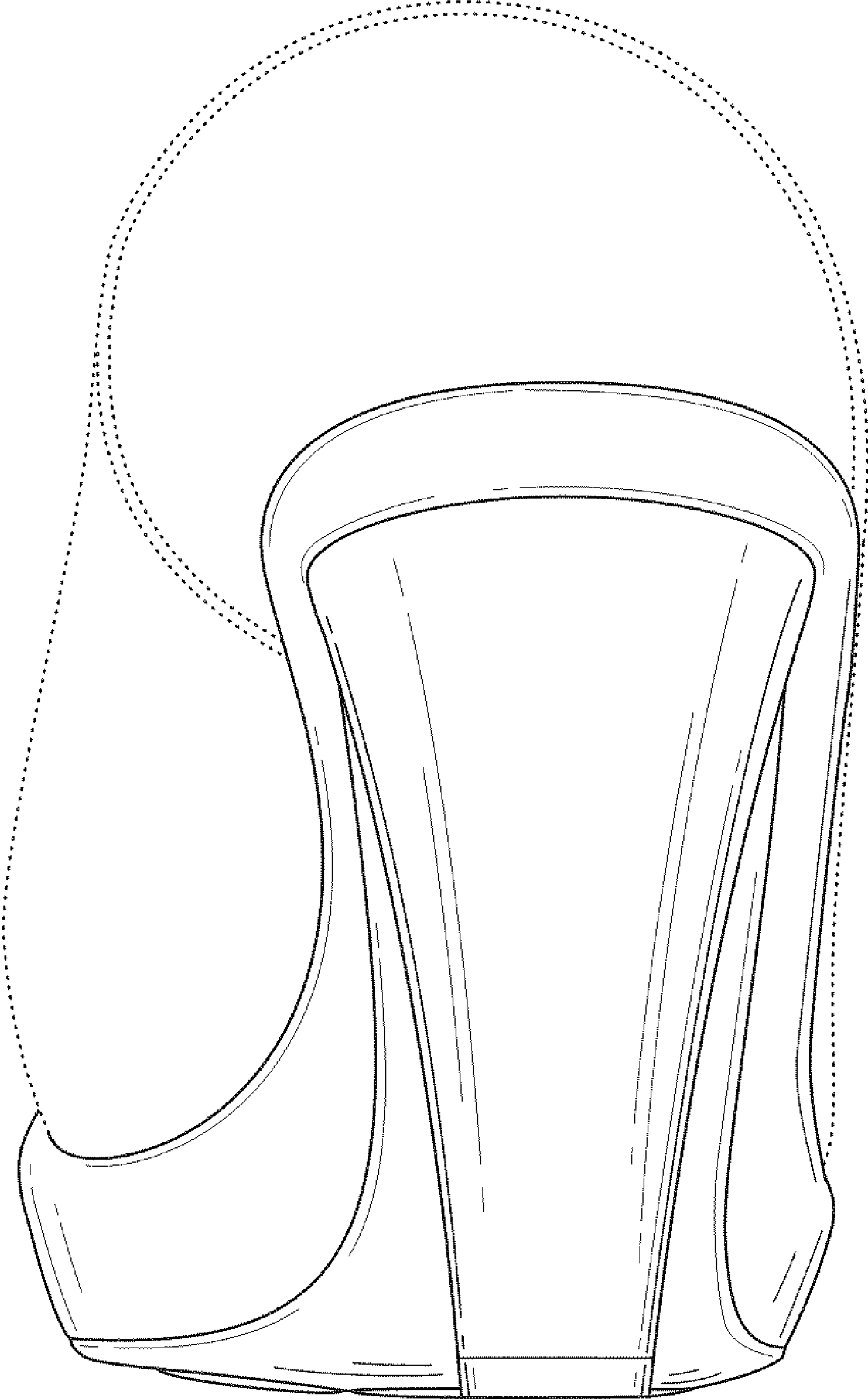


FIG. 7