



US00D625897S

(12) **United States Design Patent**  
**Bengyak**

(10) **Patent No.:** **US D625,897 S**

(45) **Date of Patent:** **\*\* Oct. 26, 2010**

(54) **PAIR OF GLOVES**

(76) Inventor: **Christopher Edward Bengyak**, 3030  
10<sup>th</sup> Ct., Vero Beach, FL (US) 32960

(\*\*) Term: **14 Years**

(21) Appl. No.: **29/349,281**

(22) Filed: **Mar. 22, 2010**

(51) **LOC (9) Cl.** ..... **02-06**

(52) **U.S. Cl.** ..... **D2/615**

(58) **Field of Classification Search** ..... D2/610-623;  
D29/113, 118, 119; 2/158, 159, 161.3, 161.4,  
2/161.8; 15/227, 104, 94; D21/153, 157,  
D21/159, 168, 100; D20/10, 23, 25, 29  
See application file for complete search history.

(56) **References Cited**

**U.S. PATENT DOCUMENTS**

1,624,429	A *	4/1927	Palmer	.....	2/162
1,630,730	A *	5/1927	Daugherty	.....	116/35 R
4,519,781	A *	5/1985	Boyd	.....	434/156
D334,658	S *	4/1993	Ivie	.....	D2/619
D386,530	S *	11/1997	Pesta	.....	D20/33
D397,363	S *	8/1998	Williams	.....	D20/33
6,006,357	A *	12/1999	Mead	.....	2/160
6,016,571	A *	1/2000	Guzman et al.	.....	2/167
D464,376	S *	10/2002	Zimmerman	.....	D20/33
D567,476	S *	4/2008	Harland	.....	D2/615
D609,428	S *	2/2010	Bengyak	.....	D2/615
2004/0098894	A1 *	5/2004	Thomas	.....	40/586

**OTHER PUBLICATIONS**

Atlanta Falcons logo, retrieved on Apr. 19, 2010, from website address: [http://en.wikipedia.org/wiki/File:Atlanta\\_Falcons\\_logo.svg](http://en.wikipedia.org/wiki/File:Atlanta_Falcons_logo.svg).

U.S. Appl. No. 29/349,282 entitled Gloves, filed Mar. 22, 2010, Applicant: Christopher Edward Bengyak.

\* cited by examiner

*Primary Examiner*—Raphael Barkai

*Assistant Examiner*—Randall H Gholson

(57) **CLAIM**

The ornamental design for a pair of gloves, as shown and described.

**DESCRIPTION**

A design patent application Ser. No. 29/349,282 entitled “Gloves”, filed by Christopher Edward Bengyak.

FIG. 1 is an elevational backhand view of a right hand glove according to the present invention;

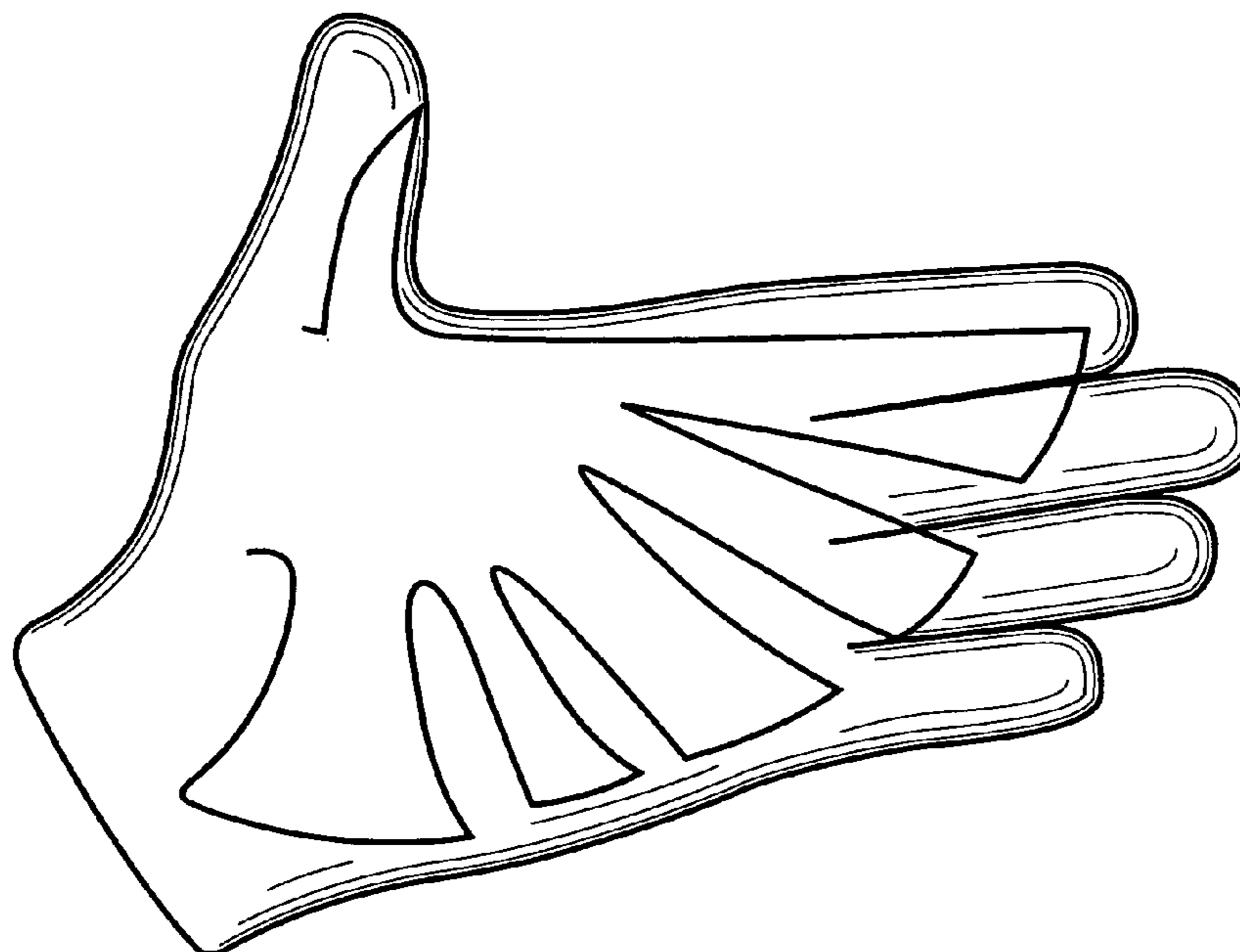
FIG. 2 is an elevational palm-side view of the glove of FIG. 1 according to the present invention;

FIG. 3 is an elevational backhand view of a left hand glove according to the present invention;

FIG. 4 is an elevational palm-side view of the glove of FIG. 3 according to the present invention; and,

FIG. 5 is an elevational backhand view of the glove of FIGS. 1 and 2 and the glove of FIGS. 3 and 4, being worn by a user according to the present invention;

**1 Claim, 3 Drawing Sheets**



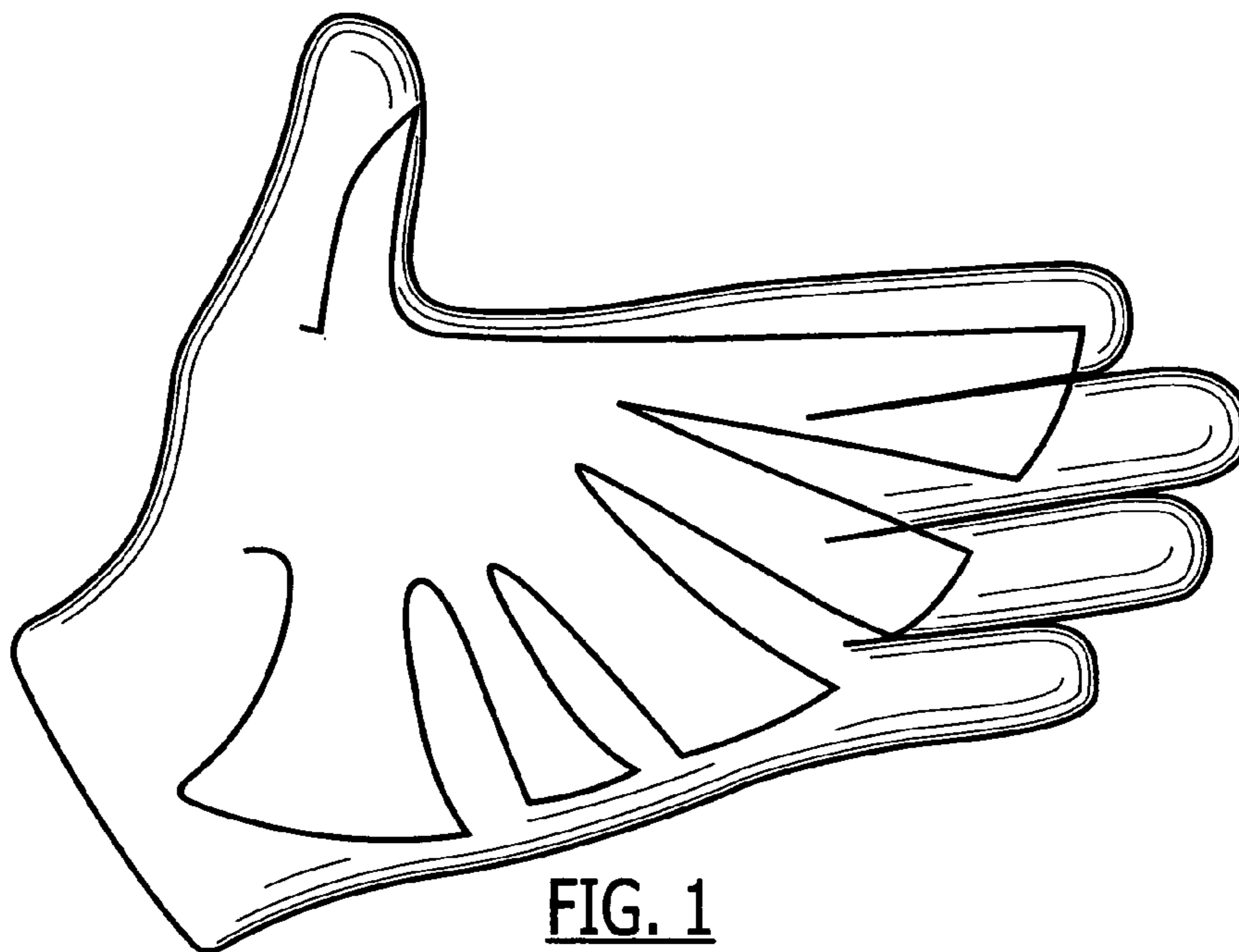


FIG. 1

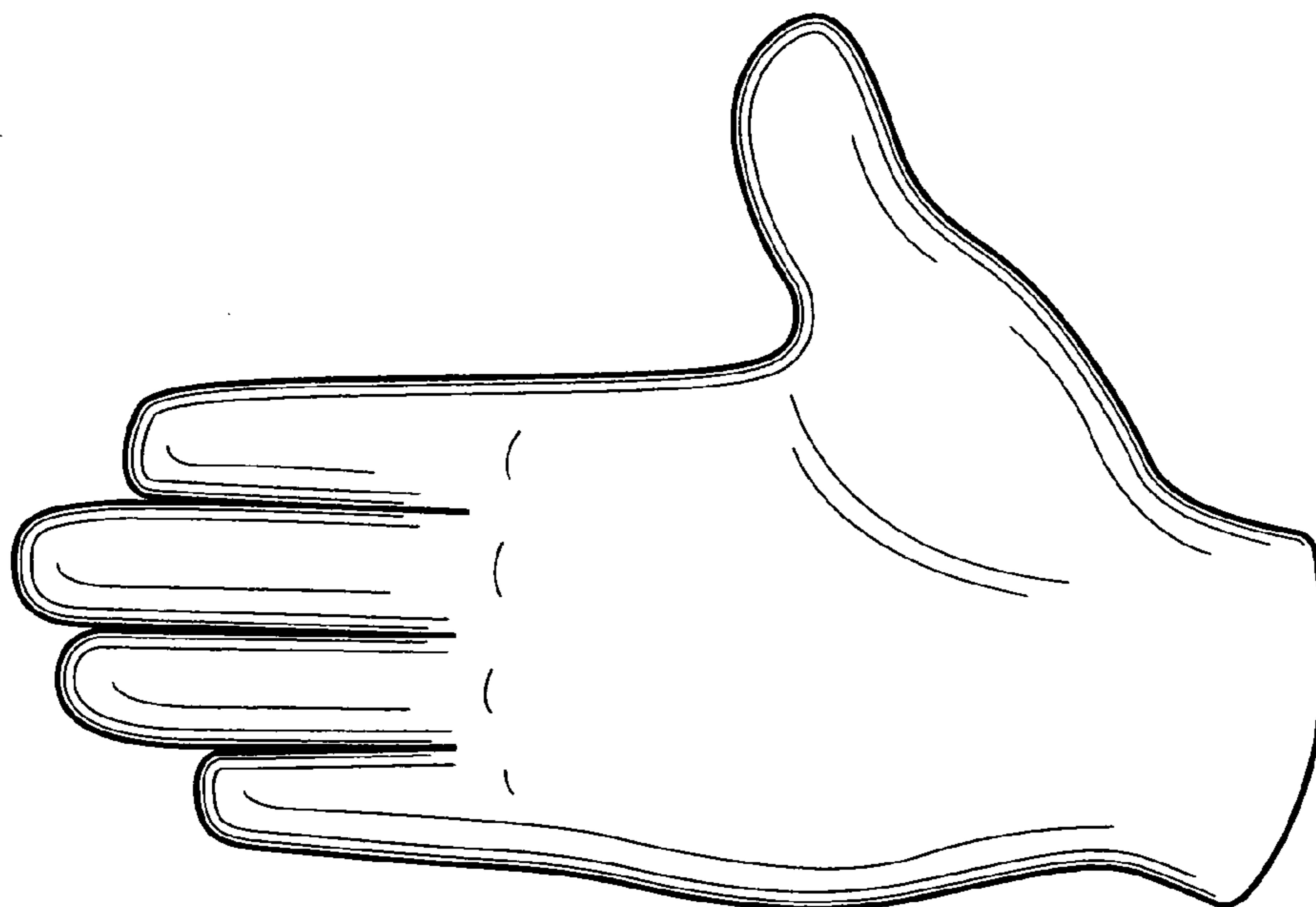


FIG. 2

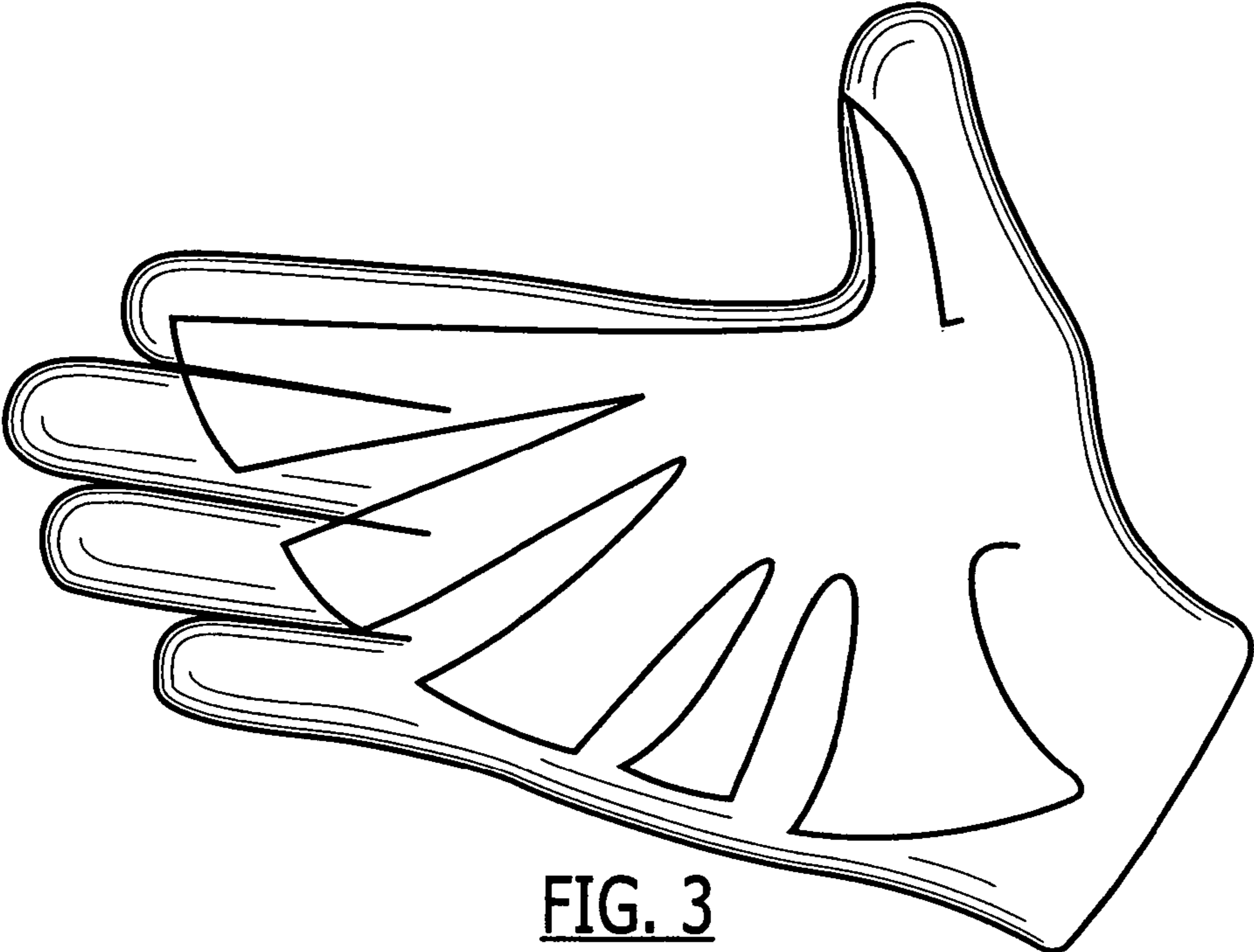


FIG. 3

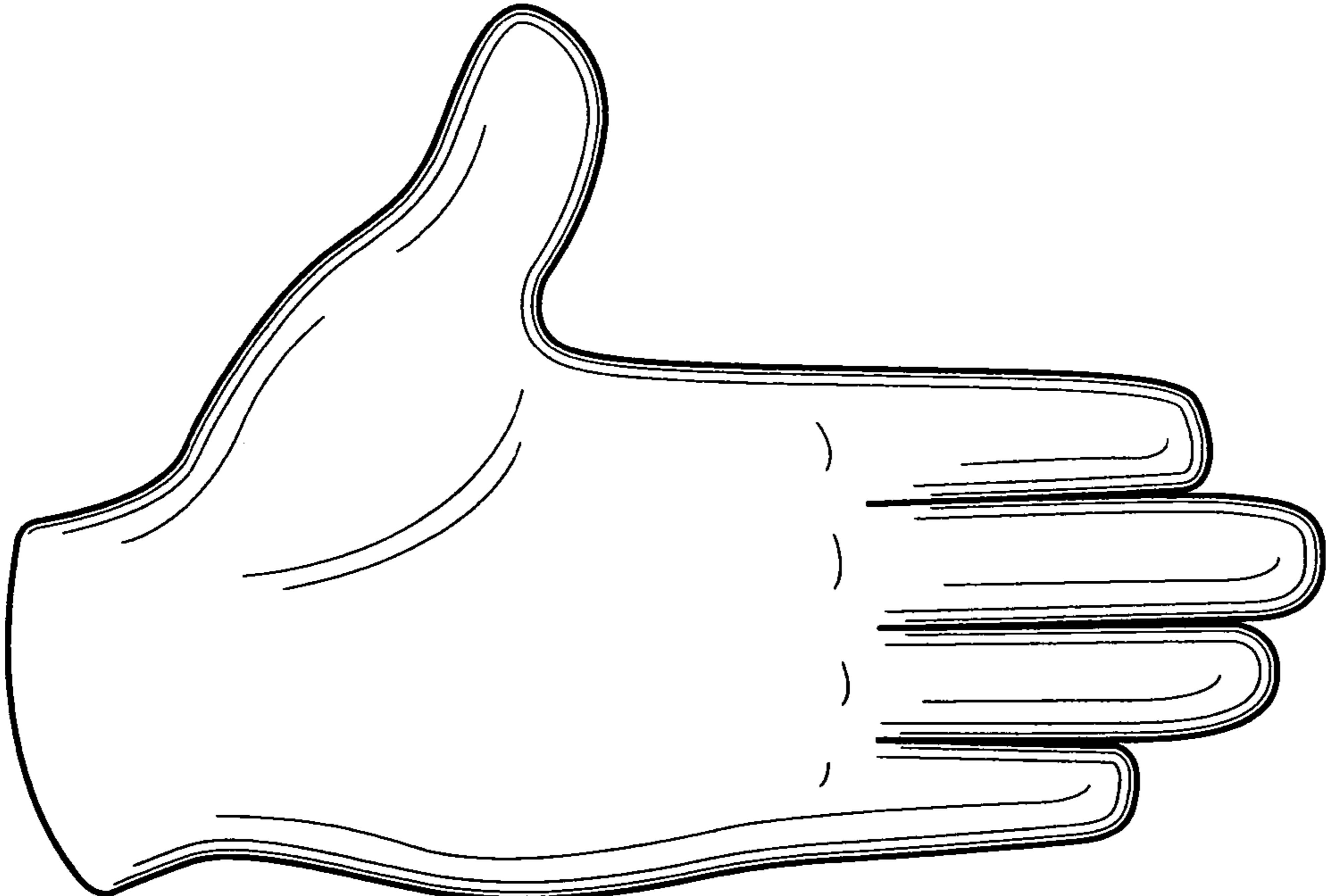


FIG. 4

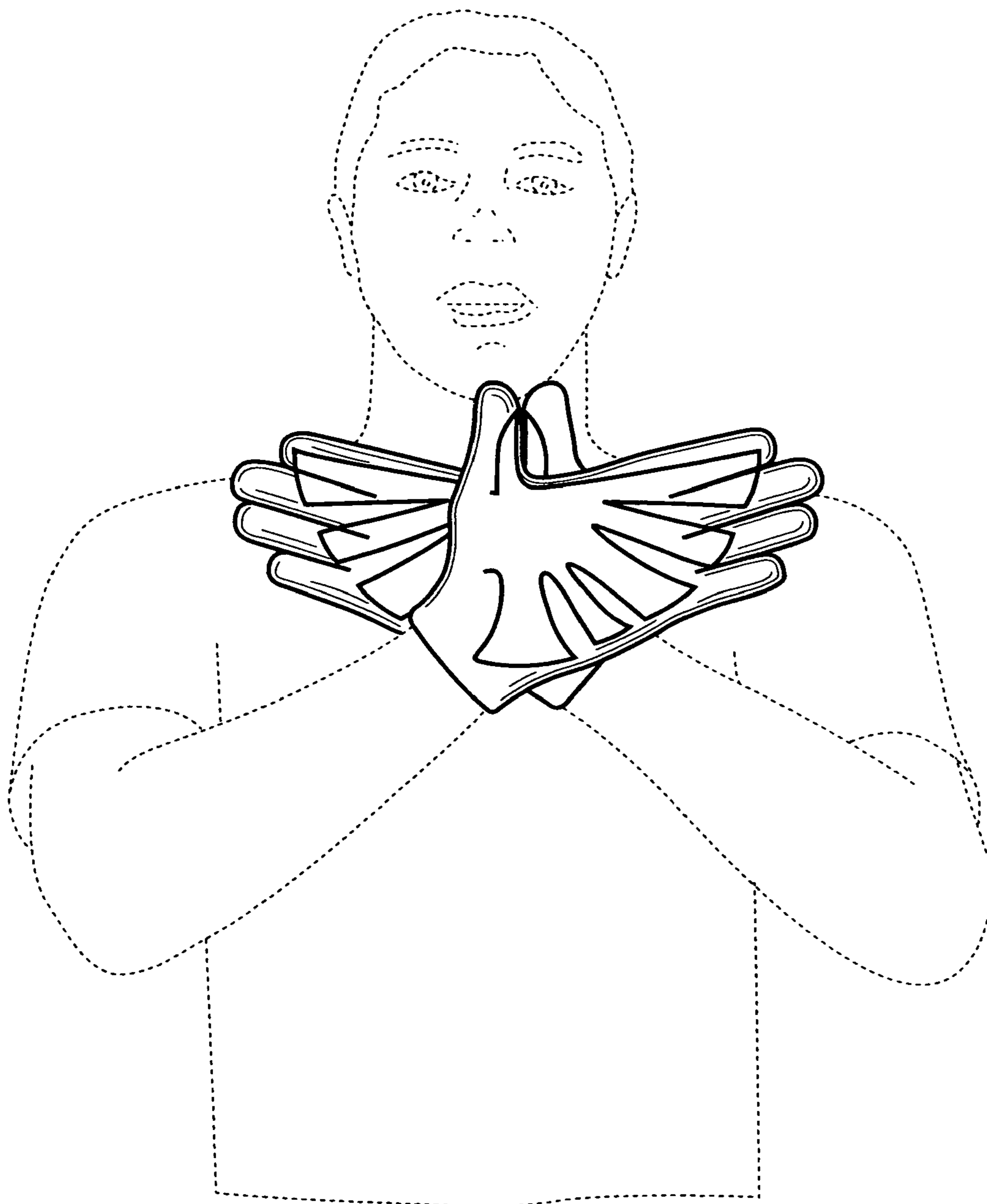


FIG. 5