



US00D625880S

(12) **United States Design Patent**
Leung et al.

(10) **Patent No.:** **US D625,880 S**
(45) **Date of Patent:** **** Oct. 19, 2010**

(54) **REFLECTOR PLATE**

(76) Inventors: **Ambrose Shing-Yin Leung**, Unit 901,
53-57 Kwai Fung Crescent, Kwai Chung
(HK); **Benson Chung-Pun Leung**, Unit
901, 53-57 Kwai Fung Crescent, Kwai
Chung (HK)

(**) Term: **14 Years**

(21) Appl. No.: **29/358,500**

(22) Filed: **Mar. 29, 2010**

(51) **LOC (9) Cl.** **26-99**

(52) **U.S. Cl.** **D26/118**

(58) **Field of Classification Search** D26/28,
D26/30, 31, 118, 2, 74, 152, 38, 26, 142,
D26/123, 122, 120, 128, 131, 133, 134, 119,
D26/121, 124, 129, 138, 139, 140, 141, 61,
D26/63, 107, 67, 71, 70, 72; 362/294, 373,
362/493, 496, 509, 147, 257, 296, 317, 326,
362/331, 335, 340, 350, 364, 384, 365; D23/411;
D13/180; 40/572, 592; D20/10, 17, 42;
248/343, 323; 174/58; D8/16, 354, 355,
D8/366, 373, 380, 381, 382, 383; D9/424,
D9/755; D7/557, 570, 584, 565, 555

See application file for complete search history.

(56) **References Cited**

U.S. PATENT DOCUMENTS

908,723 A * 1/1909 Anderson 220/575
D134,296 S * 11/1942 Tuck et al. D26/71
2,492,946 A * 1/1950 Barber 362/348
D218,916 S * 10/1970 Denne D10/111
D223,501 S * 4/1972 Zeischegg D6/538
D233,882 S * 12/1974 Domnitz D9/425
D249,622 S * 9/1978 Vigue D7/391
D300,877 S * 4/1989 Cyr D26/134
D310,027 S * 8/1990 Bixler D9/424

D400,402 S * 11/1998 Petkovich, Jr. D7/549
D411,031 S * 6/1999 Conn et al. D26/118
6,007,223 A * 12/1999 Futami 362/517
D422,843 S * 4/2000 Rashid D7/555
D452,950 S * 1/2002 Bergkvist D7/584
6,386,743 B1 * 5/2002 Futami et al. 362/516
6,467,934 B1 * 10/2002 Holten et al. 362/298
D495,821 S * 9/2004 Huang D26/123
6,840,654 B2 * 1/2005 Guerrieri et al. 362/241
6,953,264 B2 * 10/2005 Ter-Hovhannisian 362/241
7,070,443 B2 * 7/2006 Tashiro et al. 439/419
D544,972 S * 6/2007 Coughaine D26/37
D562,494 S * 2/2008 Piegras D26/123

(Continued)

Primary Examiner—Cathron C Brooks
Assistant Examiner—Kevin K Rudzinski
(74) *Attorney, Agent, or Firm*—Bishop & Diehl, Ltd.

(57) **CLAIM**

The ornamental design for a reflector plate, as shown and described.

DESCRIPTION

FIG. 1 is a perspective view of the reflector plate of the claimed invention;

FIG. 2 is a front view of the reflector plate of FIG. 1;

FIG. 3 is a rear view of the reflector plate of FIG. 1;

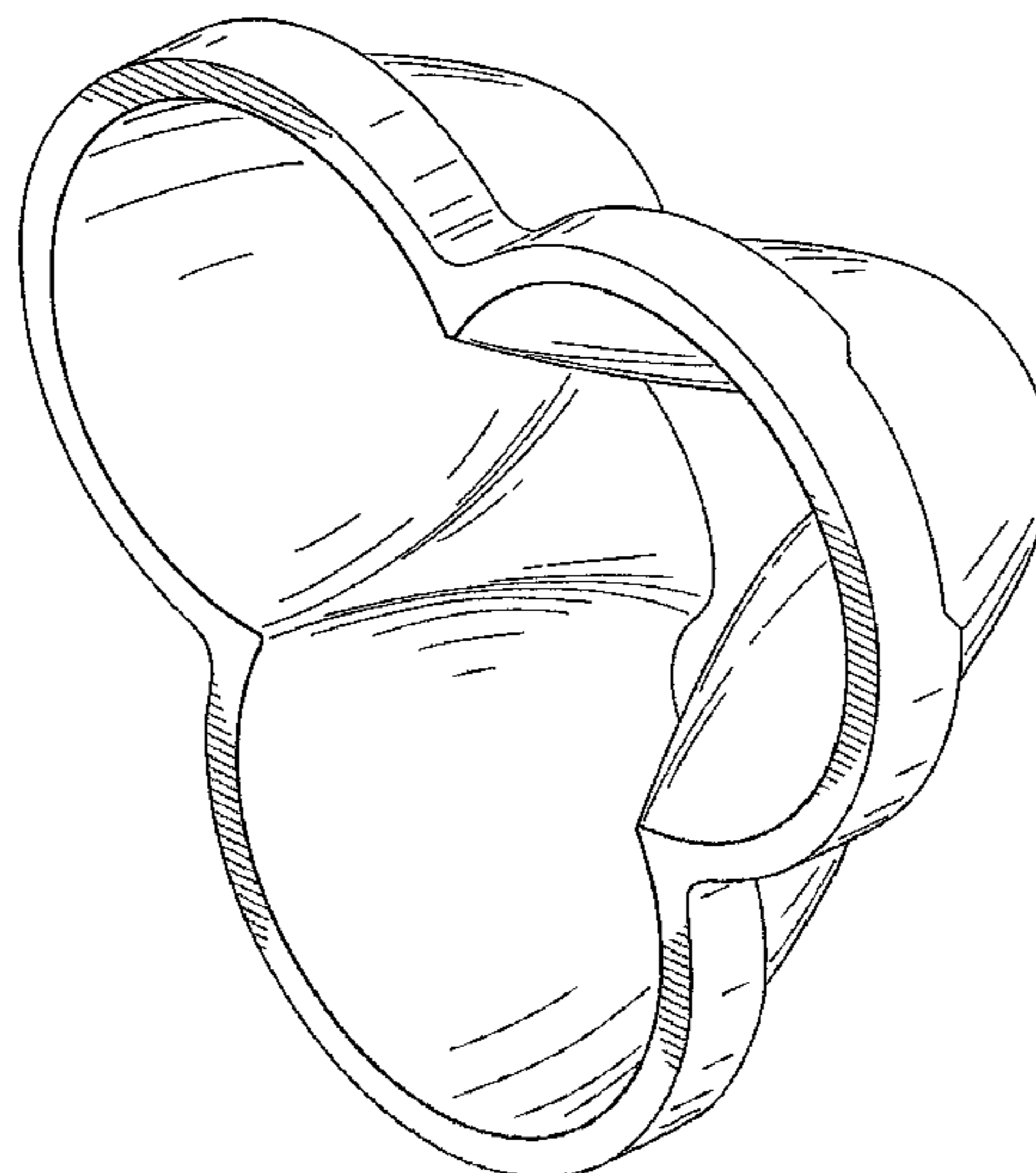
FIG. 4 is a top view of the reflector plate of FIG. 1;

FIG. 5 is a bottom view of the reflector plate of FIG. 1;

FIG. 6 is a right side view of the reflector plate of FIG. 1; and,

FIG. 7 is a left side view of the reflector plate of FIG. 1.

1 Claim, 5 Drawing Sheets



US D625,880 S

Page 2

U.S. PATENT DOCUMENTS

D566,323 S *	4/2008	Piegras et al.	D26/123	D604,455 S *	11/2009	Chen et al.	D26/142
7,497,601 B2 *	3/2009	Uke	362/350	2005/0185409 A1 *	8/2005	Mayer	362/350

* cited by examiner

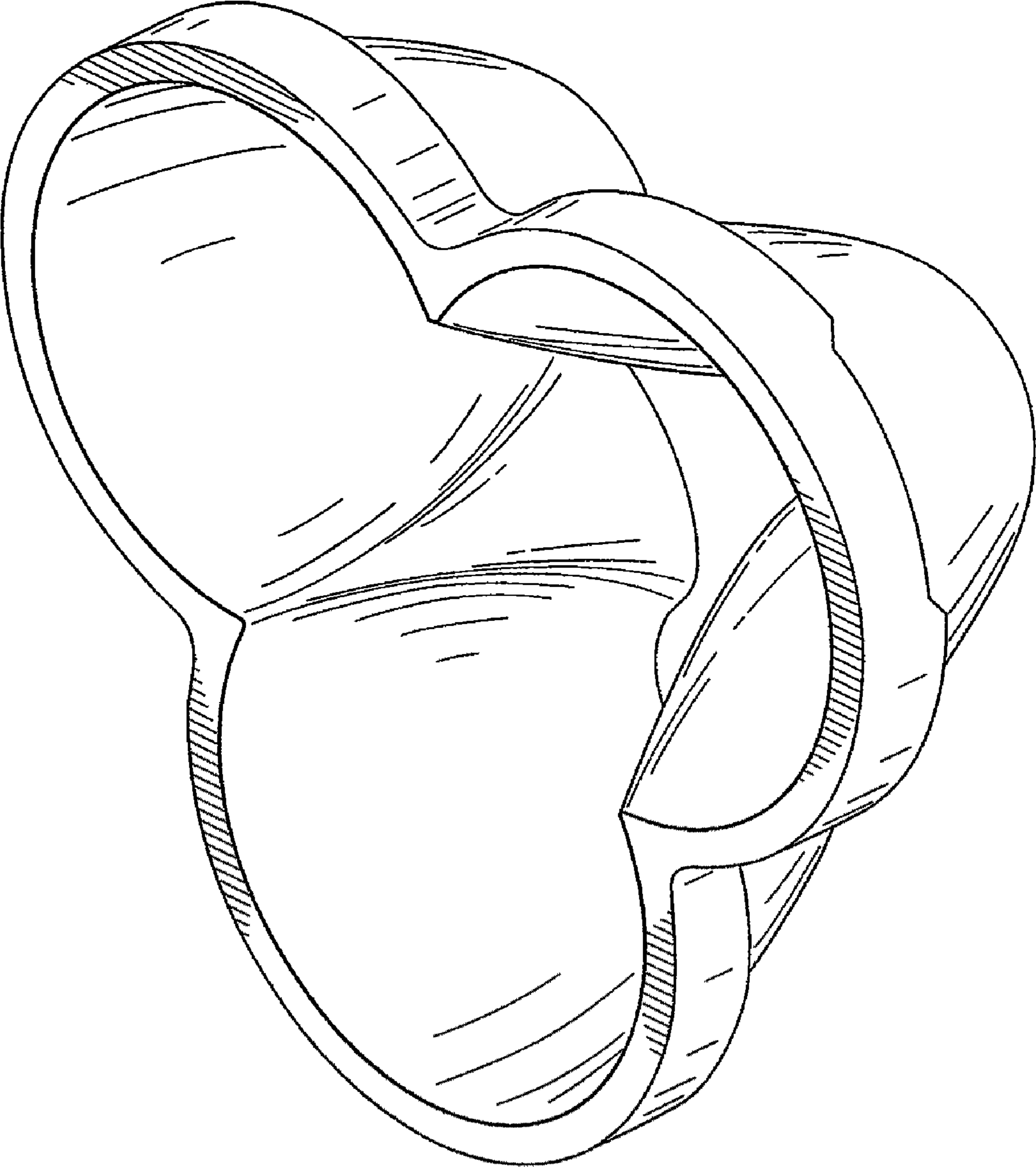


FIG. 1

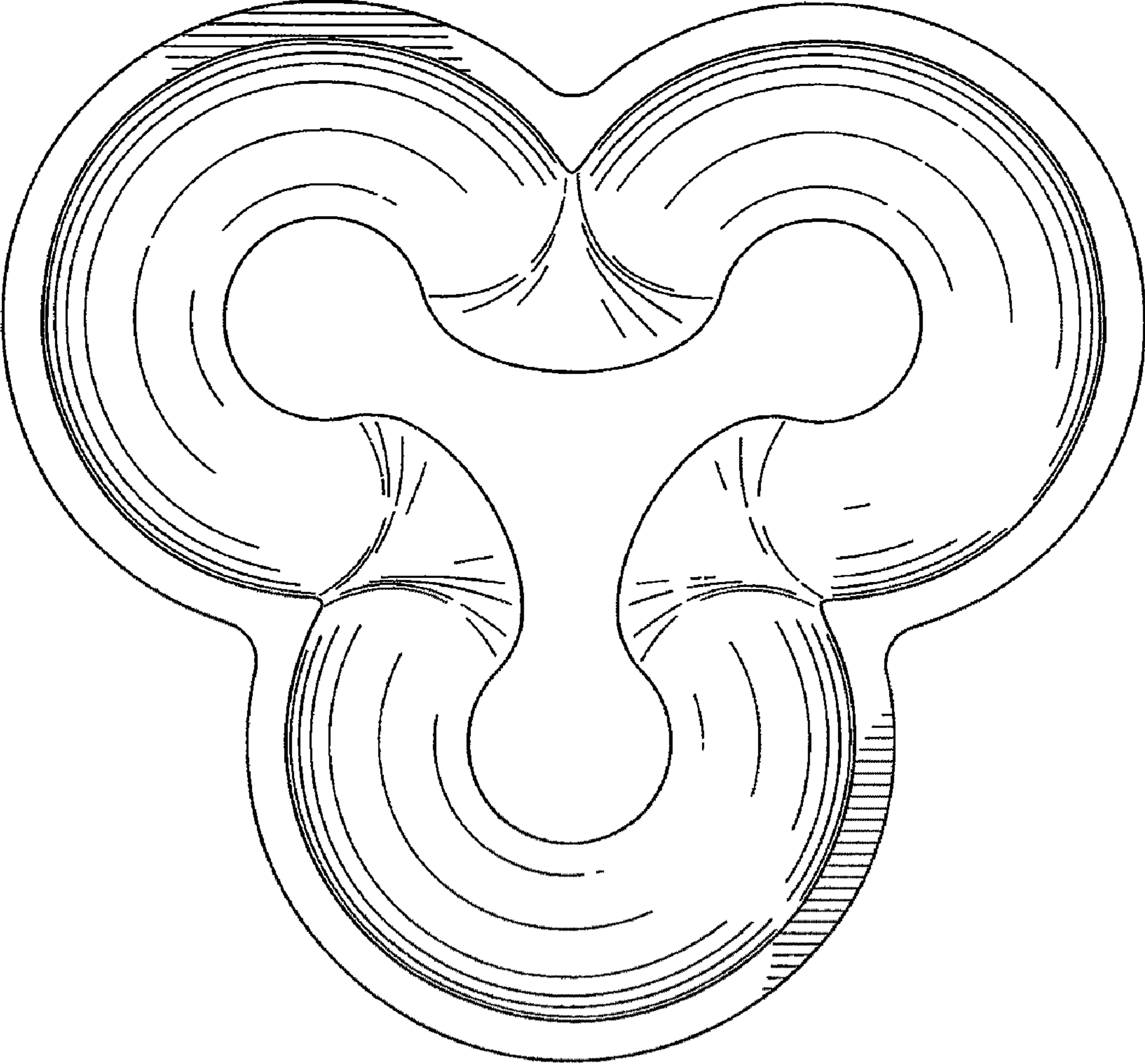


FIG. 2

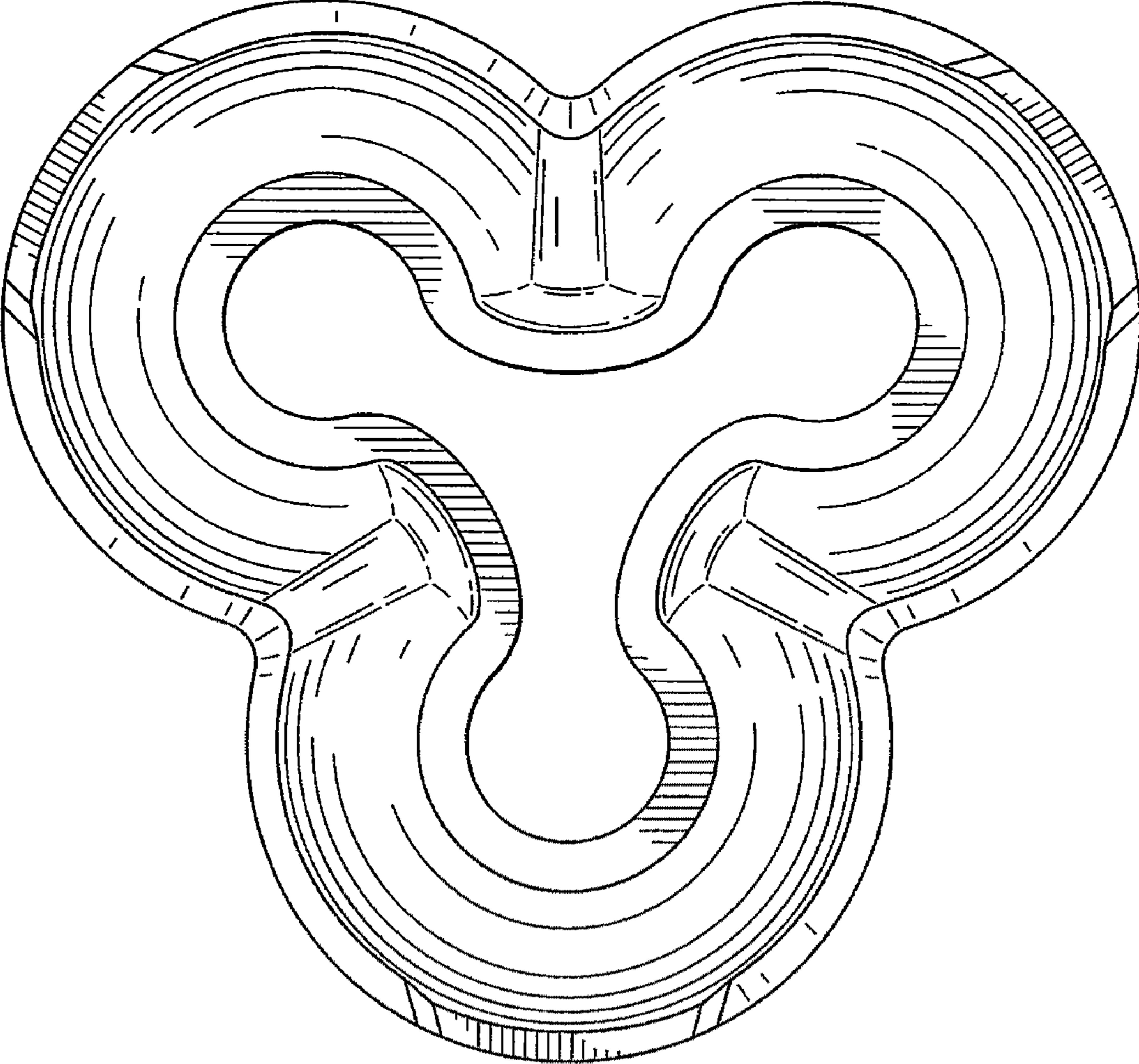


FIG. 3

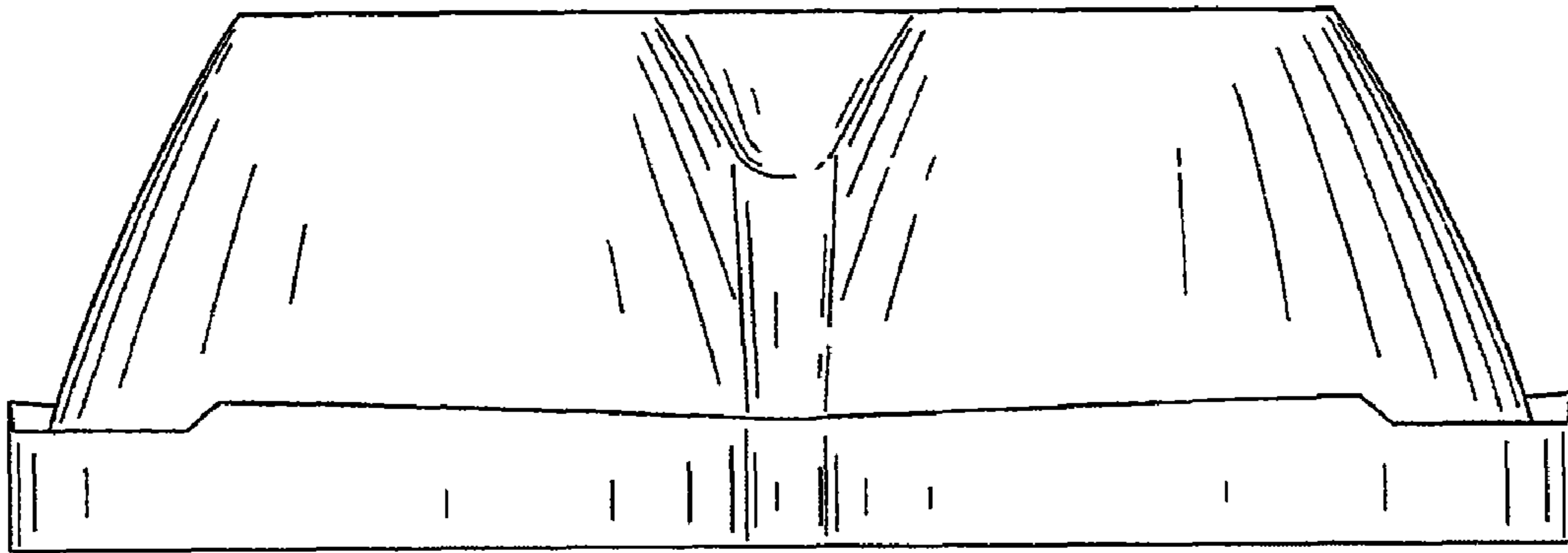


FIG. 4

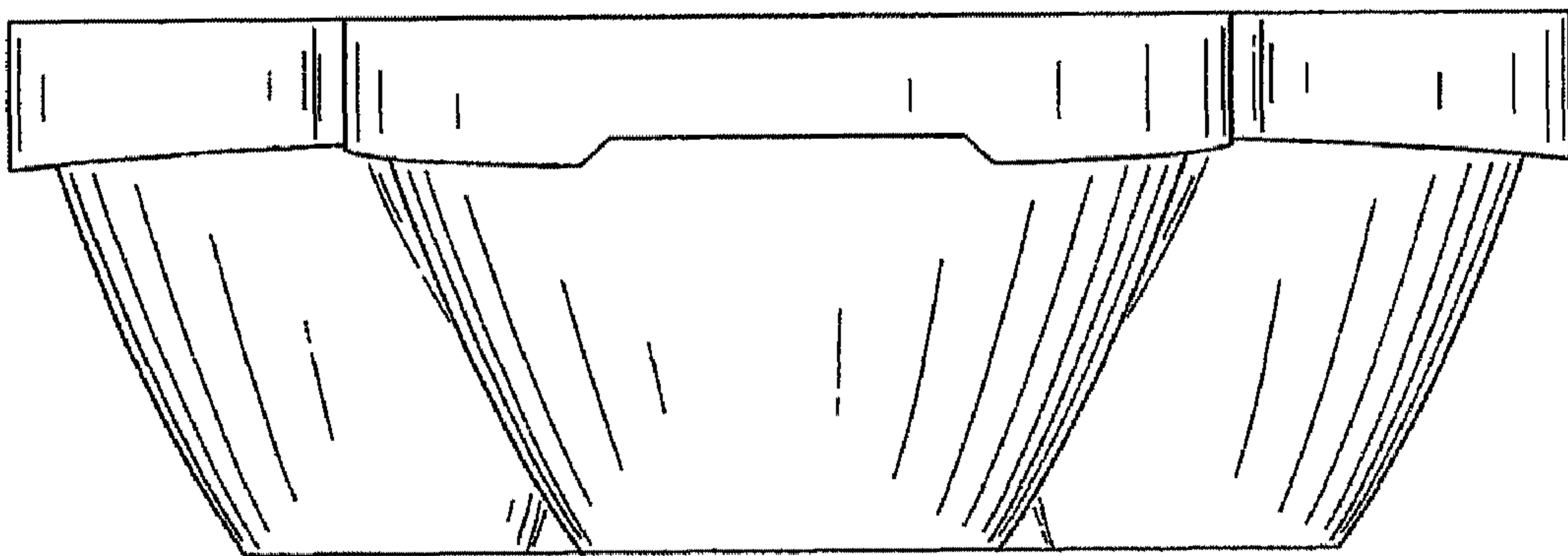


FIG. 5

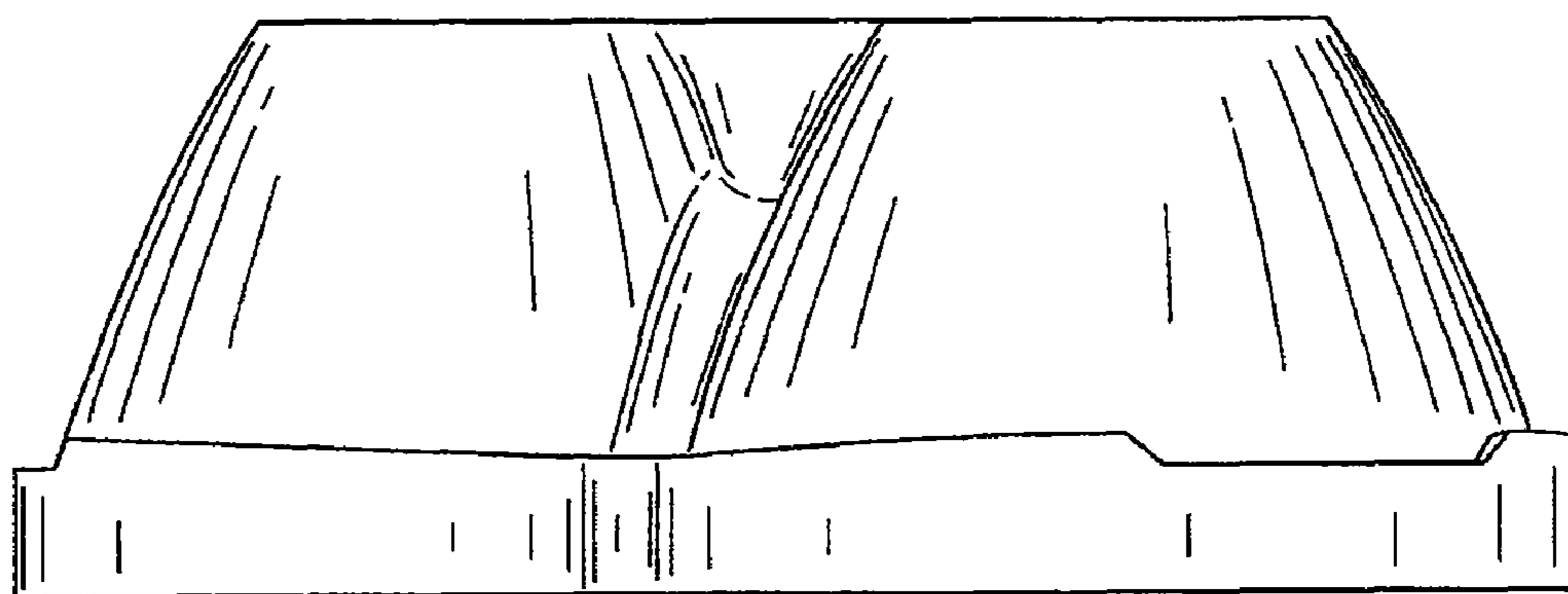


FIG. 6

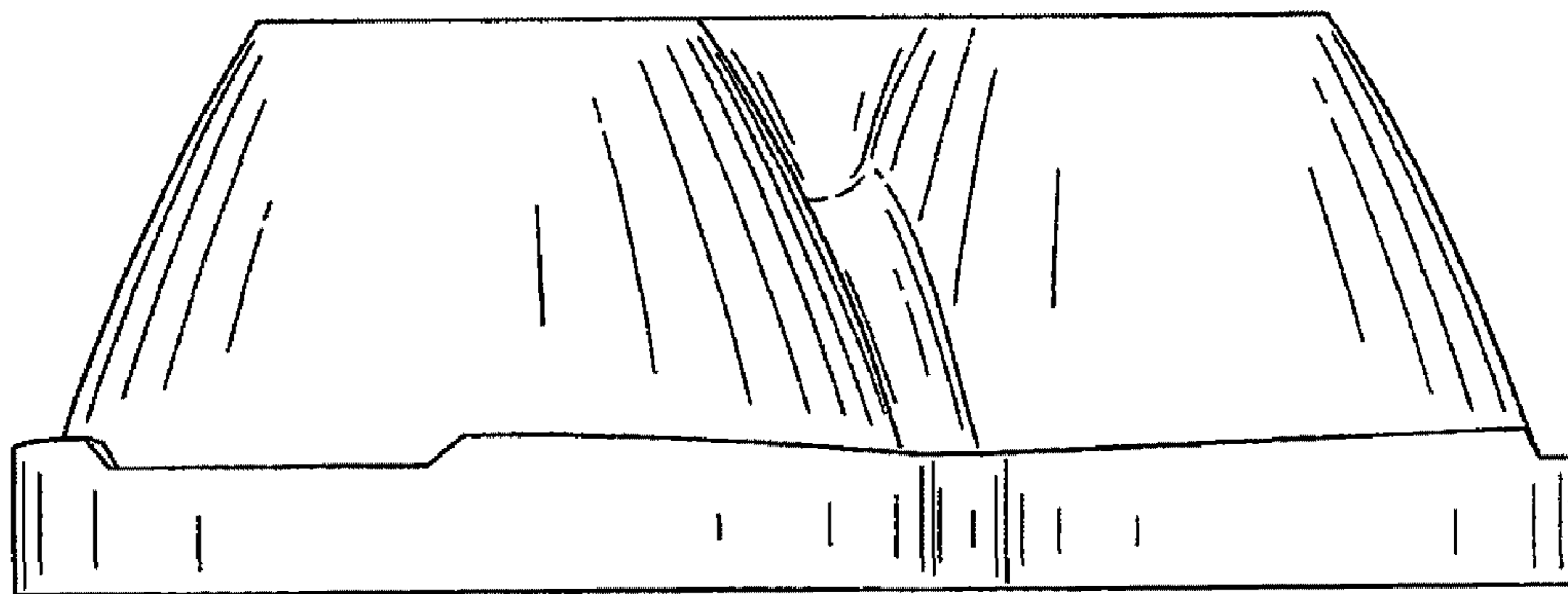


FIG. 7