



US00D625878S

(12) **United States Design Patent**
Sabernig

(10) **Patent No.:** **US D625,878 S**

(45) **Date of Patent:** **** Oct. 19, 2010**

(54) **LIGHT FIXTURE**

(75) Inventor: **Robert Sabernig**, Munster (AT)

(73) Assignee: **EGLO Leuchten GmbH**, Innsbruck (AT)

(**) Term: **14 Years**

(21) Appl. No.: **29/324,052**

(22) Filed: **Sep. 5, 2008**

(51) **LOC (9) Cl.** **26-03**

(52) **U.S. Cl.** **D26/85; D26/67**

(58) **Field of Classification Search** D26/67,
D26/68, 85-91, 118, 128; 362/147, 363,
362/404-408, 431, 432

See application file for complete search history.

(56) **References Cited**

U.S. PATENT DOCUMENTS

D78,750 S *	6/1929	Gunnison	D26/86
D81,234 S *	5/1930	Gunnison	D26/86
D117,073 S *	10/1939	Neu	D26/77
D121,173 S *	6/1940	Scolaro	D26/86
D129,357 S *	9/1941	Greppin	D26/86
D150,357 S *	7/1948	Herbster	D23/390
D155,063 S *	9/1949	Baker	D26/86
D155,680 S *	10/1949	Baker	D26/86

D208,035 S *	7/1967	Smith	D26/67
D416,347 S *	11/1999	Klaus	D26/86
D488,577 S *	4/2004	Hsu	D26/67
D499,503 S *	12/2004	Hon et al.	D26/67

* cited by examiner

Primary Examiner—Clare E Heflin

(74) *Attorney, Agent, or Firm*—Baker & McKenzie LLP

(57) **CLAIM**

The ornamental design for a light fixture, as shown and described.

DESCRIPTION

FIG. 1 is a bottom perspective view of a light fixture in accordance with my design;

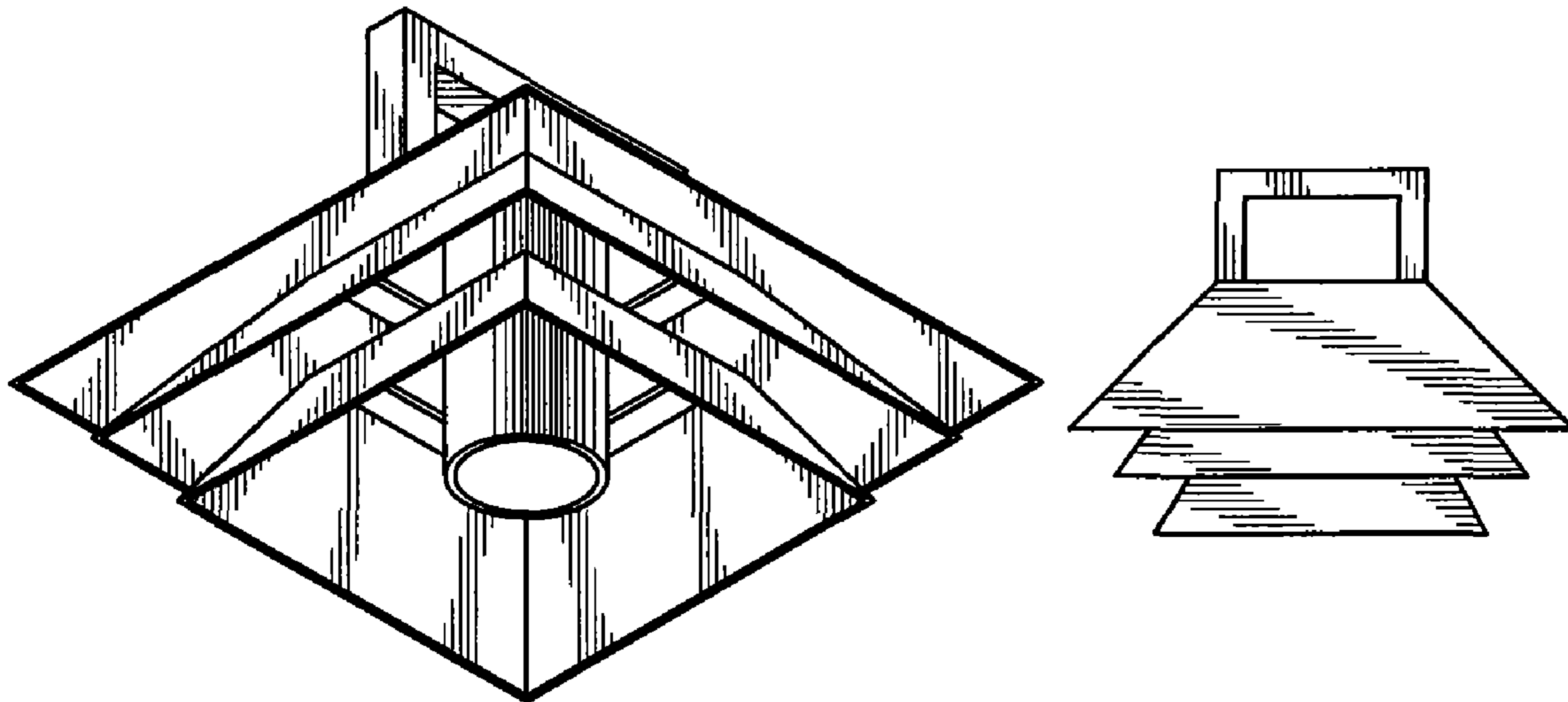
FIG. 2 is a bottom plan view of the light fixture in accordance with my design;

FIG. 3 is a front elevation view of the light fixture in accordance with my design, the opposite side being a mirror image of that shown;

FIG. 4 is a side elevation view of the light fixture in accordance with my design, the opposite side being a mirror image of that shown; and,

FIG. 5 is a top plan view of the light fixture in accordance with my design.

1 Claim, 1 Drawing Sheet



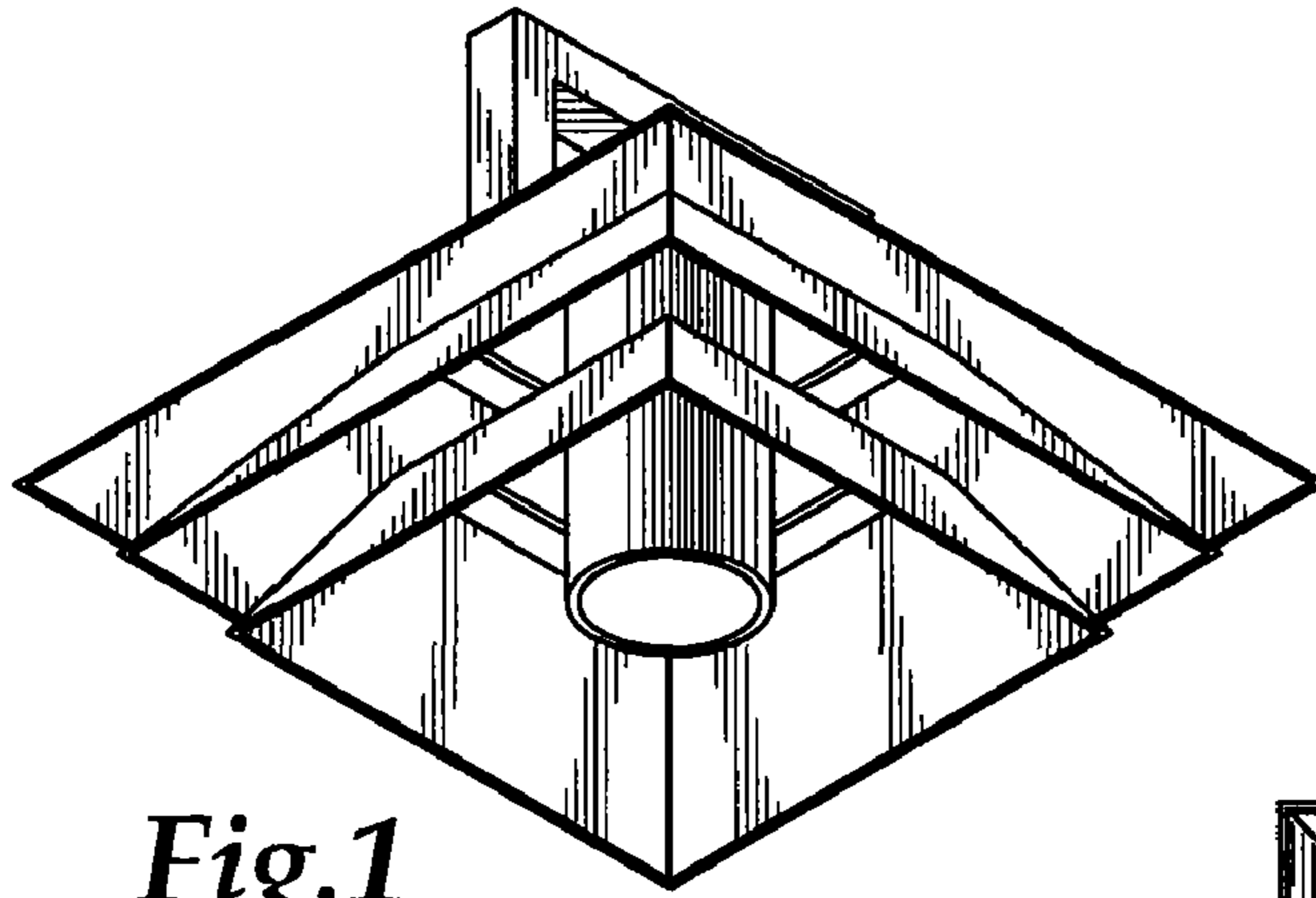


Fig.1




Fig.2




Fig.3

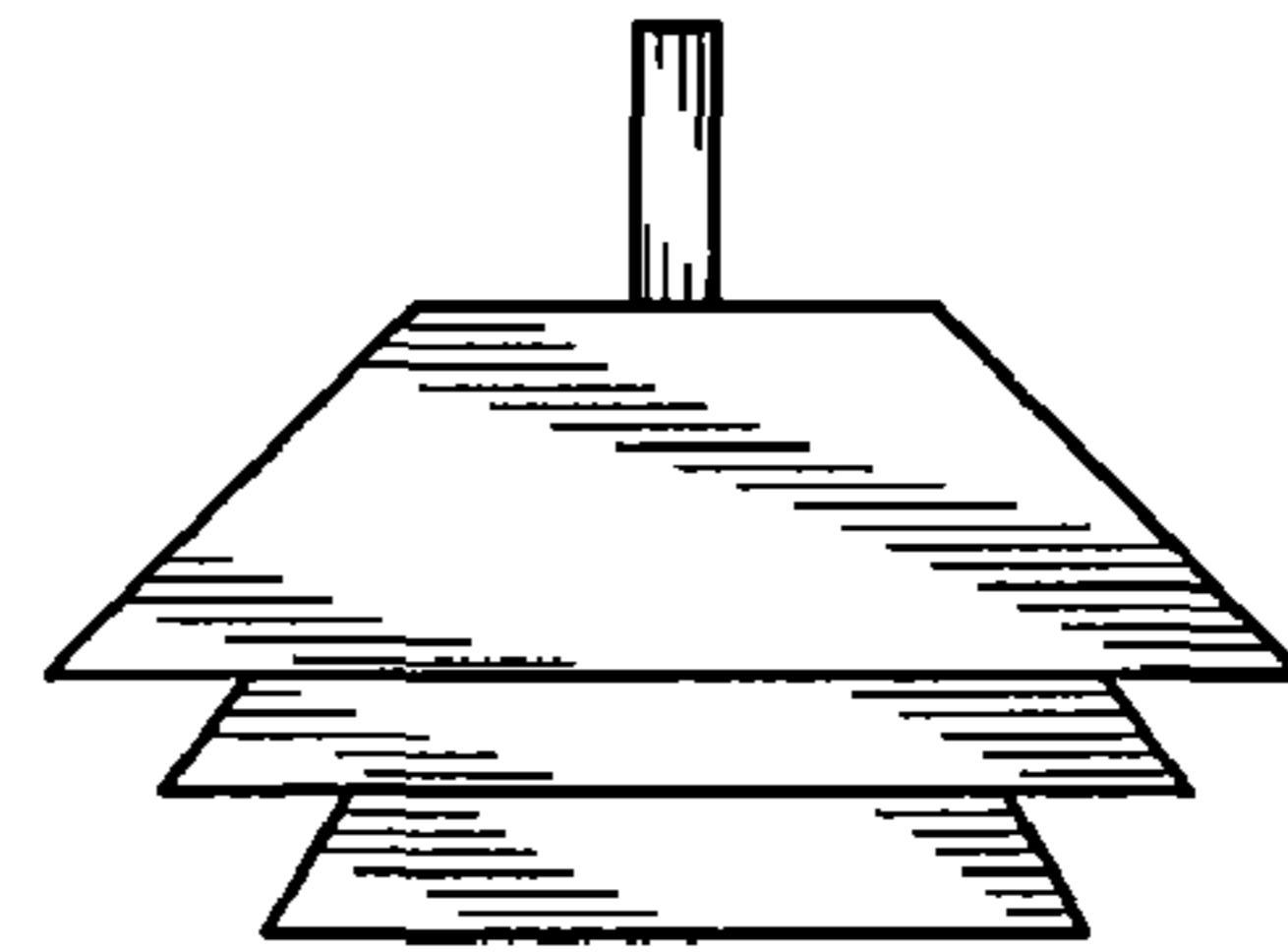


Fig.4

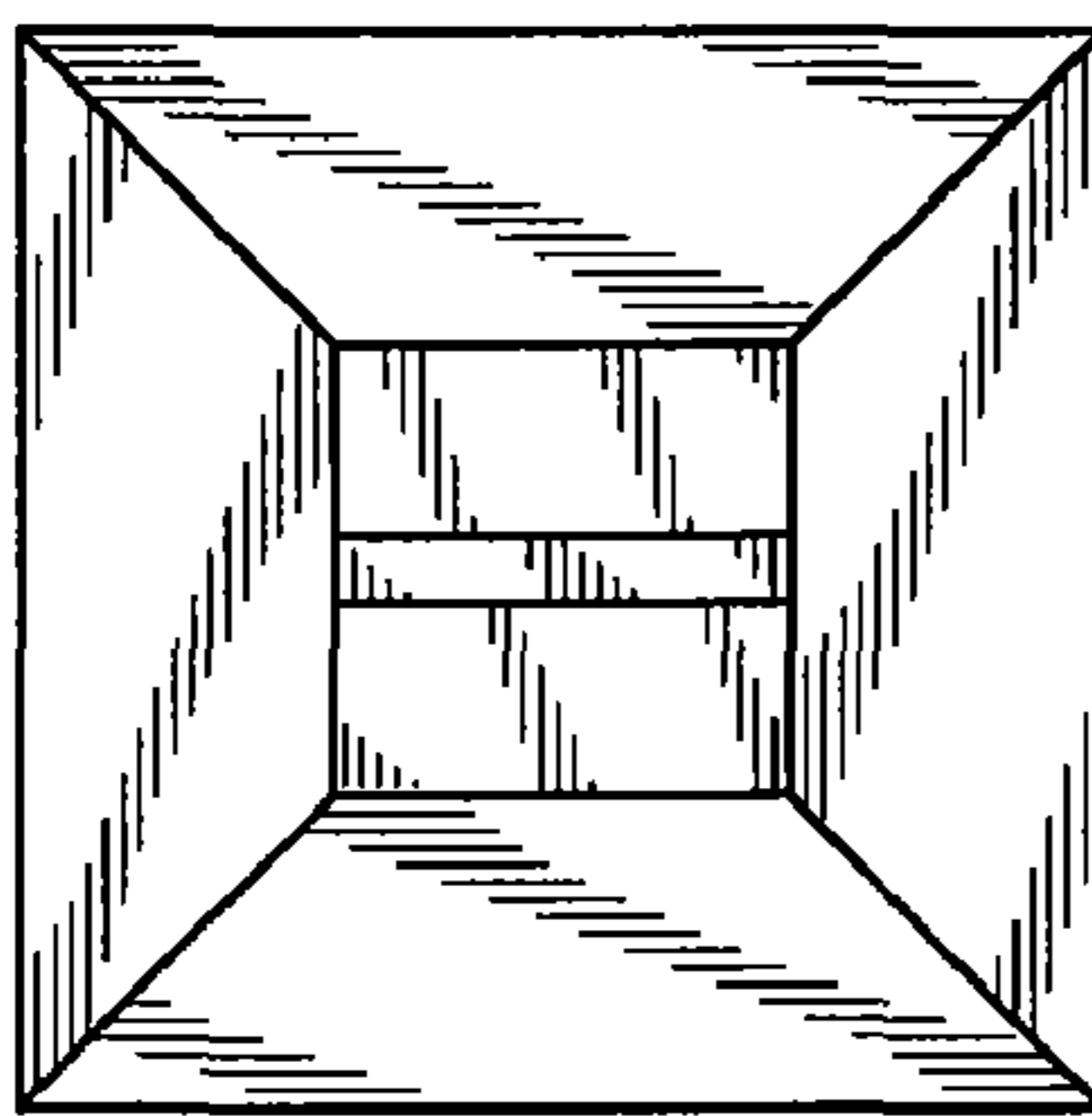


Fig.5