



US00D625860S

(12) **United States Design Patent**  
**Bertken**

(10) **Patent No.:** **US D625,860 S**

(45) **Date of Patent:** **\*\* Oct. 19, 2010**

(54) **GLOW STICK**

(75) Inventor: **Dennis Bertken**, Solana Beach, CA  
(US)

(73) Assignee: **Life+Gear, Inc.**, Solana Beach, CA (US)

(\*\*) Term: **14 Years**

(21) Appl. No.: **29/356,791**

(22) Filed: **Mar. 2, 2010**

(51) **LOC (9) Cl.** ..... **26-02**

(52) **U.S. Cl.** ..... **D26/37**

(58) **Field of Classification Search** ..... D26/37-44,  
D26/46, 49; 362/157, 158, 176, 183, 184,  
362/194-208

See application file for complete search history.

(56) **References Cited**

**U.S. PATENT DOCUMENTS**

D149,672	S	*	5/1948	Phillips	.....	D26/49
D370,276	S	*	5/1996	Davis	.....	D26/37
5,697,695	A	*	12/1997	Lin et al.	.....	362/184
D389,420	S	*	1/1998	Campman	.....	D10/114
D560,007	S	*	1/2008	McMillan et al.	.....	D26/37
D574,741	S	*	8/2008	Gadsden	.....	D10/114
D598,150	S	*	8/2009	Bertken	.....	D26/38

D612,968	S	*	3/2010	Ma	.....	D26/49
D622,438	S	*	8/2010	Sasada et al.	.....	D26/113
2010/0085738	A1	*	4/2010	Bertken	.....	362/157
2010/0157582	A1	*	6/2010	Bertken	.....	362/158

\* cited by examiner

*Primary Examiner*—Charles A Rademaker

*Assistant Examiner*—Carissa C Fitts

(74) *Attorney, Agent, or Firm*—Marger Johnson & McCollom, P.C.

(57) **CLAIM**

The ornamental design for an glow stick, as shown and described.

**DESCRIPTION**

FIG. 1 is a perspective view of the glow stick according to the present design;

FIG. 2 is a right side elevation view of the design of FIG. 1;

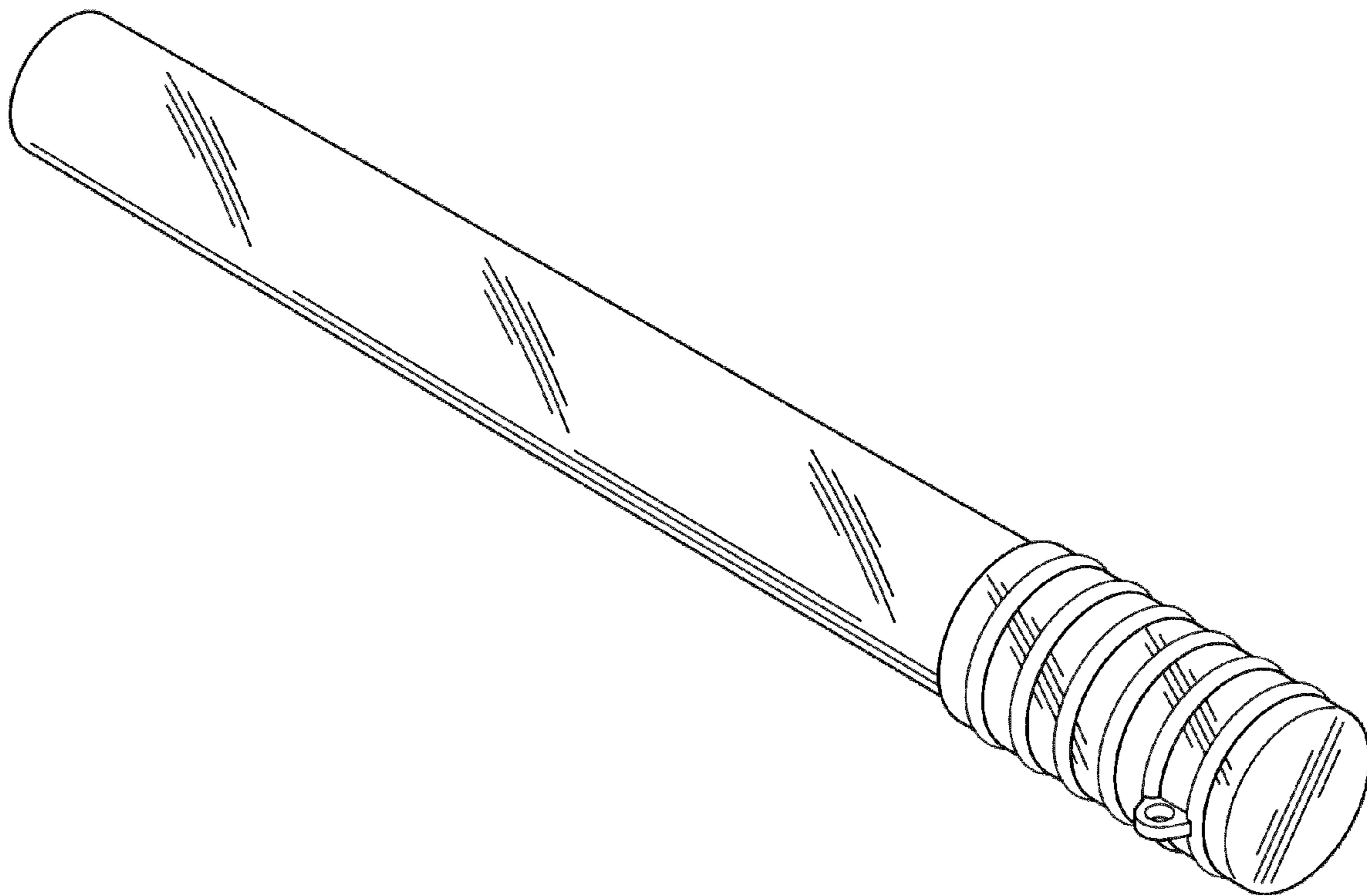
FIG. 3 is a left side elevation view of the design of FIG. 1;

FIG. 4 is a top plan view of the design of FIG. 1, the bottom plan view being a mirror image of the top plan view;

FIG. 5 is a front elevation view of the design of FIG. 1; and,

FIG. 6 is a rear elevation view of the design of FIG. 1.

**1 Claim, 2 Drawing Sheets**



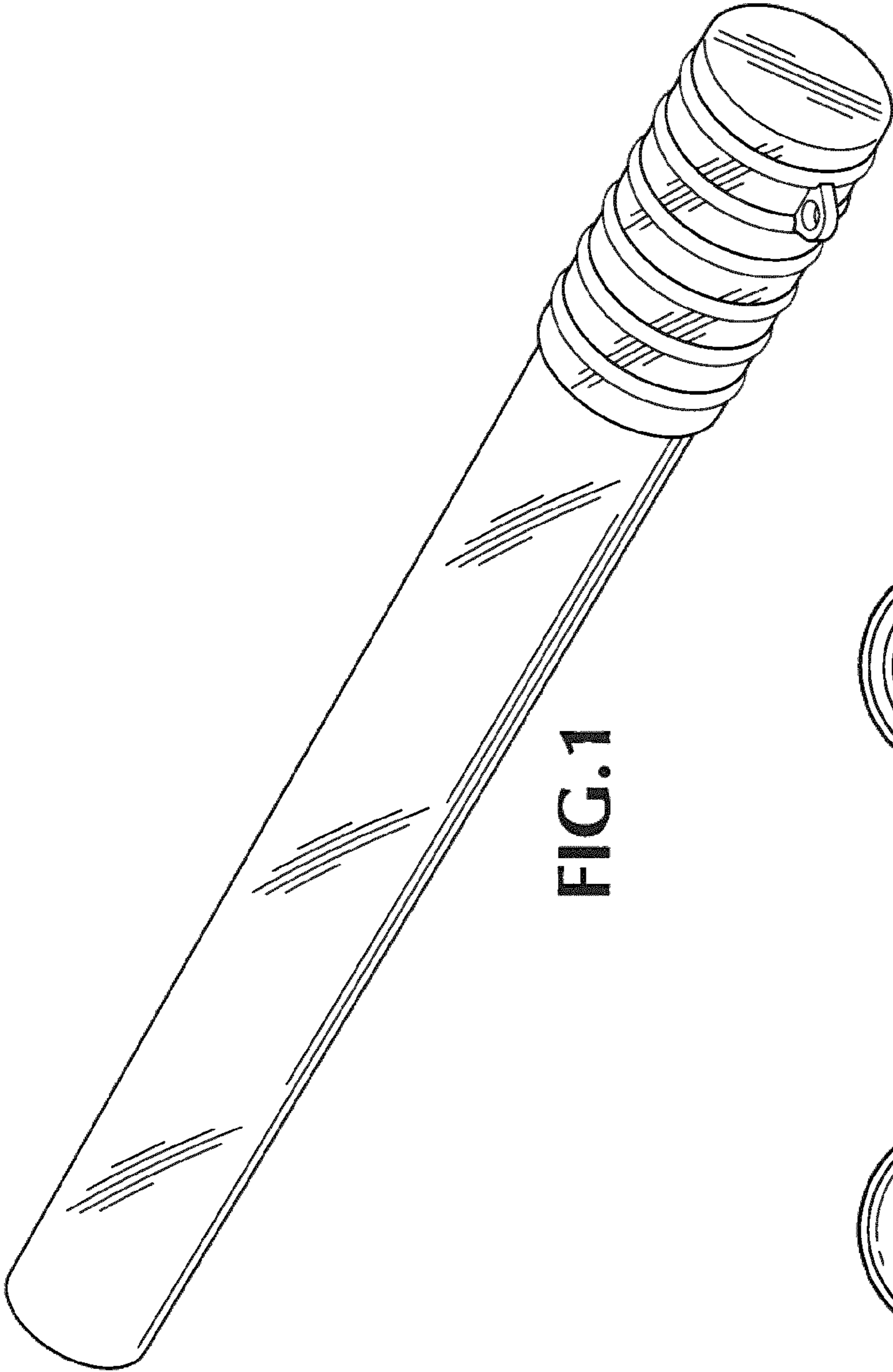


FIG. 1

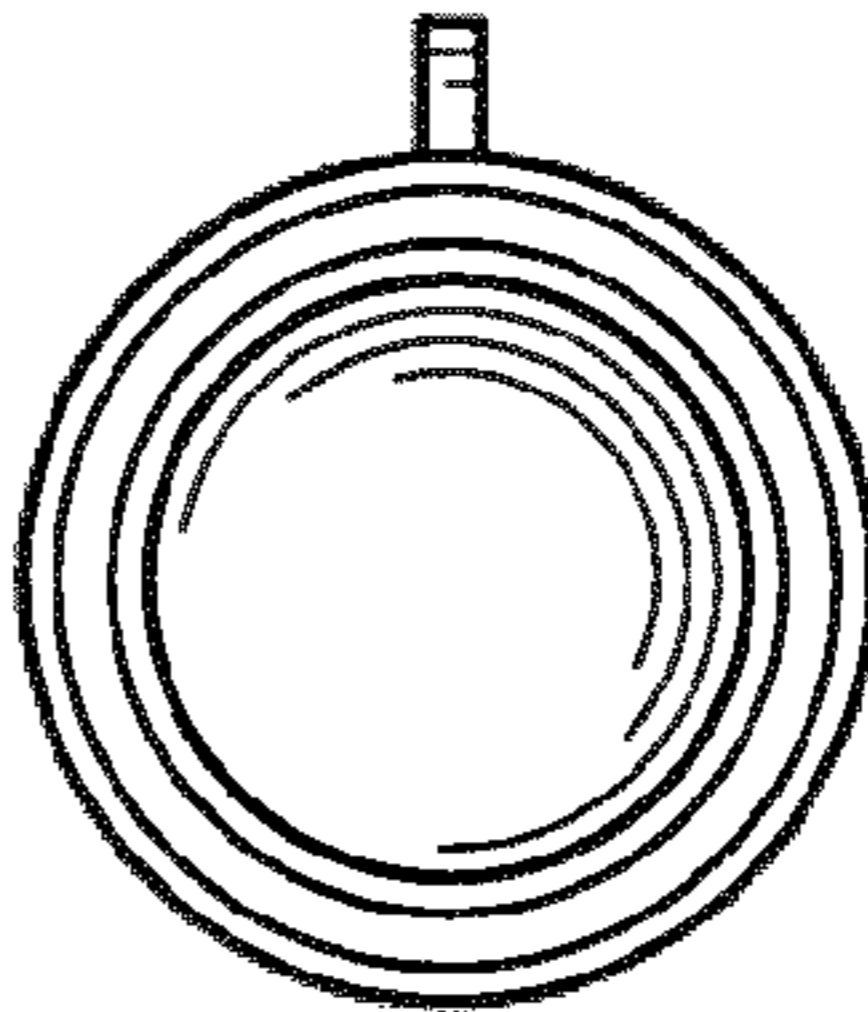


FIG. 6




FIG. 5

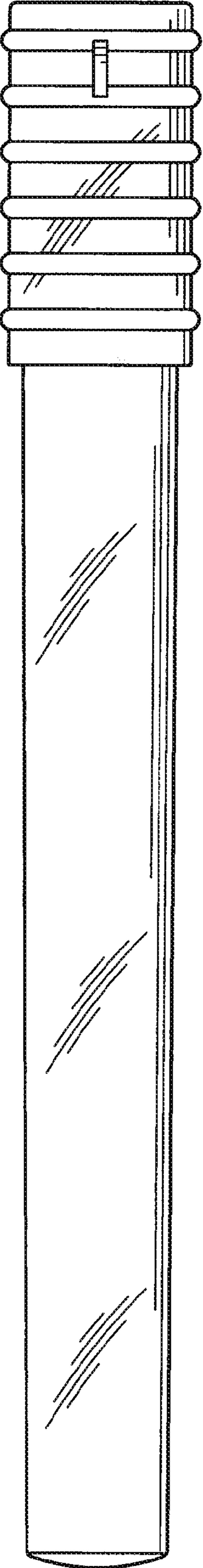


FIG. 2

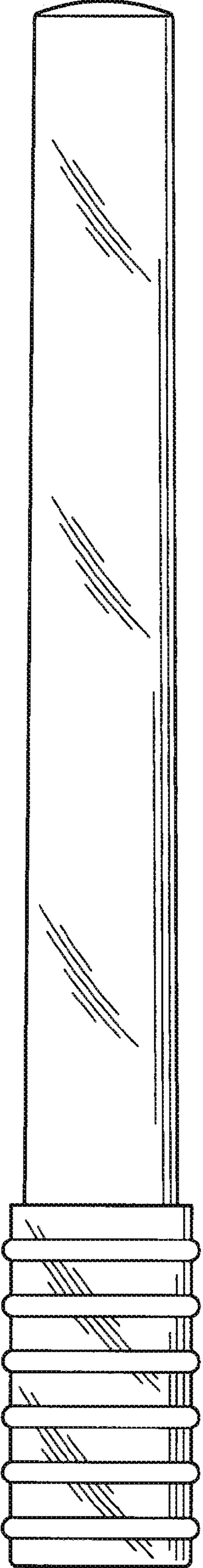


FIG. 3

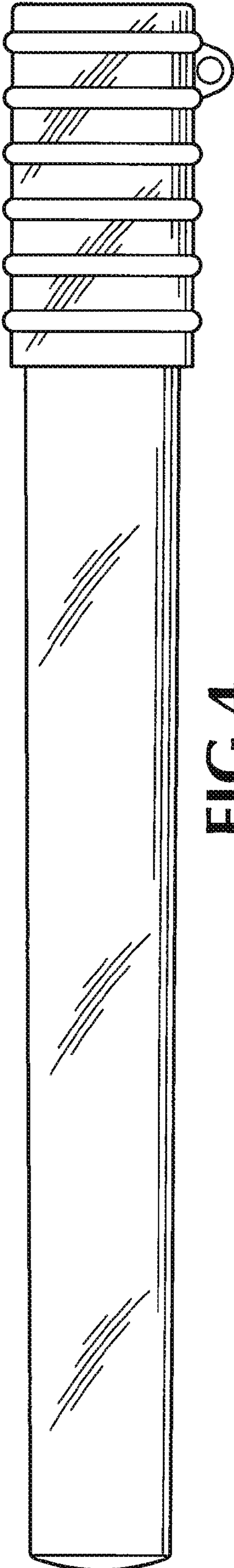


FIG. 4