



US00D625858S

(12) **United States Design Patent**  
**Miyata**

(10) **Patent No.:** **US D625,858 S**  
(45) **Date of Patent:** **\*\* Oct. 19, 2010**

(54) **FRONT COMBINATION LAMP FOR AN  
AUTOMOBILE**

D607,127 S 12/2009 McMahan et al.  
D609,831 S 2/2010 Etou et al.

(75) Inventor: **Shin Miyata**, Toyota (JP)

(73) Assignee: **Toyota Jidosha Kabushiki Kaisha**,  
Toyota-shi (JP)

(\*\*) Term: **14 Years**

(21) Appl. No.: **29/356,147**

(22) Filed: **Feb. 19, 2010**

(51) **LOC (9) Cl.** ..... **26-06**

(52) **U.S. Cl.** ..... **D26/28**

(58) **Field of Classification Search** ..... D26/28-36;  
362/459-468, 475-478, 485-487  
See application file for complete search history.

(56) **References Cited**

**U.S. PATENT DOCUMENTS**

|              |         |                 |        |
|--------------|---------|-----------------|--------|
| D473,665 S   | 4/2003  | Tanabe et al.   |        |
| D492,046 S   | 6/2004  | Nakamura et al. |        |
| D492,429 S   | 6/2004  | Ueno            |        |
| D525,377 S   | 7/2006  | Shuzo et al.    |        |
| D527,124 S   | 8/2006  | Fukui et al.    |        |
| D531,329 S   | 10/2006 | Okamura et al.  |        |
| D556,349 S * | 11/2007 | Golden et al.   | D26/28 |
| D560,291 S * | 1/2008  | Koyama          | D26/28 |
| D561,358 S * | 2/2008  | Tachibana       | D26/28 |
| D563,576 S * | 3/2008  | Hanaoka         | D26/28 |
| D570,016 S * | 5/2008  | Hsu             | D26/28 |

**OTHER PUBLICATIONS**

Website: Netcarshow.com URL: [http://www.netcarshow.com/lexus/2010-rx\\_450h/800x600/wallpaper\\_56.htm](http://www.netcarshow.com/lexus/2010-rx_450h/800x600/wallpaper_56.htm), Toyota, model Lexus RX450h, Date Unspecified.  
Website: URL: <http://www.asahi.com/car/gallery/090714lexus/13.html>, Toyota Model Lexus HS250h, Date: Jul. 14, 2009.

\* cited by examiner

*Primary Examiner*—Marcus A Jackson

(74) *Attorney, Agent, or Firm*—Finnegan, Henderson, Farabow, Garrett & Dunner, LLP

(57) **CLAIM**

The ornamental design for a front combination lamp for an automobile, as shown and described.

**DESCRIPTION**

FIG. 1 is a front perspective view of a front combination lamp for an automobile of my new design;

FIG. 2 is a front view thereof;


FIG. 3 is a top view thereof;

FIG. 4 is a bottom view thereof; and,


FIG. 5 is a left side view thereof.

My design includes the mirror image of the embodiment depicted.


**1 Claim, 3 Drawing Sheets**





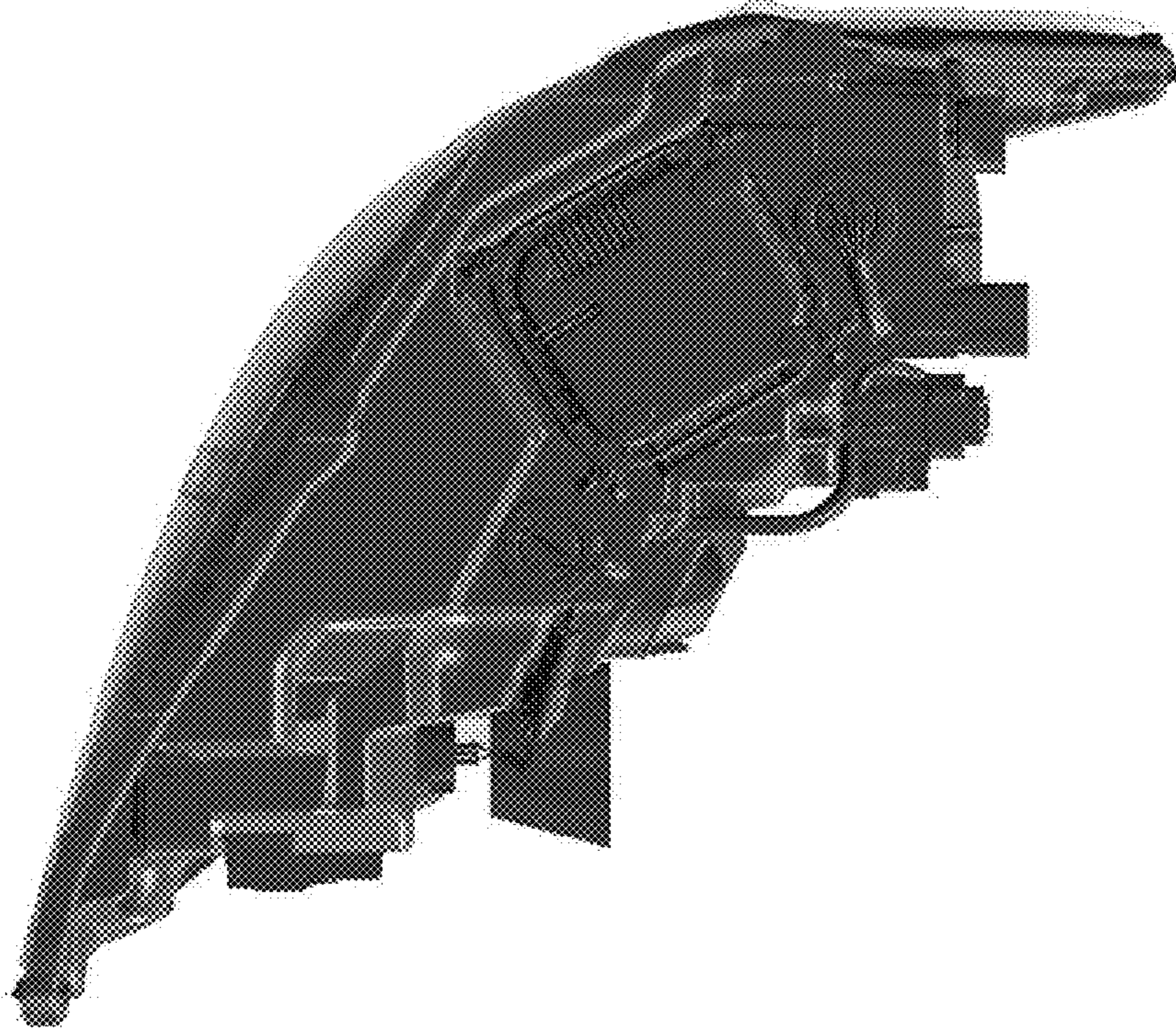


**FIG. 1**




**FIG. 2**






**FIG. 4**



**FIG. 3**





***FIG. 5***