



US00D625836S

(12) **United States Design Patent**  
**Walsh et al.**

(10) **Patent No.:** **US D625,836 S**  
(45) **Date of Patent:** **\*\* Oct. 19, 2010**

(54) **DOOR FACING**

D566,297 S \* 4/2008 Lynch et al. .... D25/48  
2006/0000173 A1\* 1/2006 Edstrom ..... 52/313

(75) Inventors: **Jason Walsh**, Batavia, IL (US); **Doug Thompson**, Tampa, FL (US); **Keith Kometer**, Tampa, FL (US); **Jason Caulk**, Tampa, FL (US)

\* cited by examiner

*Primary Examiner*—Doris Clark

(73) Assignee: **Masonite Corporation**, Tampa, FL (US)

(74) *Attorney, Agent, or Firm*—Berenato & White, LLC

(\*\*) Term: **14 Years**

(57) **CLAIM**

(21) Appl. No.: **29/357,144**

The ornamental design for a door facing, as shown and described.

(22) Filed: **Mar. 8, 2010**

**Related U.S. Application Data**

**DESCRIPTION**

(62) Division of application No. 29/331,010, filed on Jan. 16, 2009, now Pat. No. Des. 611,614.

FIG. 1 is a front perspective view of our design;

(51) **LOC (9) Cl.** ..... **25-02**

FIG. 2 is a front elevational view of FIG. 1;

(52) **U.S. Cl.** ..... **D25/48**

FIG. 3 is a rear elevational view of FIG. 1;

(58) **Field of Classification Search** ..... D25/48,  
D25/138; 52/455, 456, 311, 311.2, 764,  
52/784.1, 630, 311.3, 782.1, 313, 458, 457,  
52/779, 475.1, 474, 778, 507; 49/DIG. 2,  
49/501, 504; 428/45

FIG. 4 is a top plan view of FIG. 1;

FIG. 5 is a bottom plan view of FIG. 1;

See application file for complete search history.

FIG. 6 is a cross sectional view taken along the line 6—6 of FIG. 2 and viewed in the direction of the arrows;

FIG. 7 is an enlarged fragmentary cross sectional view taken from FIG. 6;

(56) **References Cited**

FIG. 8 is a left side plan view of FIG. 1; and,

FIG. 9 is a right side plan view of FIG. 1.

**U.S. PATENT DOCUMENTS**

D495,062 S \* 8/2004 Lynch et al. .... D25/48

**1 Claim, 5 Drawing Sheets**

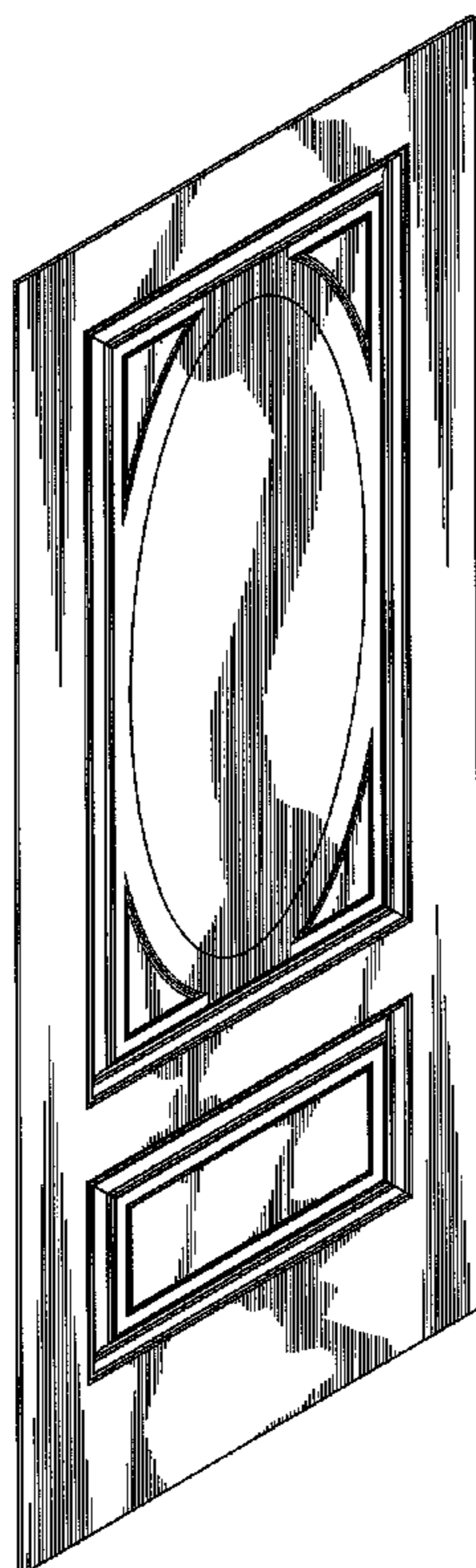


Fig. 1

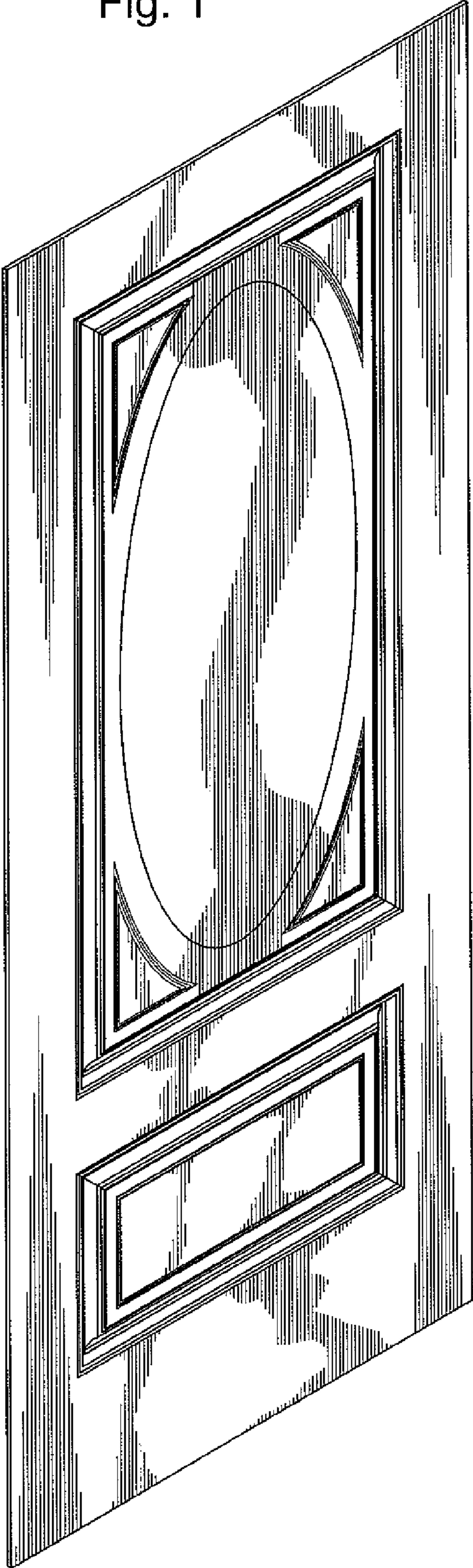


Fig. 2

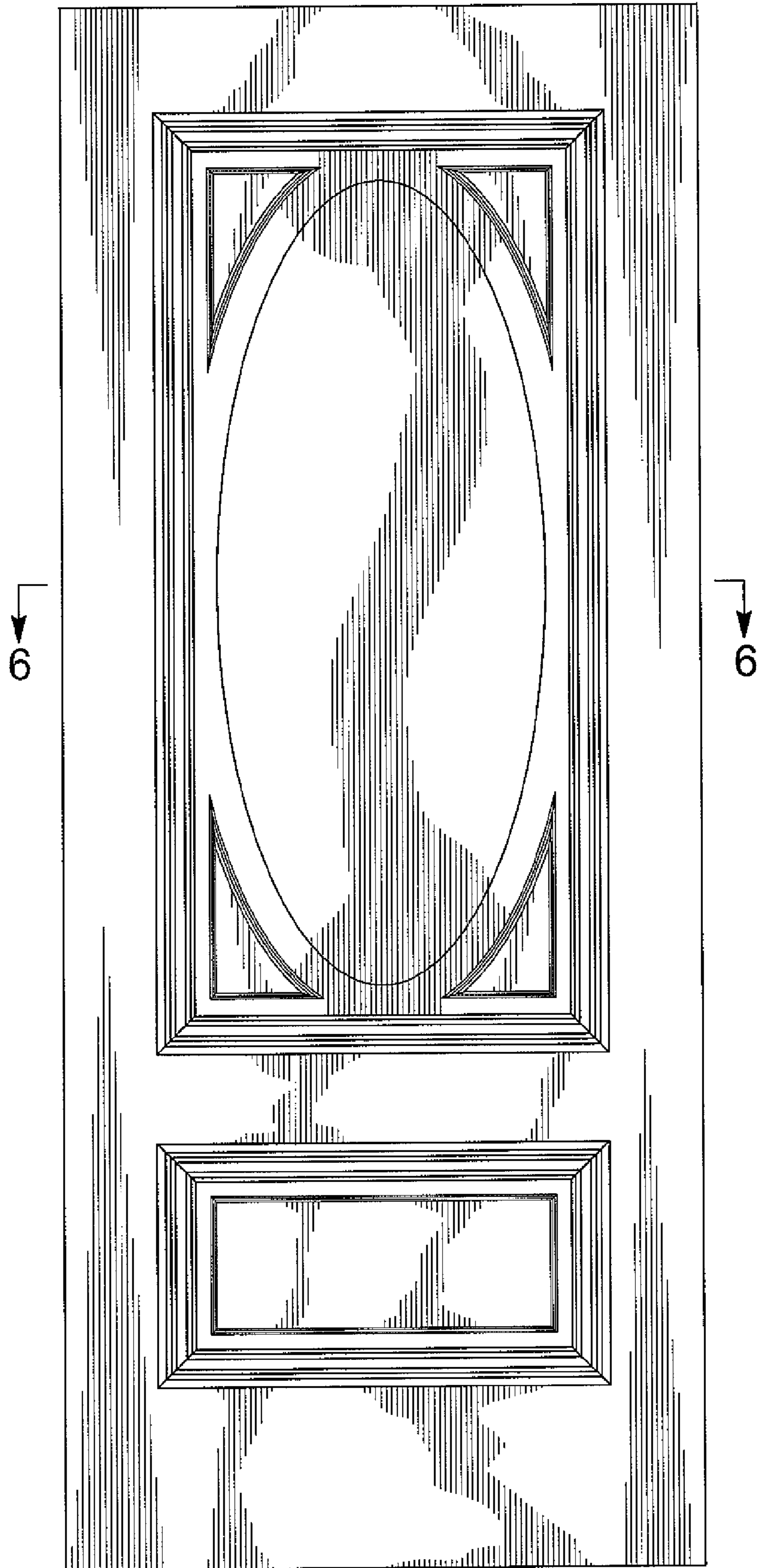


Fig. 3

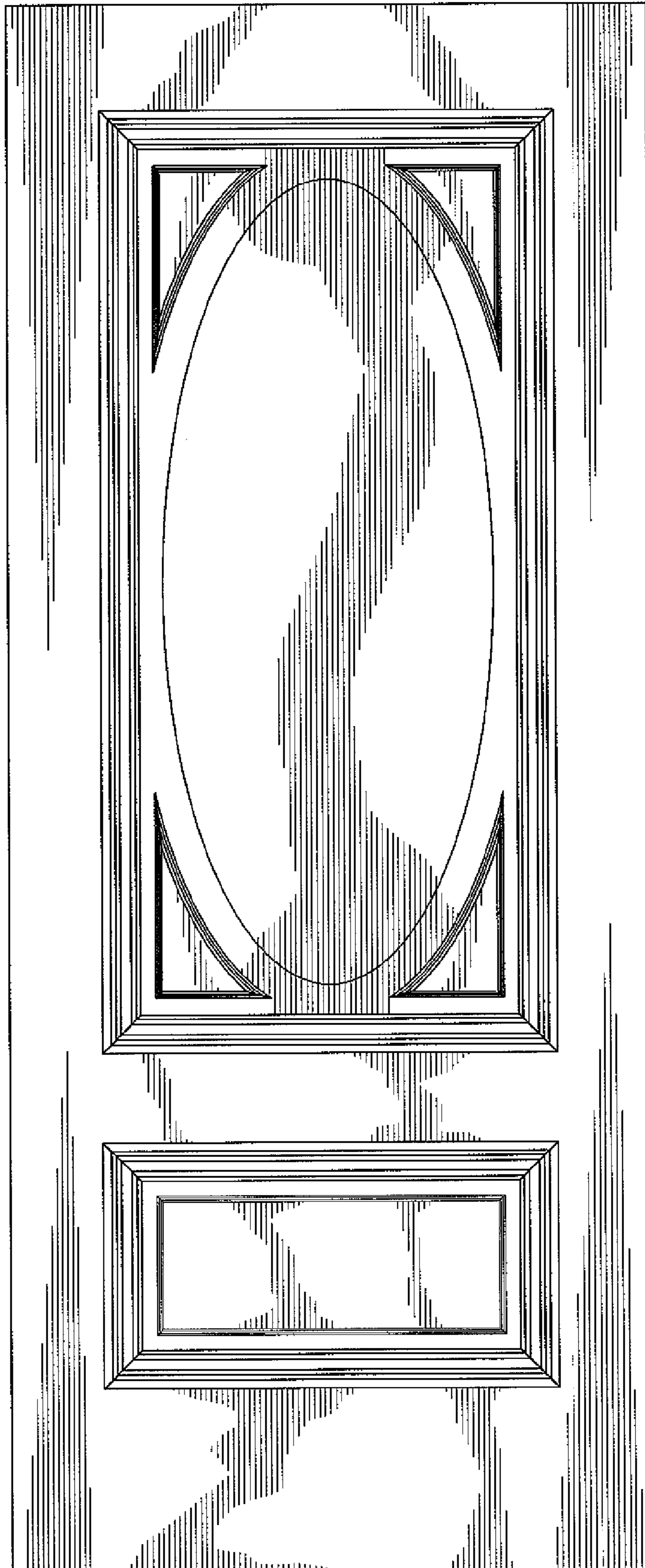


Fig. 4



Fig. 5

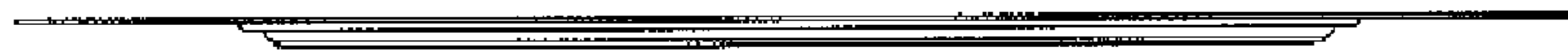


Fig. 6




Fig. 7




Fig. 8



Fig. 9

