



US00D625833S

(12) **United States Design Patent**
Flanagan

(10) **Patent No.:** **US D625,833 S**

(45) **Date of Patent:** **** Oct. 19, 2010**

(54) **PERFORMANCE SHELL**

(75) Inventor: **Jason Flanagan**, London (GB)

(73) Assignee: **Sound Forms Ltd.**, London (GB)

(**) Term: **14 Years**

(21) Appl. No.: **29/346,276**

(22) Filed: **Oct. 29, 2009**

(30) **Foreign Application Priority Data**

Jul. 31, 2009 (GB) 4012168

(51) **LOC (9) Cl.** **25-03**

(52) **U.S. Cl.** **D25/21**

(58) **Field of Classification Search** D25/1-33;
52/173.3, 90.1, 126, 136, 250, 454

See application file for complete search history.

(56) **References Cited**

U.S. PATENT DOCUMENTS

D167,565	S	*	8/1952	Feld	D25/36
D197,507	S	*	2/1964	Dreyfuss	D25/18
D203,035	S	*	11/1965	Hoshna	D25/21
D227,006	S	*	5/1973	Laitinan	D25/33
4,278,145	A		7/1981	Eade et al.		
D272,280	S	*	1/1984	McKay	D24/202
D282,970	S	*	3/1986	Parkin	D25/16
5,168,129	A		12/1992	D'Antonio		
5,400,551	A		3/1995	Uhl		
5,530,211	A		6/1996	Rogers et al.		
D605,306	S	*	12/2009	Arnell	D25/31
2006/0060420	A1		3/2006	Freiheit		

FOREIGN PATENT DOCUMENTS

CA 1107066 8/1981

OTHER PUBLICATIONS

Vela et al, "Comparative Analysis Of Two Acoustic Simulation Software", <http://www.seaacustica.es/Sevilla02/arcgen002.pdf>.

Odeon Room Acoustics Software, Odeon Room Acoustics Software For Prediction And Auralisation Of Acoustics, <http://www.seaodeon.dk>, Jul. 17, 2009.

Studio A—Acentech For The Arts, http://www.acentech.com/studioa/images/pdfs/studio_a_brochure, May 7, 2009.

(Continued)

Primary Examiner—T. Chase Nelson
Assistant Examiner—Eric L Goodman
(74) *Attorney, Agent, or Firm*—RatnerPrestia

(57) **CLAIM**

The ornamental design of a performance shell, as shown and described.

DESCRIPTION

FIG. 1 is a perspective view from the bottom, left side of a performance shell;

FIG. 2 is an elevation view from the left side of the performance shell of FIG. 1;

FIG. 3 is an elevation view from the right side of the performance shell of FIG. 1;


FIG. 4 is a front elevation view of the performance shell of FIG. 1;

FIG. 5 is a rear elevation view of the performance shell of FIG. 1;

FIG. 6 is a top plan view of the performance shell of FIG. 1; and,

FIG. 7 is a bottom plan view of the performance shell of FIG. 1.

1 Claim, 7 Drawing Sheets



OTHER PUBLICATIONS

Secoa, Material on Orchestra Shells, <http://www.secoa.com/secShells.systemc.cfm> 2009.

Oeler Industries, Inc., Material on Diffusors/Reflectors, <http://www.oeler.com/diffusors.html> 2007-2009.

Suono Vivo, "Camera Acustica Per Orchestra—The Project", <http://www.suonovivo.it/eng/project.htm> 1998-2009.

Dammerud, et al., "Early Subjective and Objective Studies of Concert Hall Stage Conditions For Orchestral Performance", 19th International Congress on Acoustics, Madrid, pp. 1-6, Sep. 2-7, 2007.

Suono Vivo, "Spontaneous Applause: The Suono Vivo Outdoor Acoustic Chamber", <http://www.suonovivo.it/eng/outdoor.pdf>, 2009.

Secoa, "Orchestra Shells", <http://www.secoa.com/secShellssystems.cfm> Jul. 7, 2009.

Supertech, Supertech—Stageright, <http://www.supertech-inc.com/p-acs-stageright.html> 2007.

R. Nave., "Reflection of Sound, Phase Change Upon Reflection, Pressure Zone", <http://hyperphysics.phy-astr.gsu.edu/HBASE/Sound/HFrame.html> Jan. 24, 2005.

Magne Skalevik, "Orchestra Canopy Arrays—Some Significant Features", Joint Baltic-Nordic Acoustics Meeting 2006 Sweden, pp. 1-9.

Barron et al., Stage Acoustics in Concert Halls—Early Investigations, Proceedings Of The Institute Of Acoustics, vol. 28, Pt. 2, 2006.

Monks, et al., "Audiooptimization: Goal-Based Acoustic Design", IEEE Computer Graphics and Applications (May/Jun. 2000) pp. 76-91.

Brandon Safford, "Idea: Sundial Ampitheater", <http://idreamofarchitecture.blogspot.com/2009/06/idea-sundial-ampitheater.html>. 2009.

* cited by examiner




FIG. 1




FIG. 2



FIG. 3

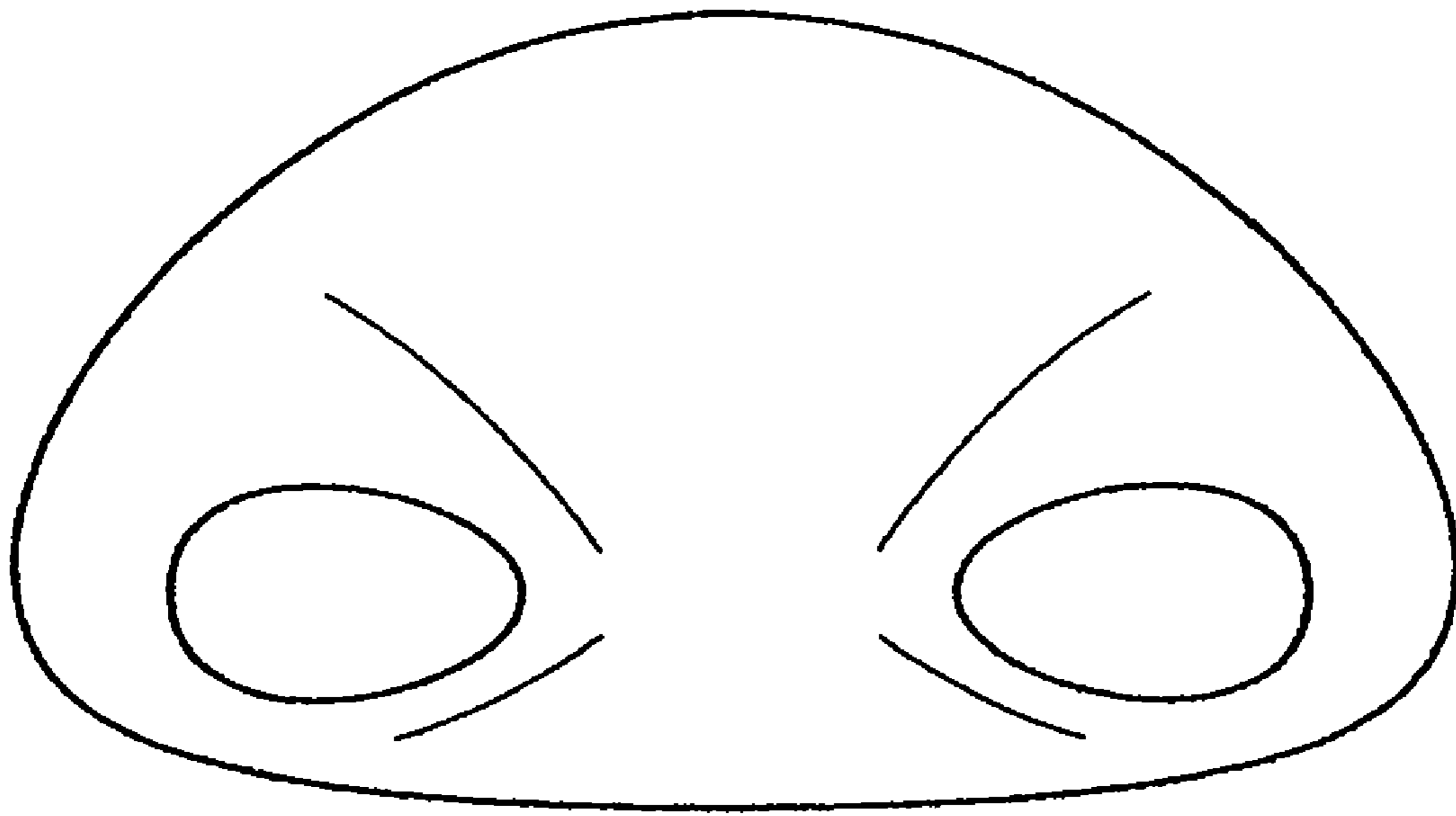


FIG. 4

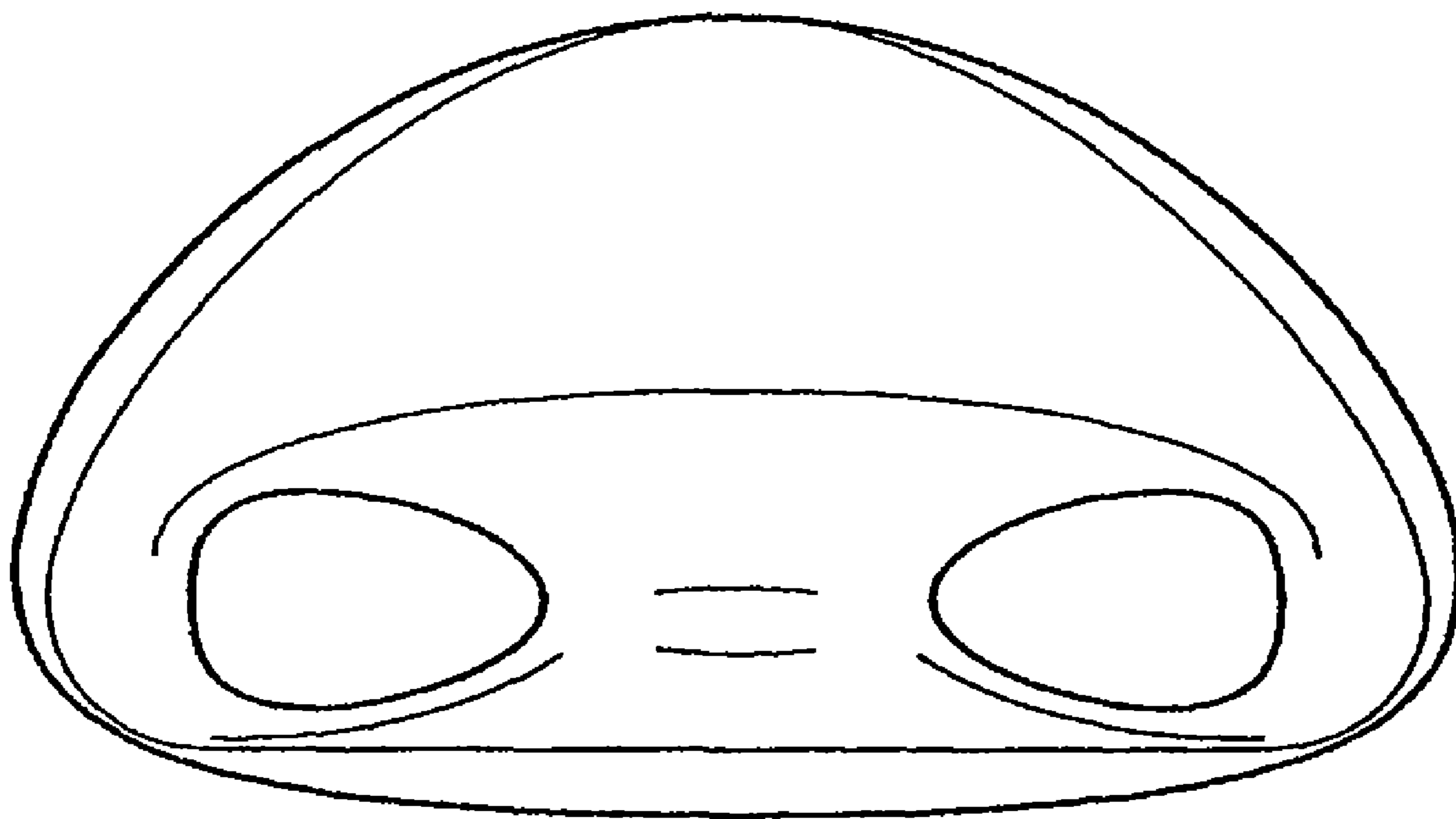


FIG. 5

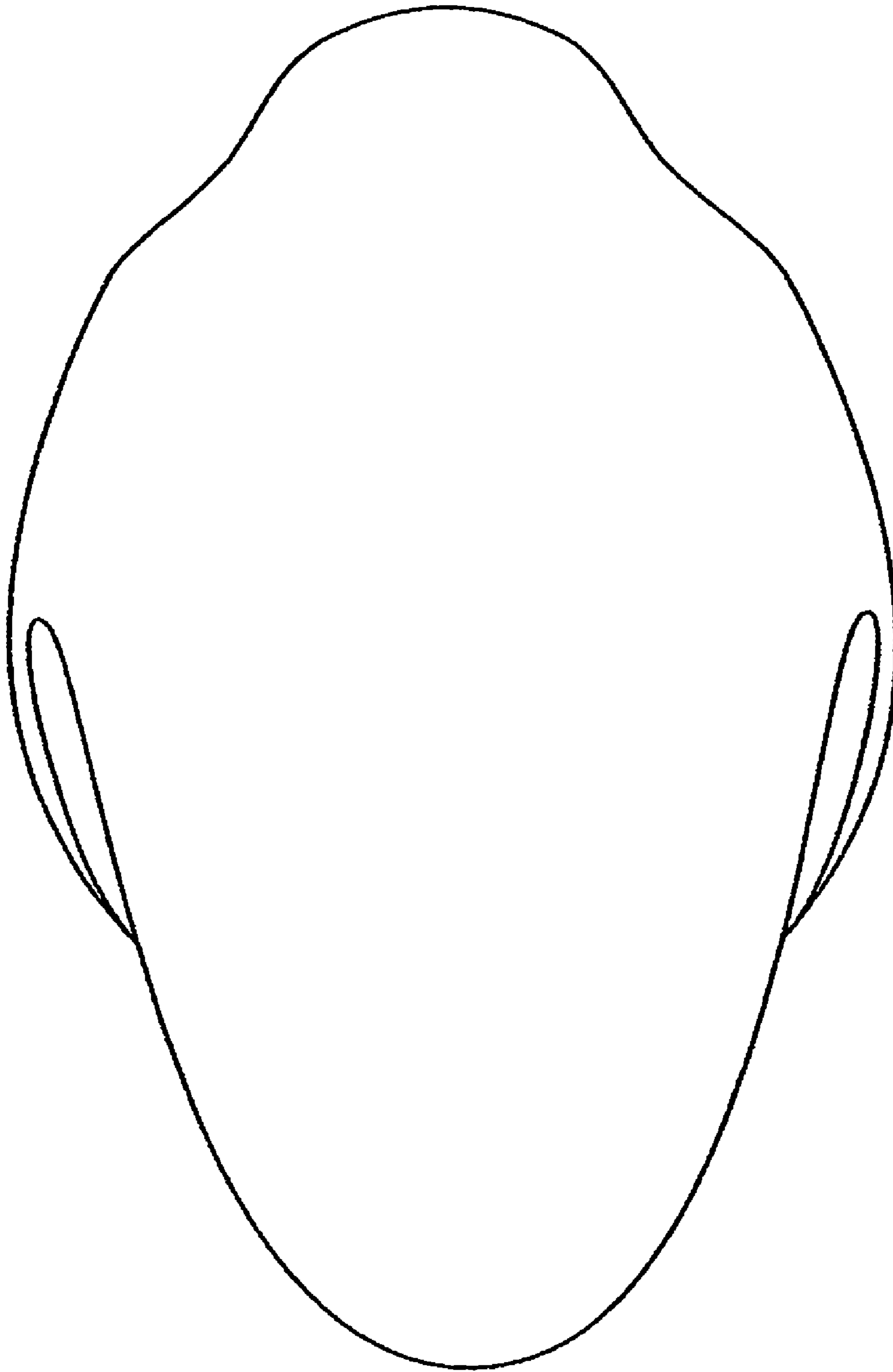


FIG. 6

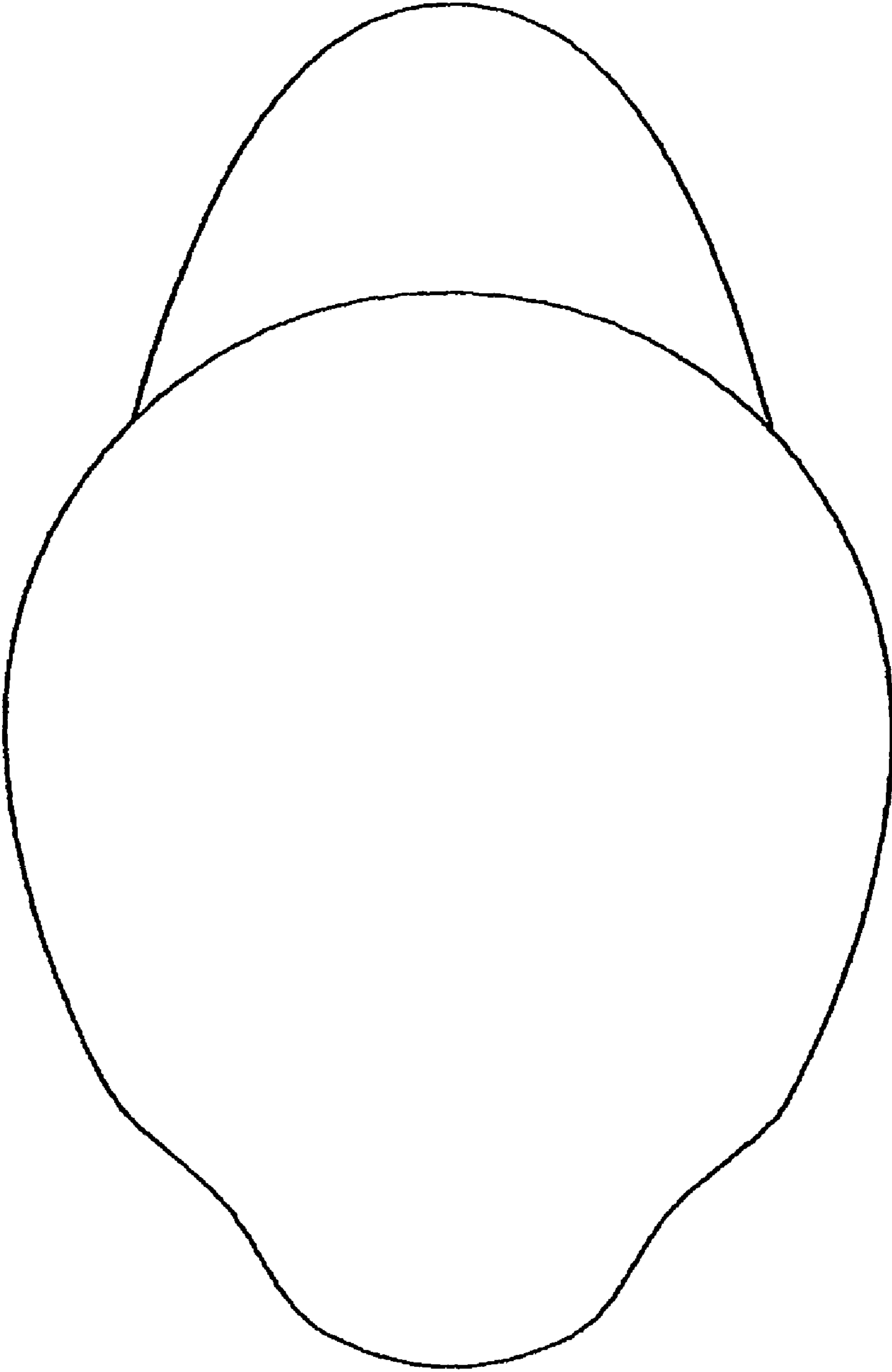


FIG. 7