



US00D625830S

(12) **United States Design Patent**
Py et al.

(10) **Patent No.:** **US D625,830 S**
(45) **Date of Patent:** **** Oct. 19, 2010**

(54) **COMBINED BOTTLE WITH NIPPLE**

(75) Inventors: **Daniel Py**, Larchmont, NY (US); **Julian Chan**, New Milford, CT (US); **Jeffrey Willey**, Brookfield, CT (US)

(73) Assignee: **Medical Instill Technologies, Inc.**,
Milford, CT (US)

(**) Term: **14 Years**

(21) Appl. No.: **29/357,366**

(22) Filed: **Mar. 11, 2010**

Related U.S. Application Data

(63) Continuation of application No. 12/259,279, filed on Oct. 27, 2008, which is a continuation of application No. 12/259,284, filed on Oct. 27, 2008, which is a continuation of application No. 12/259,290, filed on Oct. 27, 2008.

(51) **LOC (9) Cl.** **07-01**

(52) **U.S. Cl.** **D24/197**

(58) **Field of Classification Search** D24/193–198;
D9/500, 503–504, 547, 444–445, 454; D7/510–511,
D7/533–534; 215/6, 10, 11.1–11.6, 12.1,
215/13.1, 255–256, 378; 220/703, 720
See application file for complete search history.

(56) **References Cited**

U.S. PATENT DOCUMENTS

714,133 A * 11/1902 Blatin 215/11.5
1,199,025 A * 9/1916 Worlock 215/11.5
1,620,329 A * 3/1927 Donaldson 215/11.5
2,388,915 A * 11/1945 Heilborn 215/11.1

(Continued)

FOREIGN PATENT DOCUMENTS

EM 000400734-0001 S 11/2005

(Continued)

OTHER PUBLICATIONS

International Search Report and Written Opinion of the International Searching Authority for International Application No. PCT/US2008/81393.

(Continued)

Primary Examiner—Susan E Krakower

(74) *Attorney, Agent, or Firm*—McCarter & English LLP

(57) **CLAIM**

The ornamental design for a combined bottle with nipple, as shown and described.

DESCRIPTION

FIG. 1 is a side perspective view of a combined bottle with nipple;

FIG. 2 is a left side elevational view of the combined bottle with nipple of FIG. 1;

FIG. 3 is a right side elevational view of the combined bottle with nipple of FIG. 1;

FIG. 4 is a rear side elevational view of the combined bottle with nipple of FIG. 1;

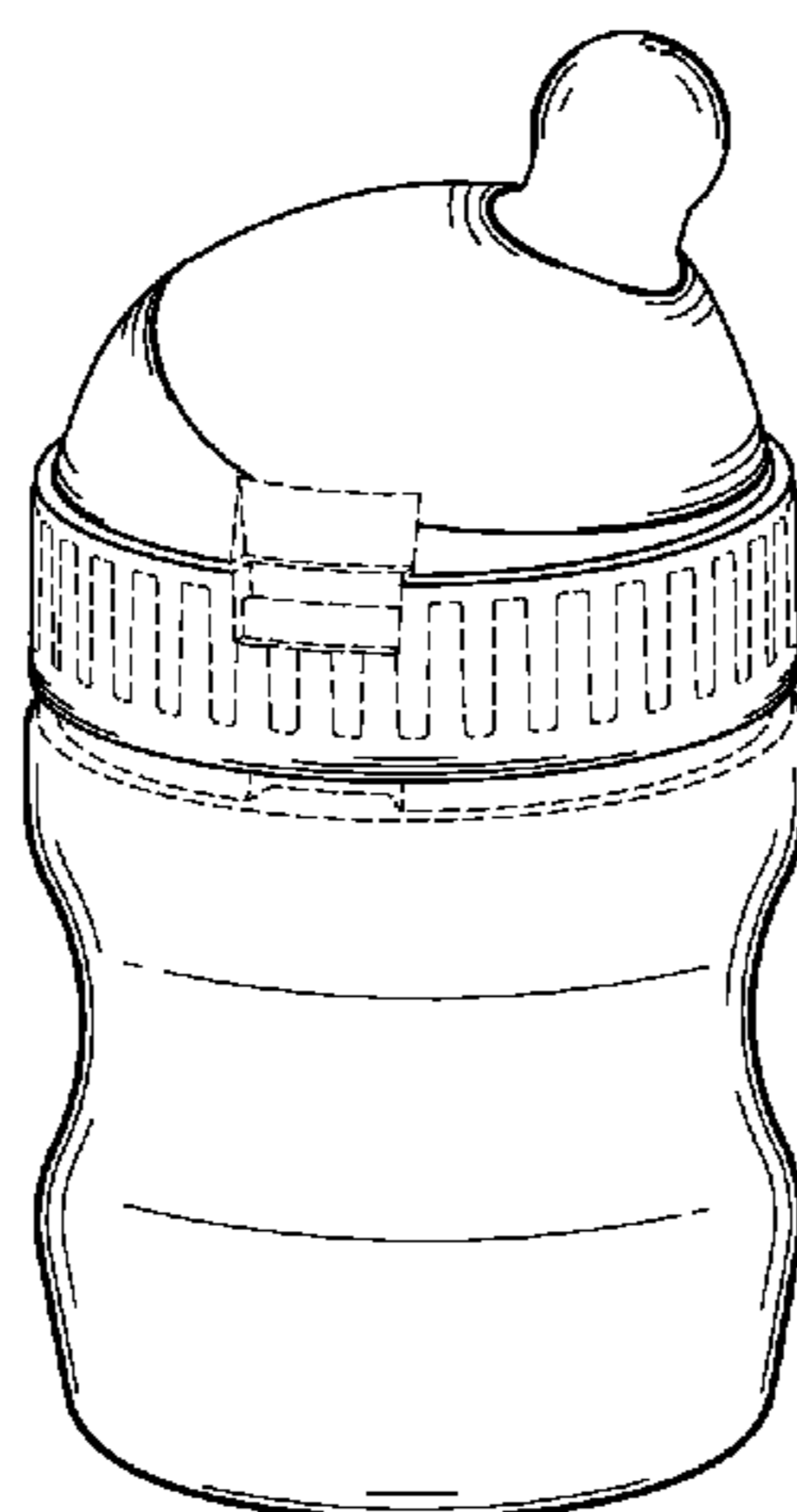
FIG. 5 is a front side elevational view of the combined bottle with nipple of FIG. 1;

FIG. 6 is a top plan view of the combined bottle with nipple of FIG. 1; and,

FIG. 7 is a bottom plan view of the combined bottle with nipple of FIG. 1.

The broken lines appearing in the drawings are for the purpose of illustrating portions of the article in which the design is embodied. Portions of the article appearing in broken lines form no part of the claimed design.

1 Claim, 4 Drawing Sheets



U.S. PATENT DOCUMENTS

2,812,764 A * 11/1957 Crisp 215/11.1
5,101,991 A 4/1992 Morifuji et al.
D382,059 S * 8/1997 Maya et al. D24/196
D464,434 S * 10/2002 Morano D24/197
6,481,571 B1 11/2002 Kelders et al.
6,499,615 B1 12/2002 Szieff et al.
6,508,379 B1 * 1/2003 Van De Pol-Klein Nagelvoort
et al. 220/714
6,745,915 B2 6/2004 Rees
D511,385 S * 11/2005 Lieberman et al. D24/197
6,971,551 B2 12/2005 Widgery
7,204,380 B2 4/2007 Webb et al.
D599,481 S * 9/2009 Drummond D24/197
D599,482 S * 9/2009 Drummond D24/197
7,637,382 B2 * 12/2009 Kraus et al. 215/11.1
2006/0137998 A1 6/2006 Spector et al.

2007/0283666 A1 * 12/2007 Py et al. 53/425
2008/0099422 A1 5/2008 Rees
2009/0139949 A1 * 6/2009 Py et al. 215/11.1
2009/0139995 A1 * 6/2009 Py et al. 220/703

FOREIGN PATENT DOCUMENTS

EM 001171391-0001 S 10/2009
WO WO 2007/120719 A2 10/2007

OTHER PUBLICATIONS

International Search Report and Written Opinion of the International
Searching Authority for International Application No. PCT/US2008/
81395.
International Search Report and Written Opinion of the International
Searching Authority for International Application No. PCT/US2008/
81396.

* cited by examiner

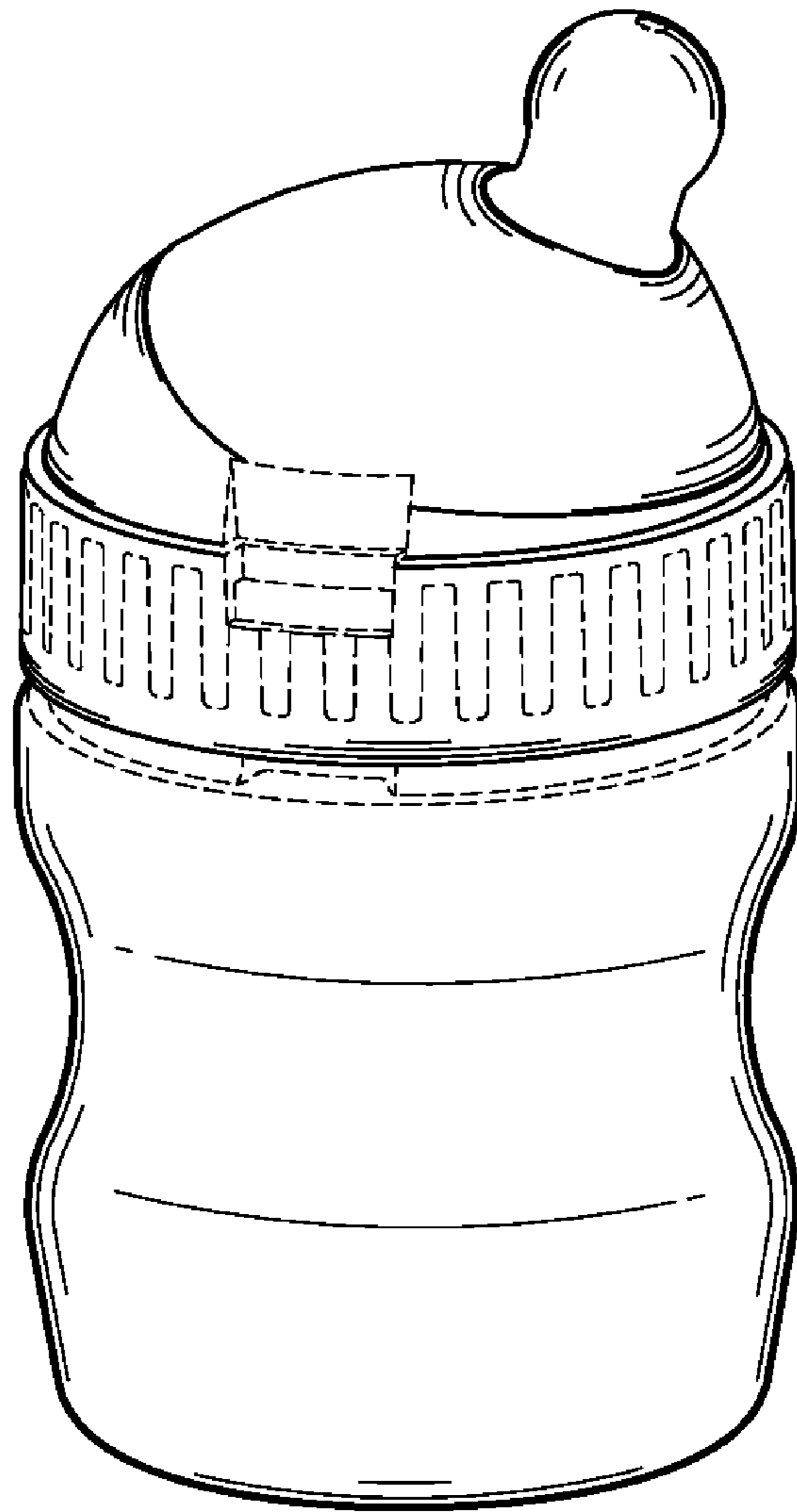


FIG. 1

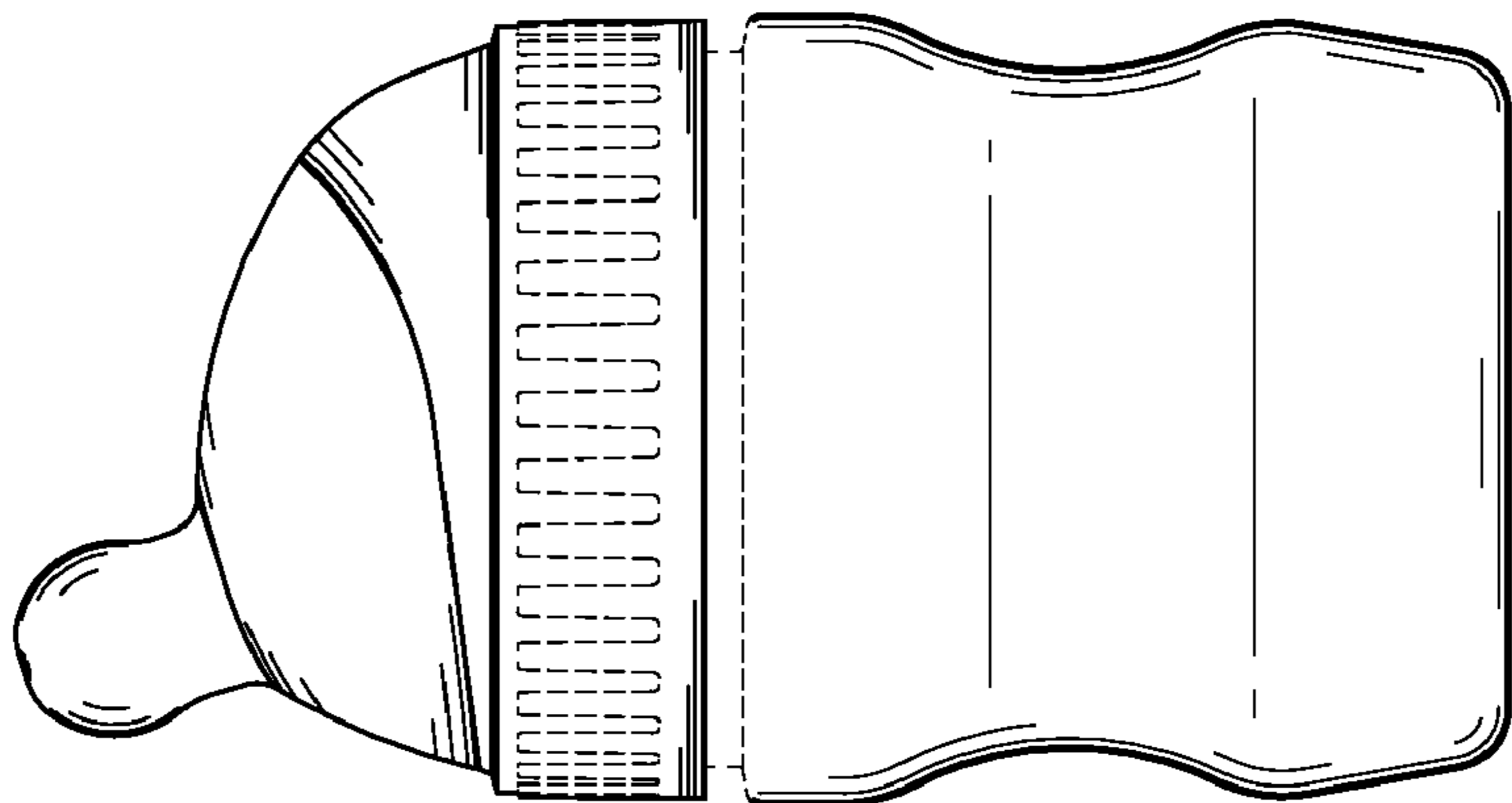


FIG. 3

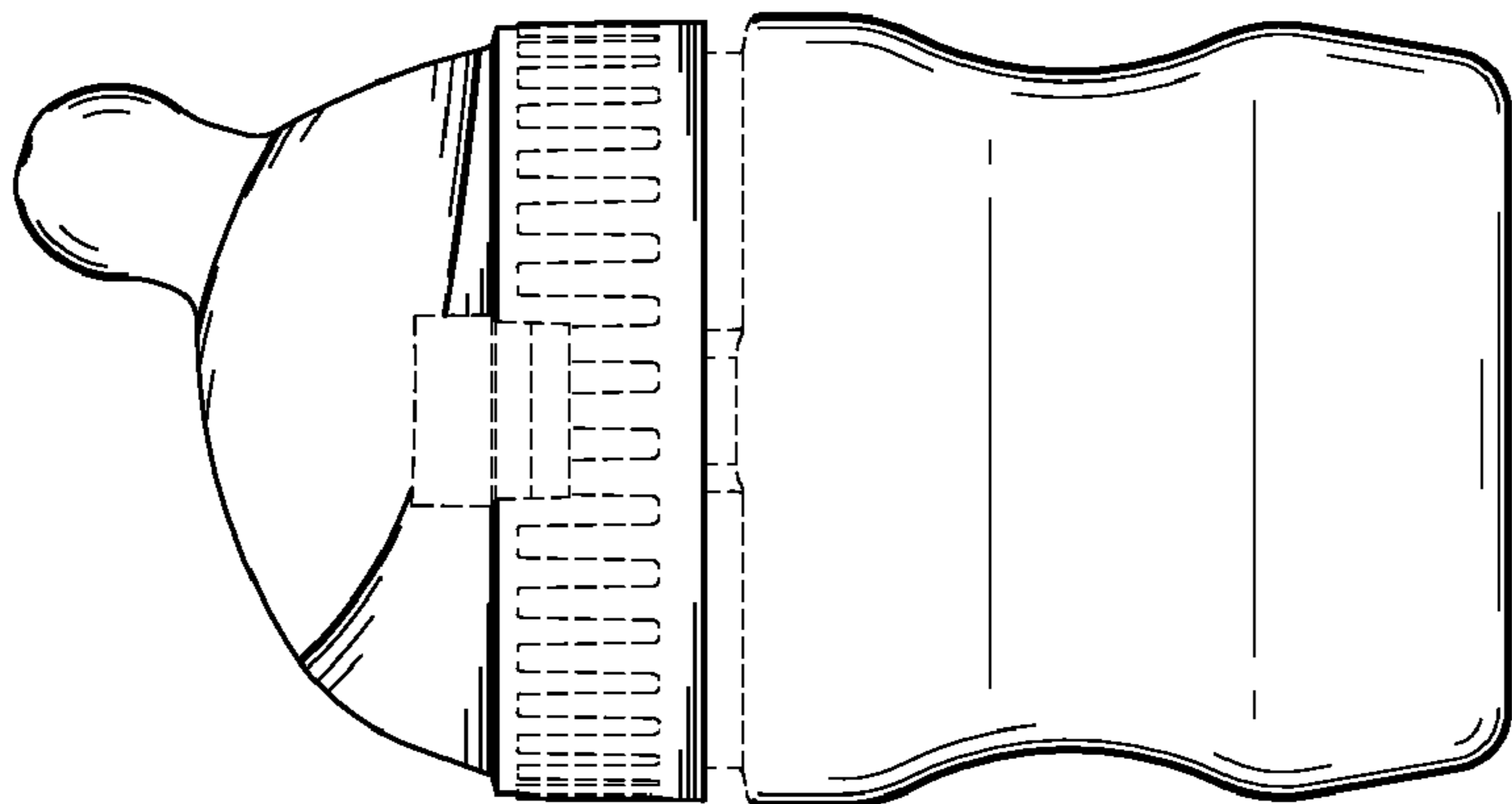


FIG. 2

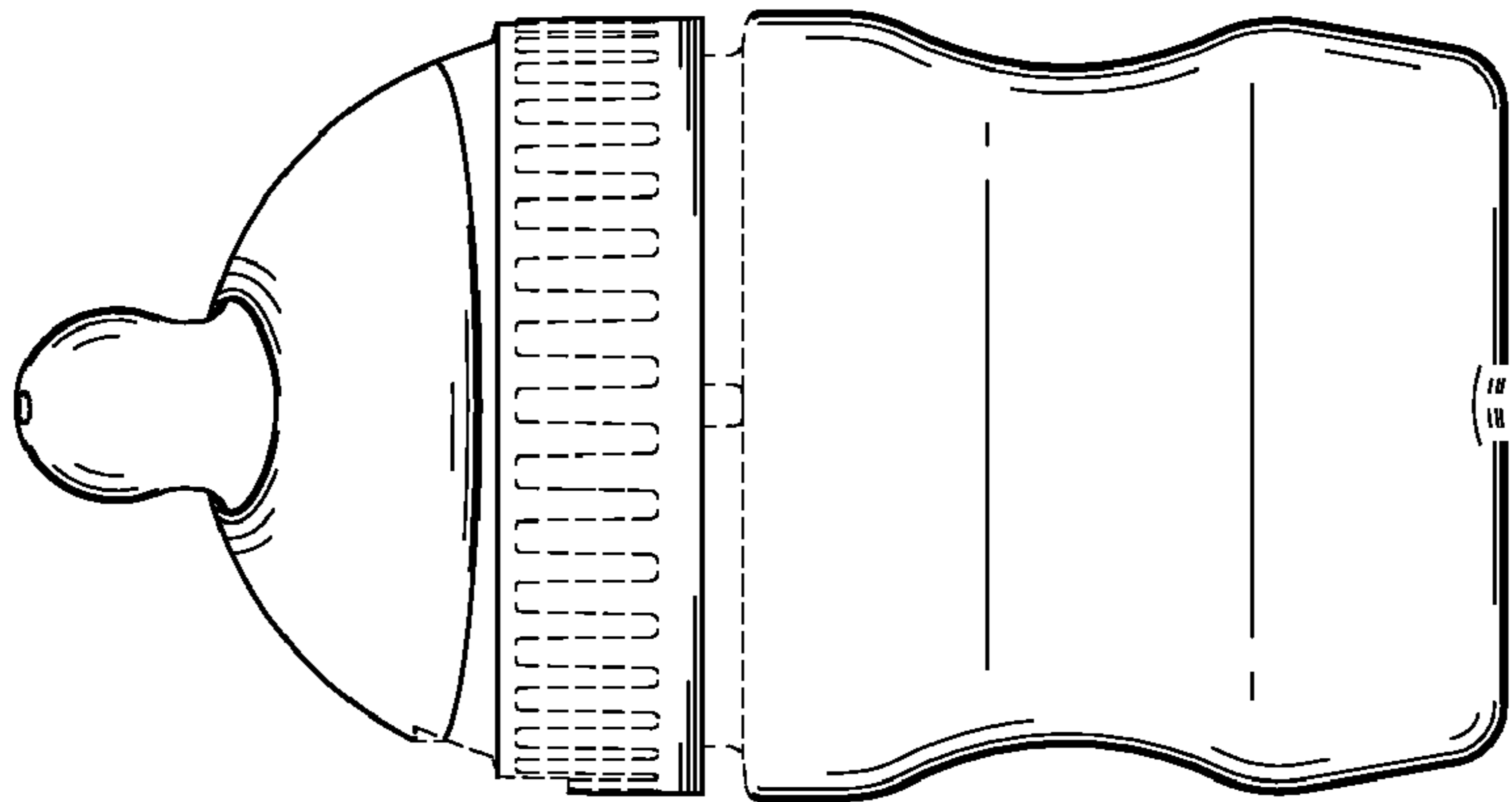


FIG. 4

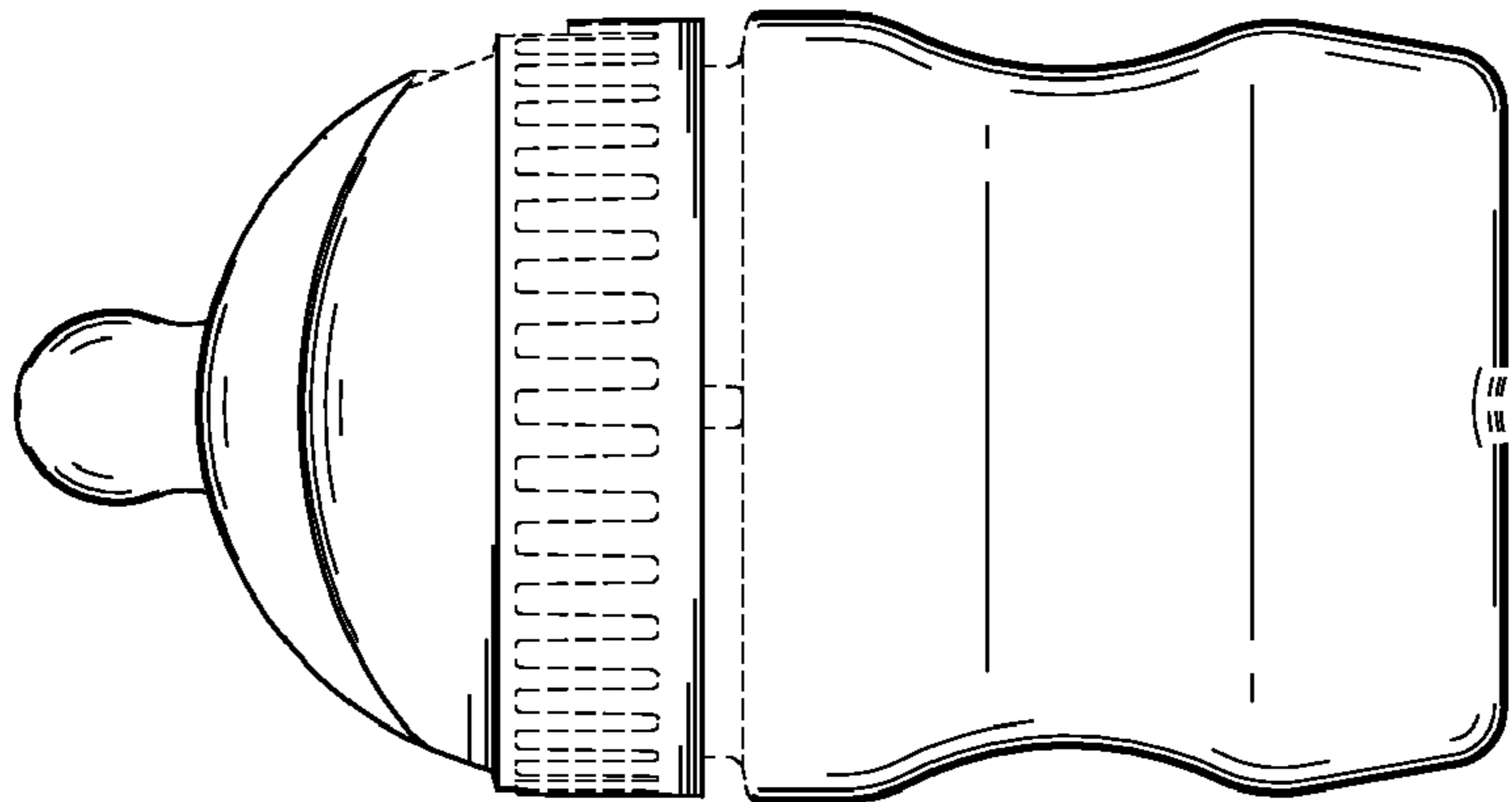


FIG. 5

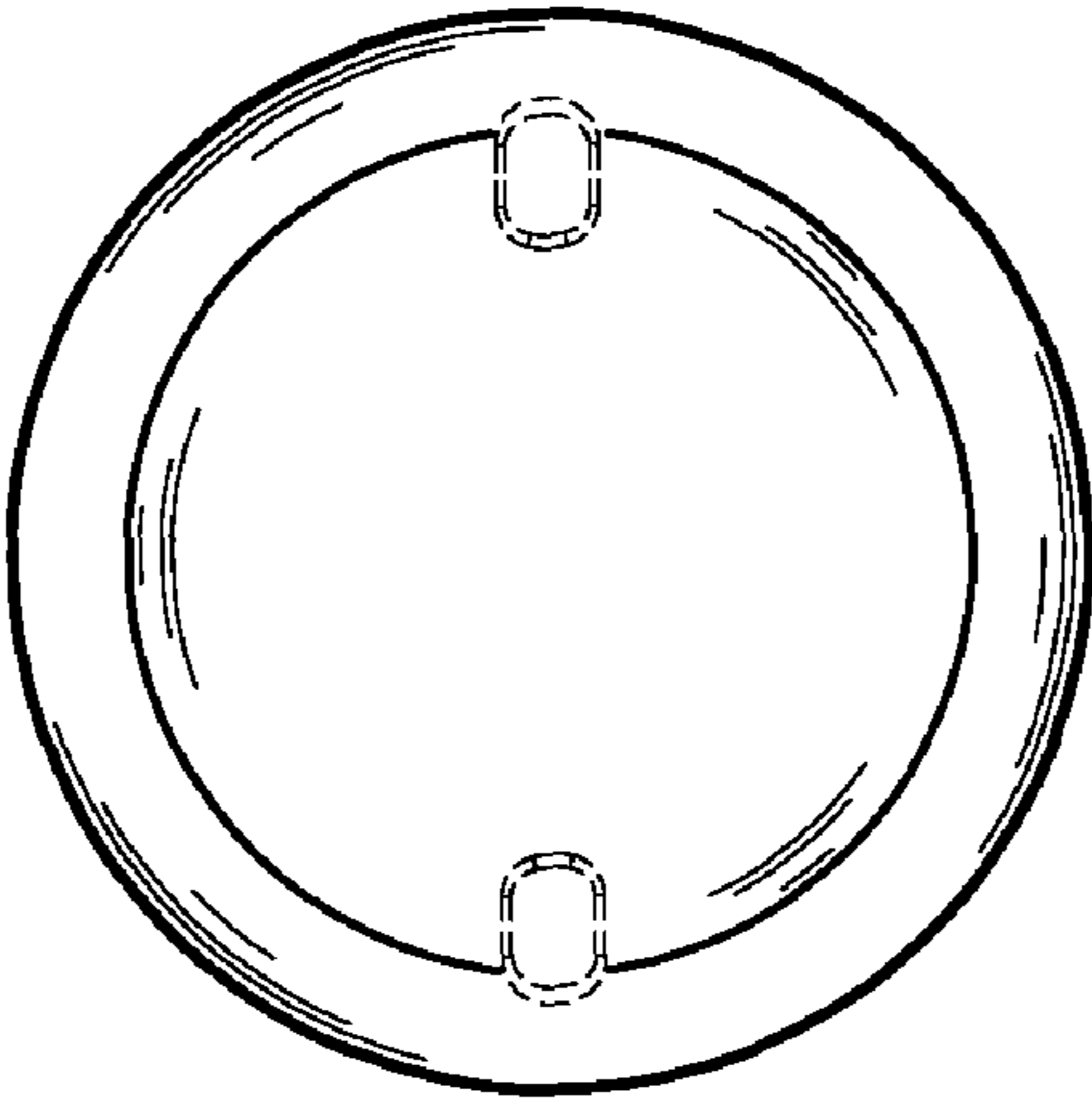


FIG. 7

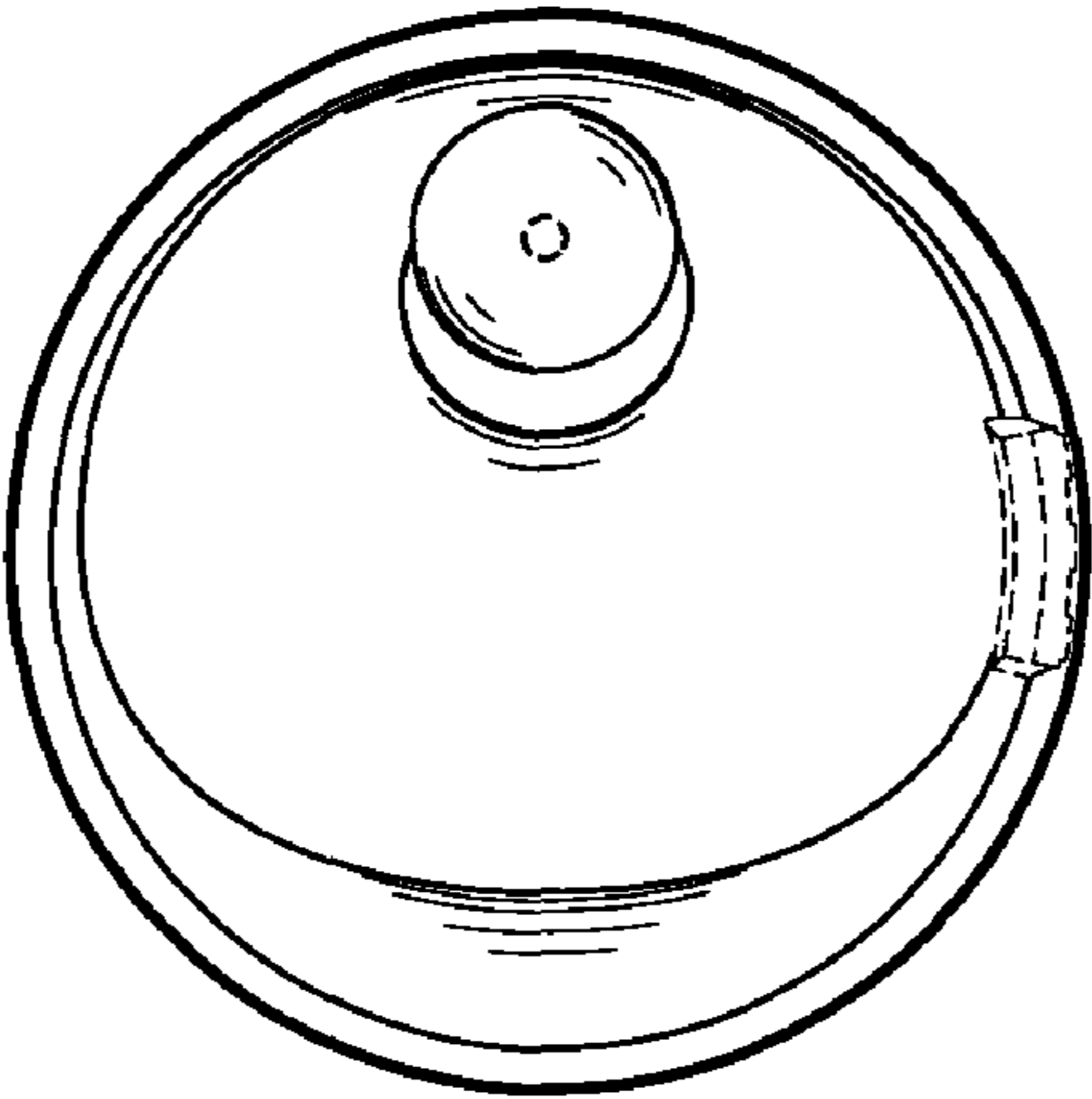


FIG. 6