

US00D625827S

(12) **United States Design Patent**
Arbesman et al.

(10) **Patent No.:** **US D625,827 S**
(45) **Date of Patent:** **** Oct. 19, 2010**

(54) **ADHESIVE SUPPORT FOR LYMPHATIC FLOW**

(76) Inventors: **Ray Arbesman**, 42 Burton Road, Toronto, Ontario (CA) M5P 1V2; **Kevin Jardine**, 505 Eglinton Avenue West, Suite 302, Toronto (CA) M5N 1B1

(**) Term: **14 Years**

(21) Appl. No.: **29/350,122**

(22) Filed: **Nov. 11, 2009**

(30) **Foreign Application Priority Data**

Jun. 16, 2009 (CA) 131127

(51) **LOC (9) Cl.** **24-01**

(52) **U.S. Cl.** **D24/190**

(58) **Field of Classification Search** D24/189-192, D24/200, 206; 601/151-152; 602/1-2, 4-8, 602/13, 19-23, 26, 41, 54, 57, 62, 75; 128/845, 128/870, 894, DIG. 20; 606/202

See application file for complete search history.

(56) **References Cited**

U.S. PATENT DOCUMENTS

3,245,406	A *	4/1966	Chardack	602/79
D239,981	S *	5/1976	Arluck et al.	D24/190
D306,364	S *	2/1990	Hamilton	D29/120.1
5,139,476	A *	8/1992	Peters	602/26
5,711,312	A *	1/1998	Staudinger	128/845
5,792,091	A *	8/1998	Staudinger	602/57
5,925,008	A *	7/1999	Douglas	602/22
6,447,470	B2 *	9/2002	Bodenschatz et al.	602/75
6,849,057	B2 *	2/2005	Satou et al.	602/75
D545,972	S *	7/2007	Wieringa et al.	D24/190
7,393,334	B2 *	7/2008	Tornai	602/21
D594,561	S *	6/2009	Freeland et al.	D24/206

D607,114	S *	12/2009	Arbesman et al.	D24/190
D608,453	S *	1/2010	Arbesman et al.	D24/189
D608,896	S *	1/2010	Arbesman et al.	D24/190
D612,505	S *	3/2010	Arbesman et al.	D24/190
D612,506	S *	3/2010	Arbesman et al.	D24/190
D612,507	S *	3/2010	Arbesman et al.	D24/190
D612,508	S *	3/2010	Arbesman et al.	D24/190
D612,944	S *	3/2010	Arbesman et al.	D24/190
2002/0091348	A1 *	7/2002	Joseph	602/75
2004/0010215	A1 *	1/2004	Gibbins et al.	602/41

OTHER PUBLICATIONS

Kenzo Kase, Jim Wallis, and Tsuyoshi Kase, *Clinical Therapeutic Applications of the Kinesio Taping Method*, 2nd Edition, 2003, pp. 40, 61, 63-64, 98, 100, 109-110, 115-116, 138-139, 143, 151, 153, 172, 174, 183-185.

U.S. Appl. No. 29/341,777, filed Aug. 12, 2009, Ray Arbesman, et al.
U.S. Appl. No. 29/350,121, filed Nov. 11, 2009, Ray Arbesman, et al.

* cited by examiner

Primary Examiner—Susan E Krakower

(74) *Attorney, Agent, or Firm*—Patterson & Sheridan, LLP

(57) **CLAIM**

The ornamental design for an adhesive support for lymphatic flow, as shown and described.

DESCRIPTION

FIG. 1 is a top view of an adhesive support for lymphatic flow showing our new design;

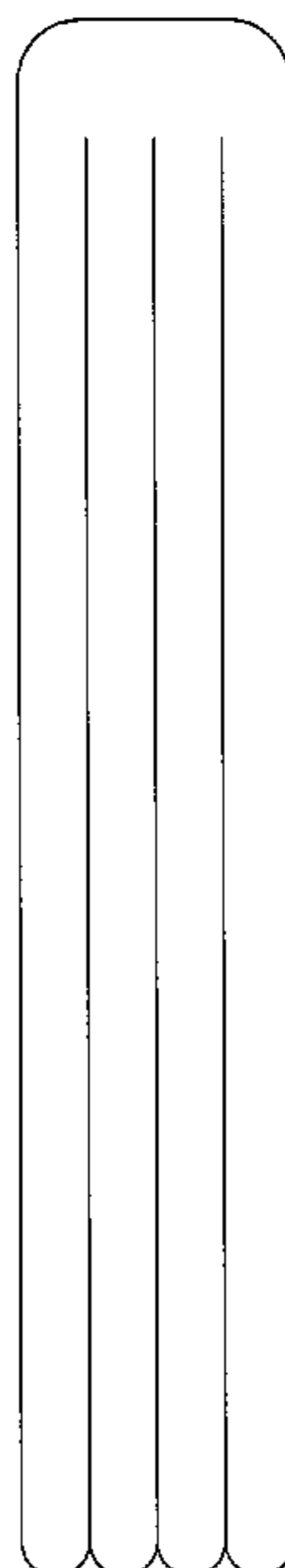
FIG. 2 is a first perspective view thereof; and,

FIG. 3 is a second perspective view thereof.

It is understood that the adhesive support for lymphatic flow shows no appreciable thickness.

The broken lines shown in the drawings illustrate environmental structure and form no part of the claimed design.

1 Claim, 3 Drawing Sheets






FIG. 1

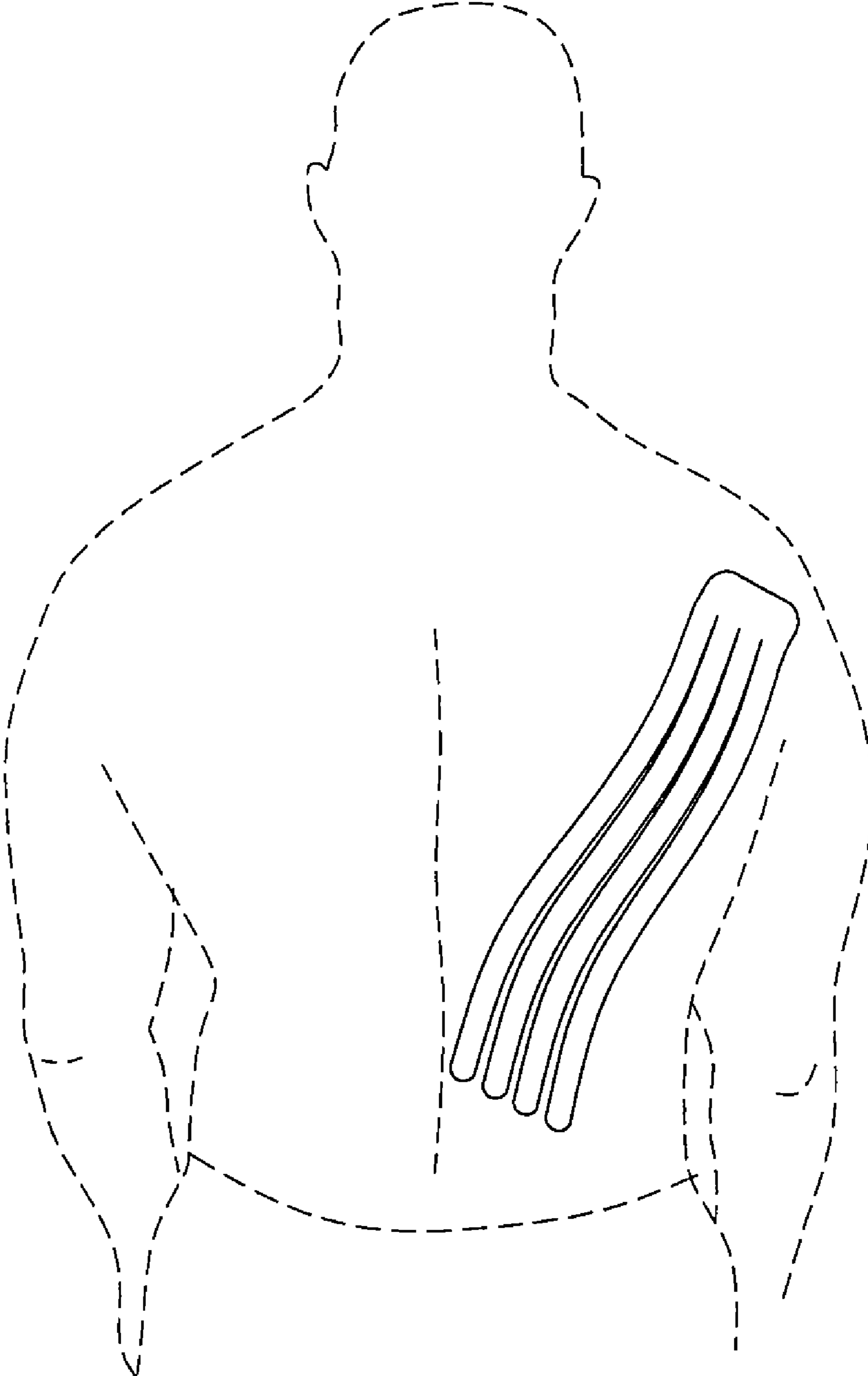


FIG. 2

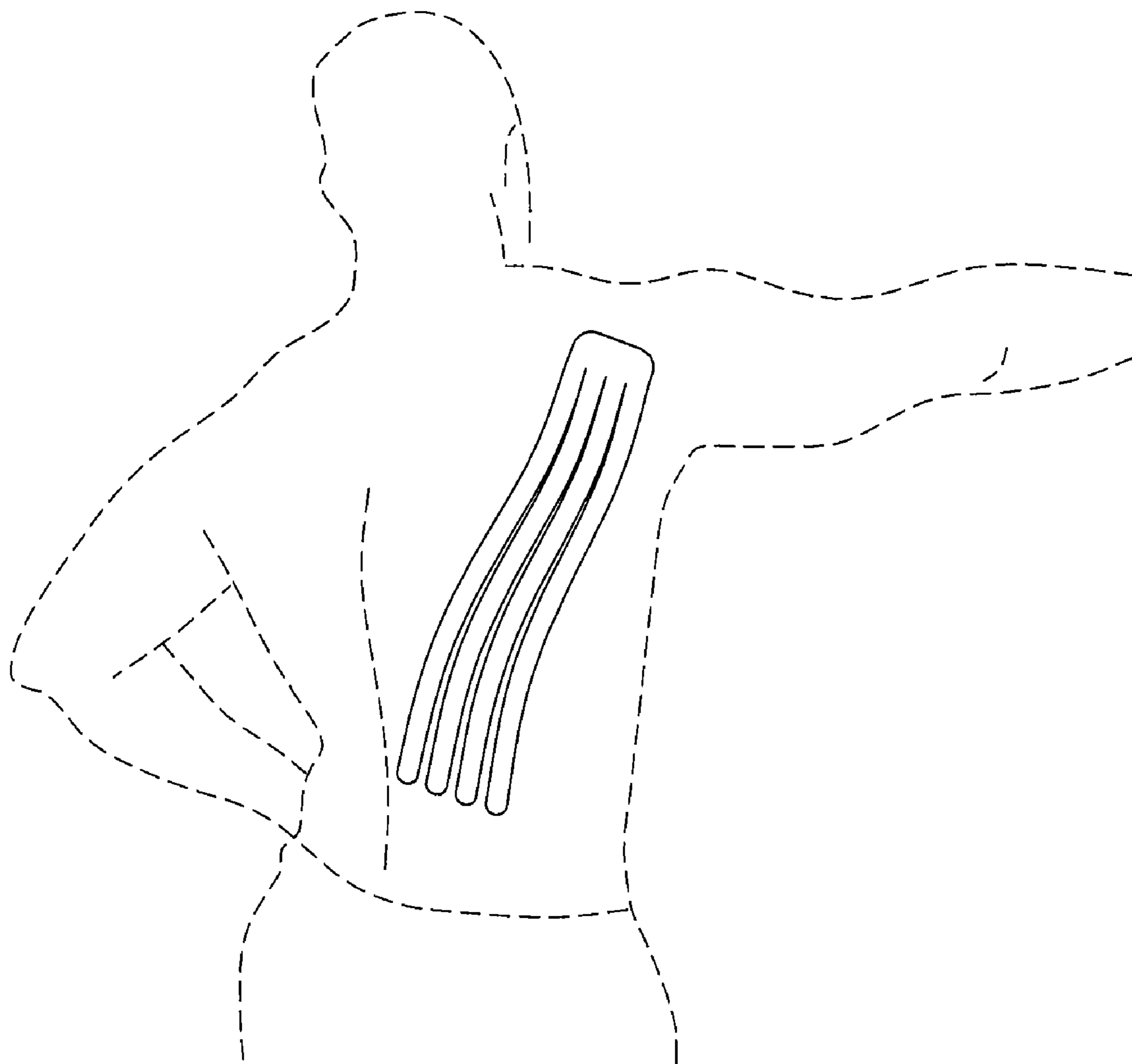


FIG. 3