



US00D625819S

(12) **United States Design Patent**  
**Kagawa et al.**

(10) **Patent No.:** **US D625,819 S**  
(45) **Date of Patent:** **\*\* Oct. 19, 2010**

(54) **PARTIAL LEVER PORTION OF A DENTAL  
HANDPIECE**

D570,415 S \* 6/2008 Richter et al. .... D19/56  
D591,353 S \* 4/2009 Booker ..... D19/51

(75) Inventors: **Takeshi Kagawa**, Kanuma (JP); **Toshiya  
Takiguchi**, Kanuma (JP)

\* cited by examiner

*Primary Examiner*—Charles A Rademaker

(73) Assignee: **Nakanishi Inc.**, Kanuma-shi (JP)

(74) *Attorney, Agent, or Firm*—Hahn & Voight PLLC; Jason  
D. Voight

(\*\*) Term: **14 Years**

(57) **CLAIM**

(21) Appl. No.: **29/353,831**

The ornamental design for a partial lever portion of a dental  
handpiece, as shown and described.

(22) Filed: **Jan. 14, 2010**

**DESCRIPTION**

(51) **LOC (9) Cl.** ..... **24-02**

FIG. 1 is a front view of the partial lever portion of a dental  
handpiece;

(52) **U.S. Cl.** ..... **D24/152**

FIG. 2 is a rear view thereof;

(58) **Field of Classification Search** ..... D24/152;  
D8/107, 83, 16, 88, 89, 397; D28/65; 606/80;  
417/420, 11; 433/141, 102; 385/176; D19/45,  
D19/49, 51, 56

FIG. 3 is a right side view thereof;

FIG. 4 is a left side view thereof

See application file for complete search history.

FIG. 5 is a plan view thereof;

FIG. 6 is a bottom view thereof; and,

FIG. 7 is a perspective view thereof.

The broken lines are for illustrative purposes only and form  
no part of the claimed design.

(56) **References Cited**

**U.S. PATENT DOCUMENTS**

D476,364 S \* 6/2003 Bain ..... D19/51  
D500,339 S \* 12/2004 Yeh ..... D19/51  
D546,887 S \* 7/2007 Ternovits ..... D19/56  
D559,318 S \* 1/2008 Qiu et al. .... D19/51

**1 Claim, 2 Drawing Sheets**

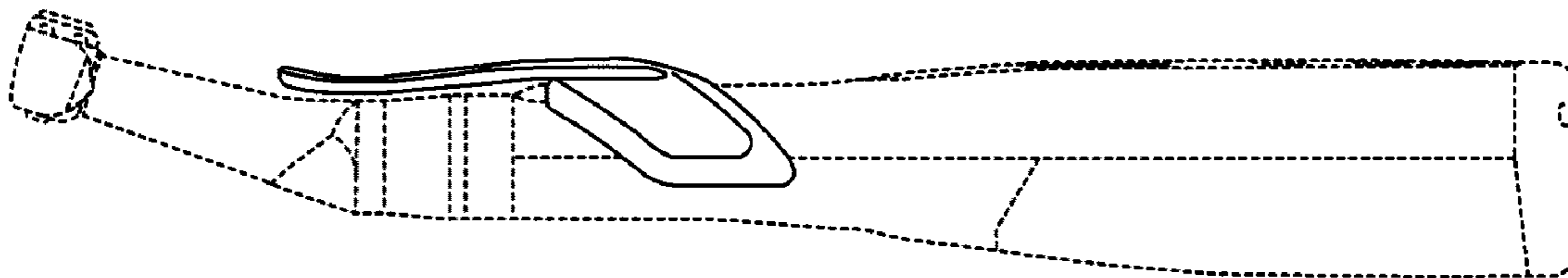


FIG. 1

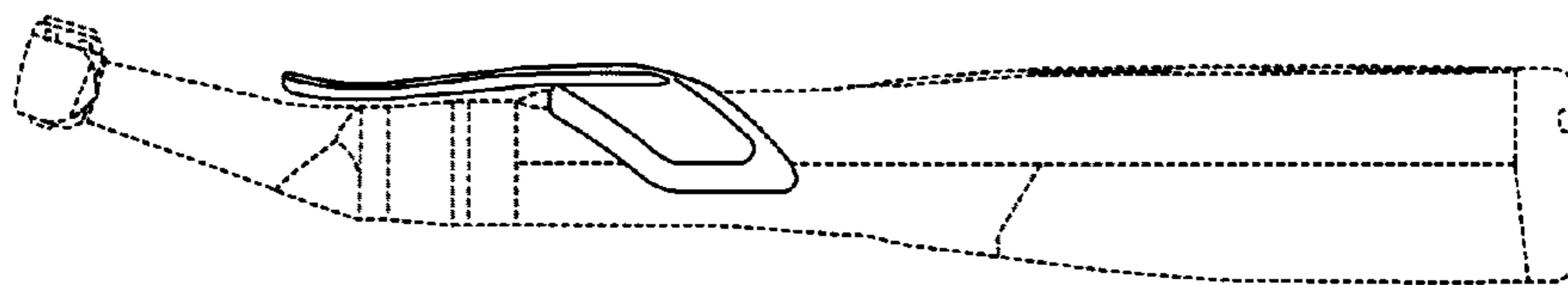


FIG. 2

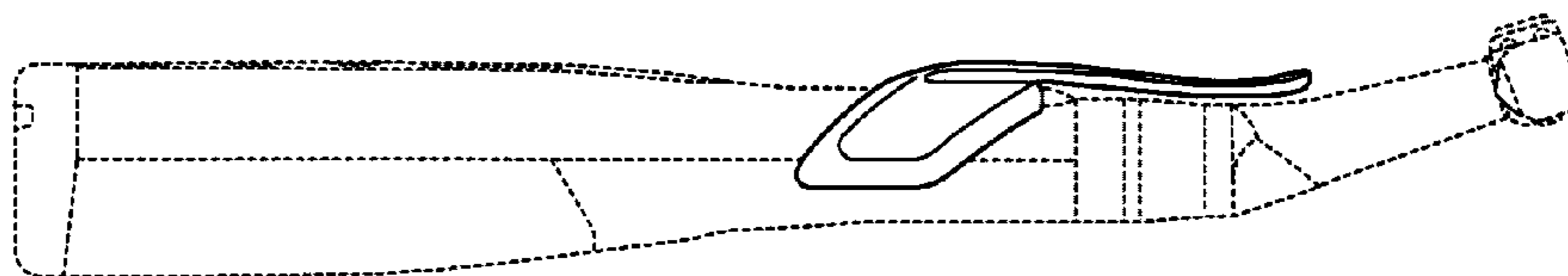


FIG. 3




FIG. 4

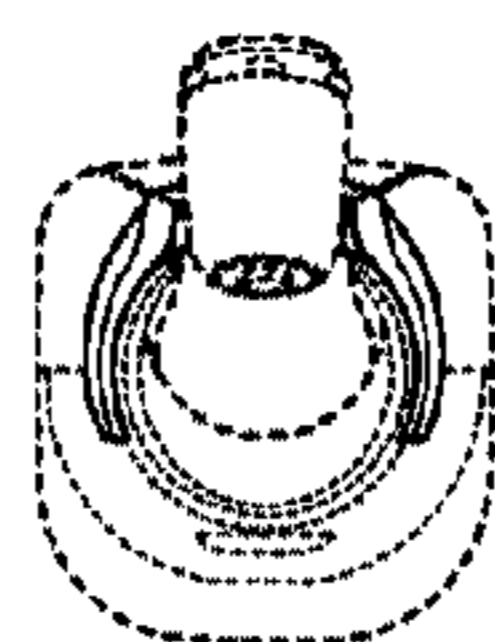


FIG. 5

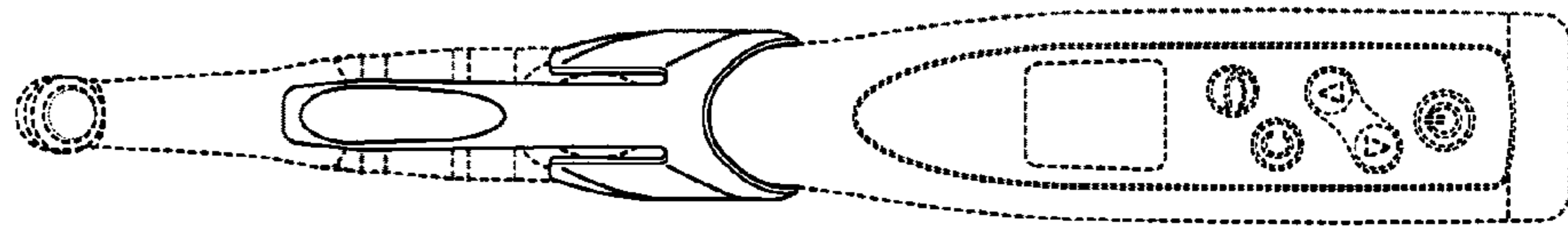


FIG. 6

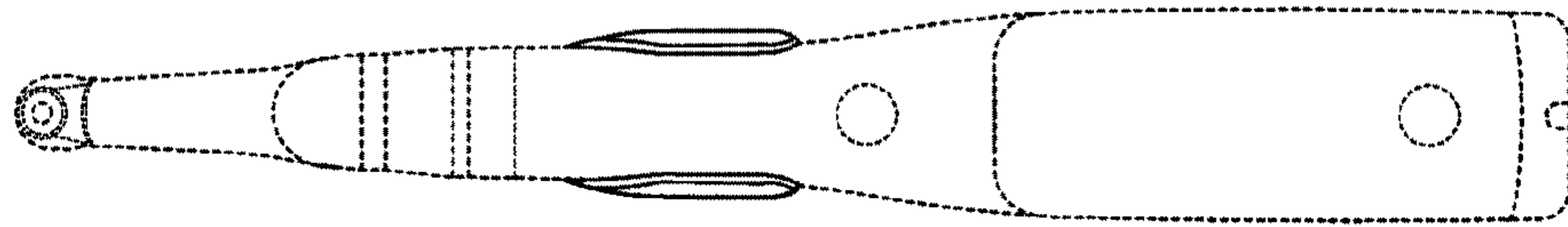


FIG. 7

