



US00D625800S

(12) **United States Design Patent**
Daniels

(10) **Patent No.:** **US D625,800 S**

(45) **Date of Patent:** **** Oct. 19, 2010**

(54) **ROOF VENT FOR COMPOSITION ROOF**

(76) **Inventor:** **Gregory S. Daniels**, 2413 Hidden Valley Dr., Santa Rosa, CA (US) 95404

(**) **Term:** **14 Years**

(21) **Appl. No.:** **29/361,462**

(22) **Filed:** **May 11, 2010**

(51) **LOC (9) Cl.** **23-04**

(52) **U.S. Cl.** **D23/373**

(58) **Field of Classification Search** D23/373,
D23/393, 370, 371, 387, 391; 454/364-368,
454/250-253; 52/198, 199, 302.1, 57
See application file for complete search history.

(56) **References Cited**

U.S. PATENT DOCUMENTS

D276,543	S	*	11/1984	Hisey	D23/393
D277,027	S	*	1/1985	Waltz et al.	D23/373
D277,028	S	*	1/1985	Waltz et al.	D23/373
D309,658	S	*	7/1990	Schneider	D23/370
D320,847	S	*	10/1991	Lanigan	D23/371
5,402,613	A	*	4/1995	Giumenta et al.	52/199
5,662,522	A	*	9/1997	Waltz	454/367
6,129,628	A		10/2000	O'Hagin et al.		
6,491,579	B1		12/2002	O'Hagin		
6,612,924	B1	*	9/2003	Mantyla et al.	454/367
6,767,281	B2	*	7/2004	McKee	454/367
6,994,622	B2	*	2/2006	Koessler	454/367
6,997,798	B2	*	2/2006	Jensen	52/198
D527,813	S	*	9/2006	Dodge et al.	D23/393
D549,316	S		8/2007	O'Hagin et al.		
D556,314	S		11/2007	Daniels et al.		

D587,796	S	*	3/2009	Reese et al.	D23/370
D612,040	S		3/2010	Daniels		
2006/0223437	A1		10/2006	O'Hagin		
2007/0207725	A1		9/2007	O'Hagin		

OTHER PUBLICATIONS

Specification and Drawings of U.S. Appl. No. 12/465,236, filed. May 13, 2009.

Specification and Drawings of PCT application No. PCT/US09/35346, filed Feb. 26, 2009.

* cited by examiner

Primary Examiner—T. Chase Nelson

Assistant Examiner—David G Muller

(74) *Attorney, Agent, or Firm*—Knobbe Martens Olson & Bear

(57) **CLAIM**

The ornamental design for a roof vent for a composition roof, as shown and described.

DESCRIPTION

FIG. 1 is a top front perspective view of a roof vent for a composition roof;

FIG. 2 is front view thereof;

FIG. 3 is a rear view thereof;

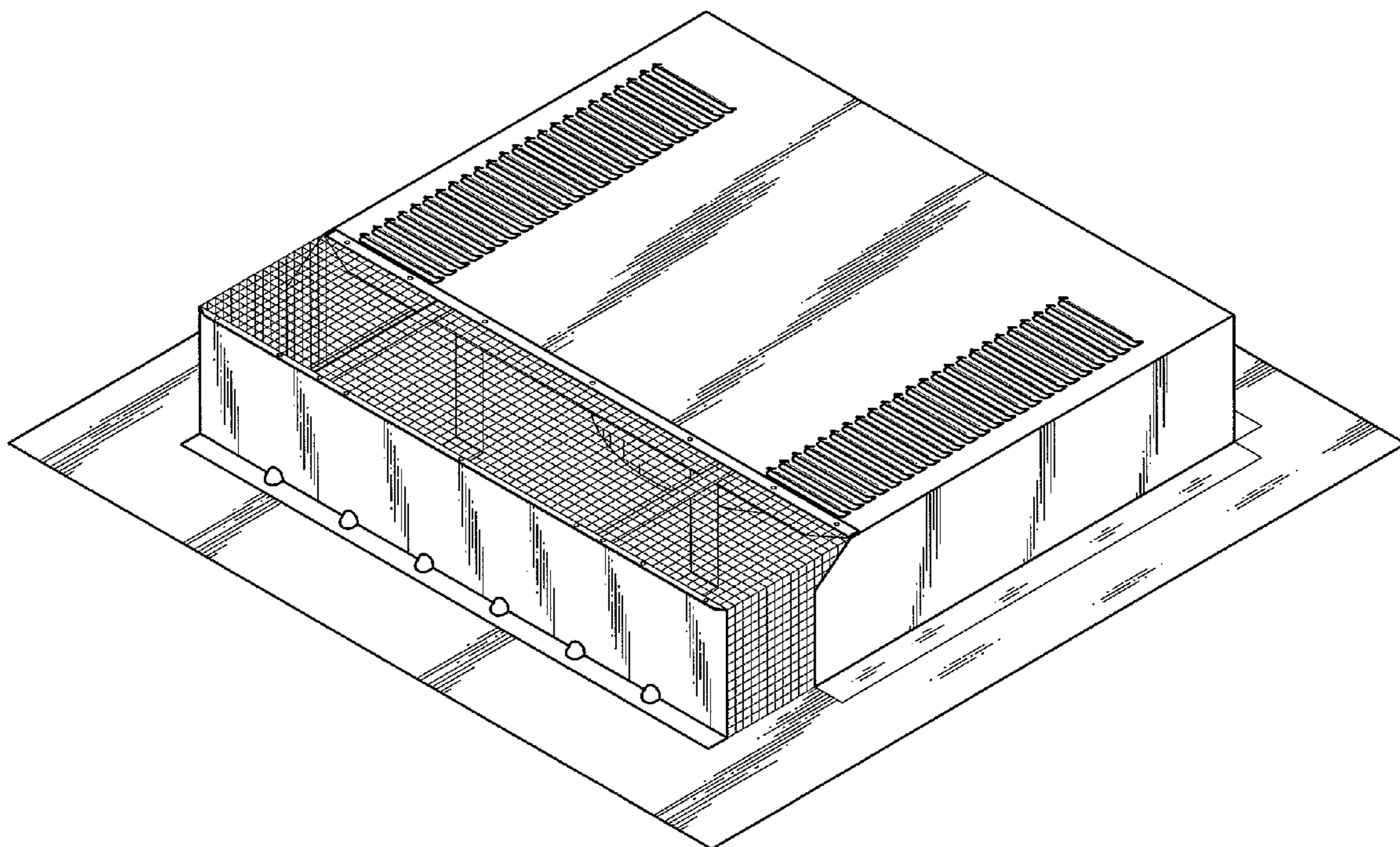
FIG. 4 is a left side view thereof;

FIG. 5 is a right side view thereof;

FIG. 6 is a top view thereof; and,

FIG. 7 is a bottom view thereof.

1 Claim, 5 Drawing Sheets



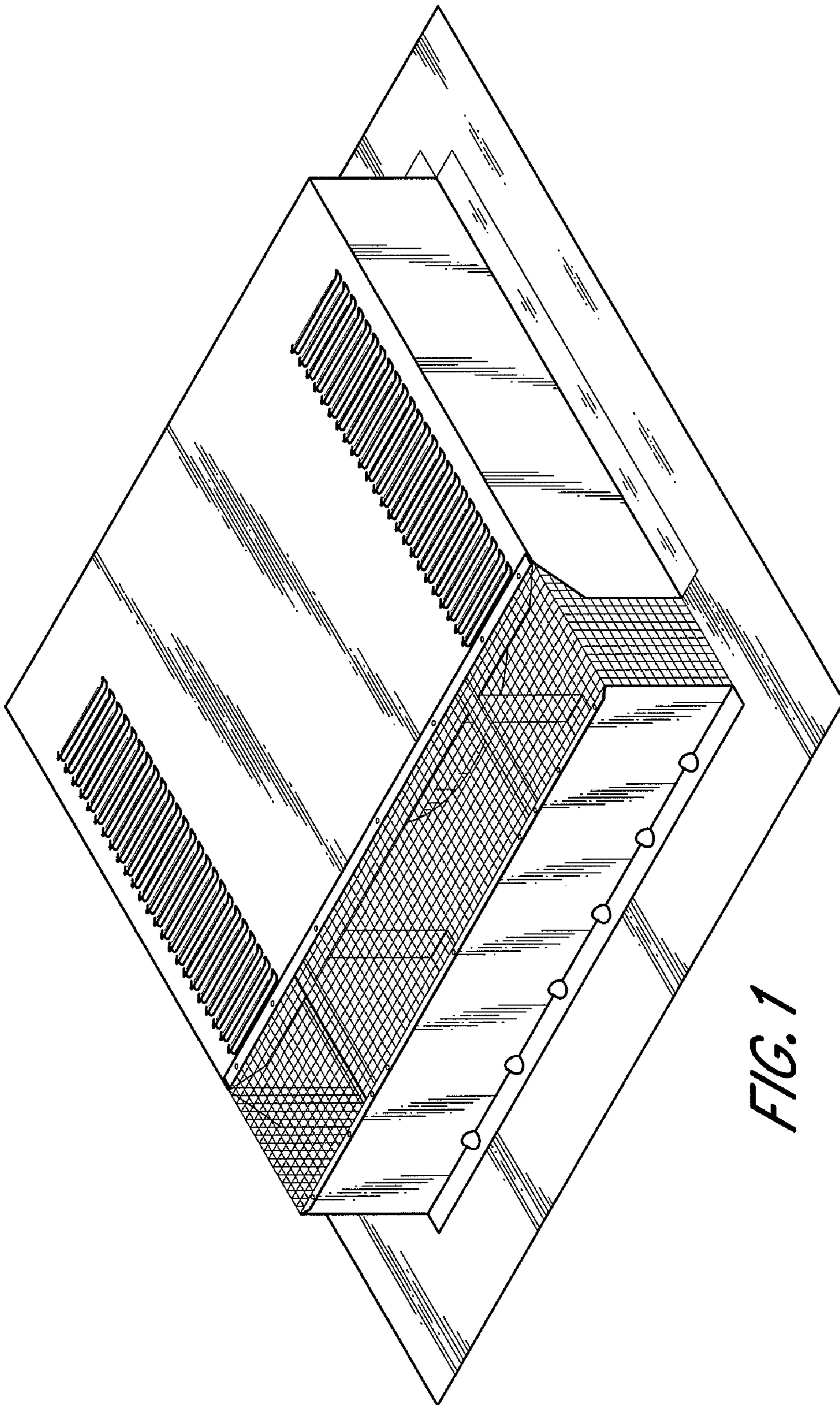


FIG. 1

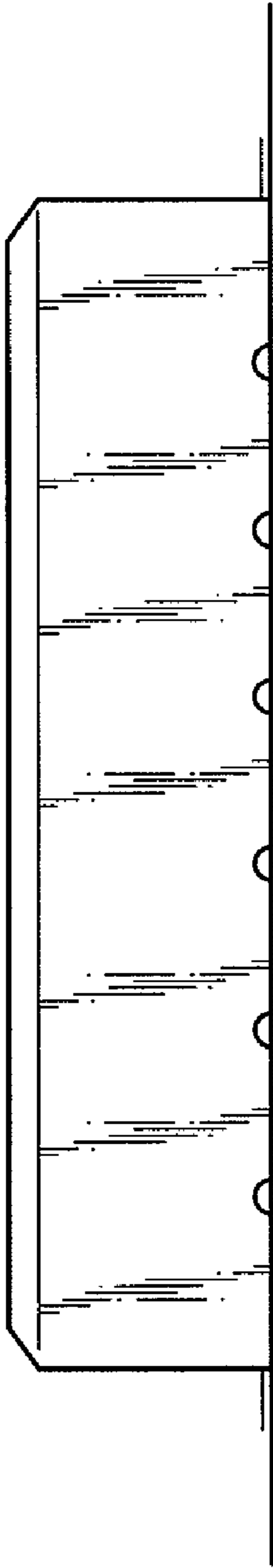


FIG. 2




FIG. 3

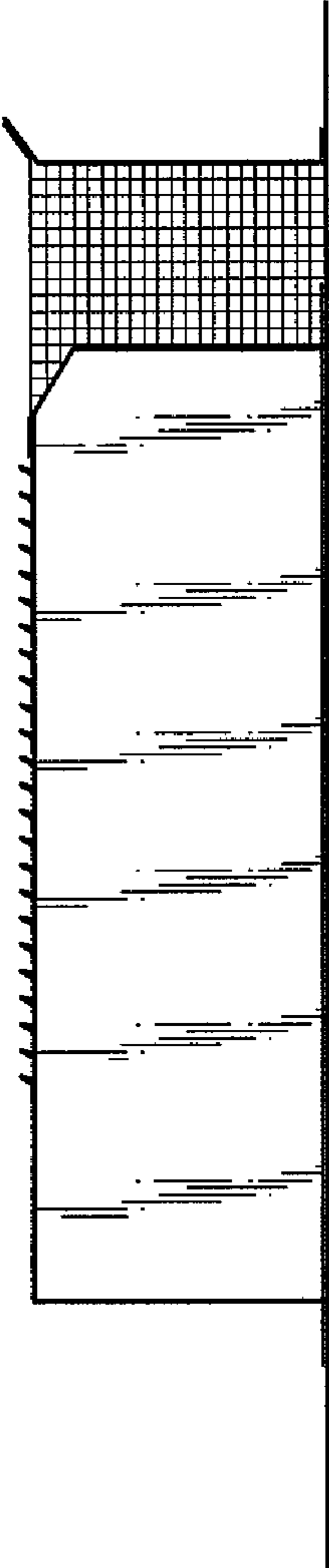


FIG. 4




FIG. 5

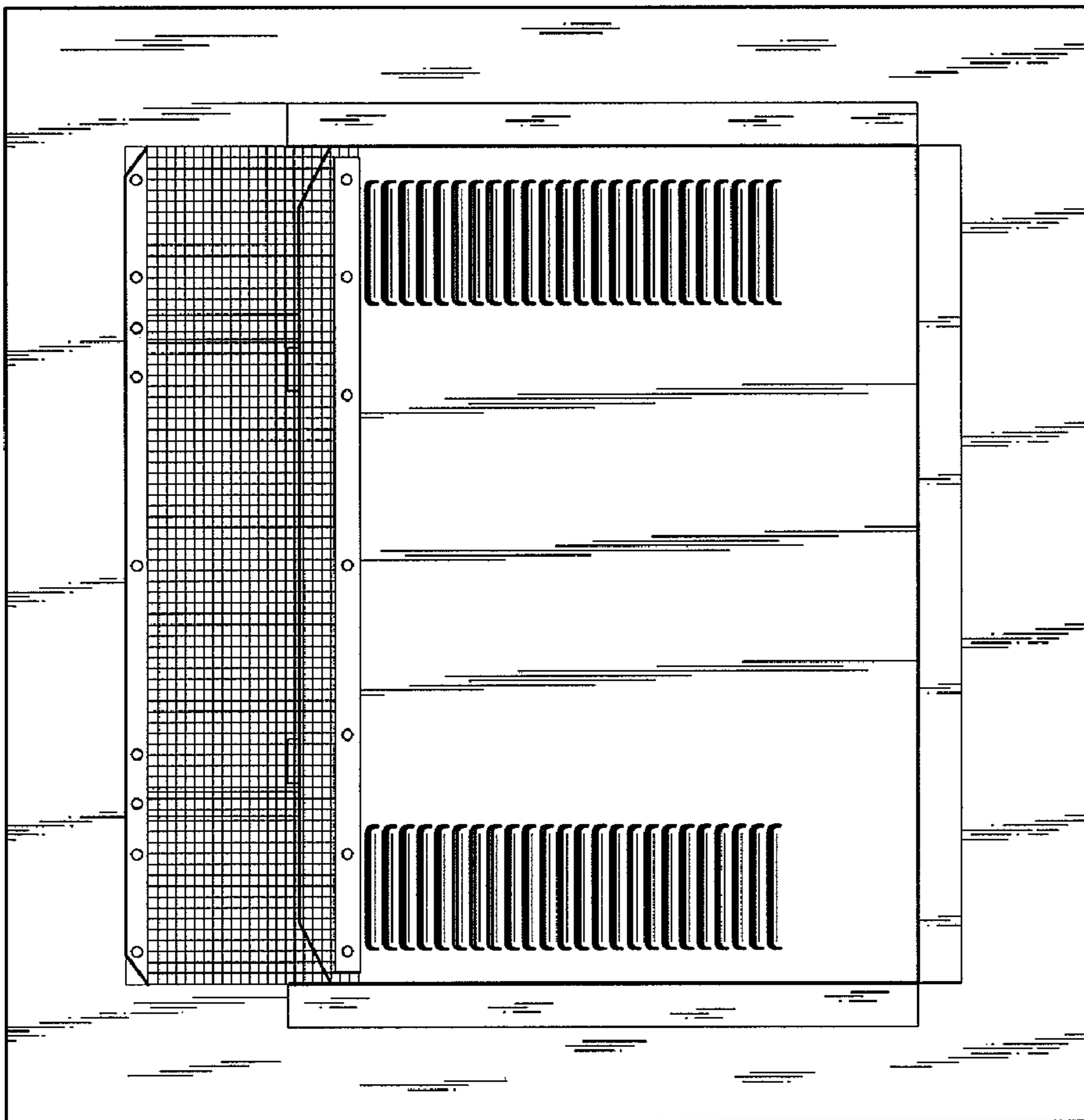


FIG. 6




FIG. 7