



US00D625795S

(12) **United States Design Patent**  
**Sexton**

(10) **Patent No.:** **US D625,795 S**

(45) **Date of Patent:** **\*\* Oct. 19, 2010**

(54) **PORTABLE TOILET SEAT**

6,151,721 A \* 11/2000 Whitfield ..... 4/144.1

(76) Inventor: **Jeffery Dale Sexton**, 305 Steam Mill Rd., Smiths Grove, KY (US) 42171

\* cited by examiner

*Primary Examiner*—Robert A Delehanty

(74) *Attorney, Agent, or Firm*—Kerrick, Stivers, Coyle & Van Zant, PLC.; Laura M. Hagan

(\*\*) Term: **14 Years**

(21) Appl. No.: **29/346,268**

(22) Filed: **Oct. 29, 2009**

(51) **LOC (9) Cl.** ..... **23-02**

(52) **U.S. Cl.** ..... **D23/311**

(58) **Field of Classification Search** ..... D23/303,  
D23/309, 311; 4/243.3, 245.1, 901, 661,  
4/460; 5/604, 122

See application file for complete search history.

(56) **References Cited**

**U.S. PATENT DOCUMENTS**

1,567,484	A *	12/1925	Beard	.....	4/239
2,086,109	A *	7/1937	Albert	.....	4/239
D118,716	S *	1/1940	Zito	.....	D23/311
2,774,079	A *	12/1956	Flatley	.....	5/84.1
3,122,397	A *	2/1964	Mintz	.....	4/484
4,222,133	A	9/1980	Csatary		
5,170,521	A	12/1992	Light		
5,307,526	A	5/1994	Appleby		
5,971,480	A *	10/1999	Maschke	.....	5/122

(57) **CLAIM**

I claim the ornamental design for a portable toilet seat, as shown and described.

**DESCRIPTION**

FIG. 1 is a perspective view of the portable toilet seat, showing my new design;

FIG. 2 is a front elevation view thereof, with a rear elevation view being a mirror image thereof;

FIG. 3 is a top plan view thereof;

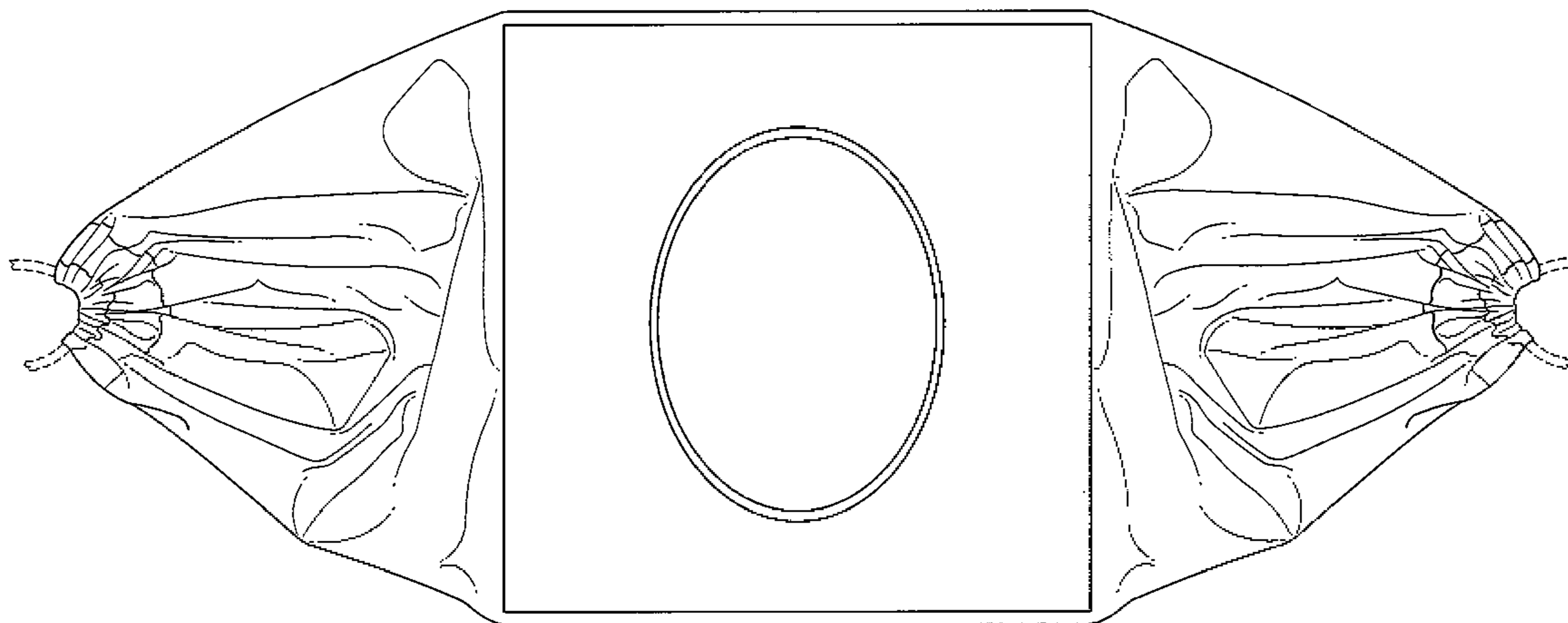
FIG. 4 is a bottom plan view thereof;

FIG. 5 is a right elevation view thereof; and,

FIG. 6 is a left elevation view thereof.

The broken line showing of environment is included for the purpose of illustrating the portable toilet seat and forms no part of the claimed design.

**1 Claim, 5 Drawing Sheets**



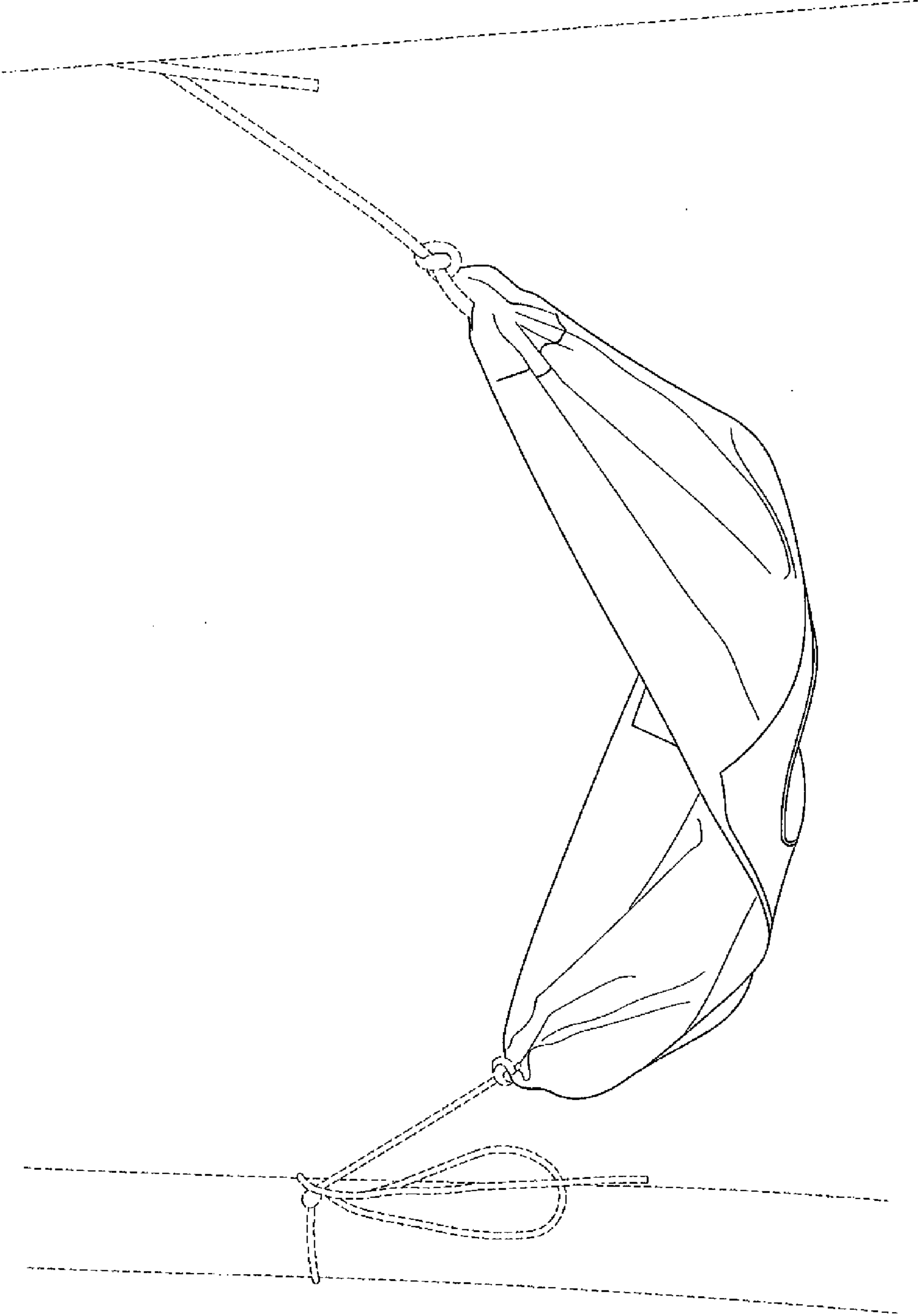


FIG. 1

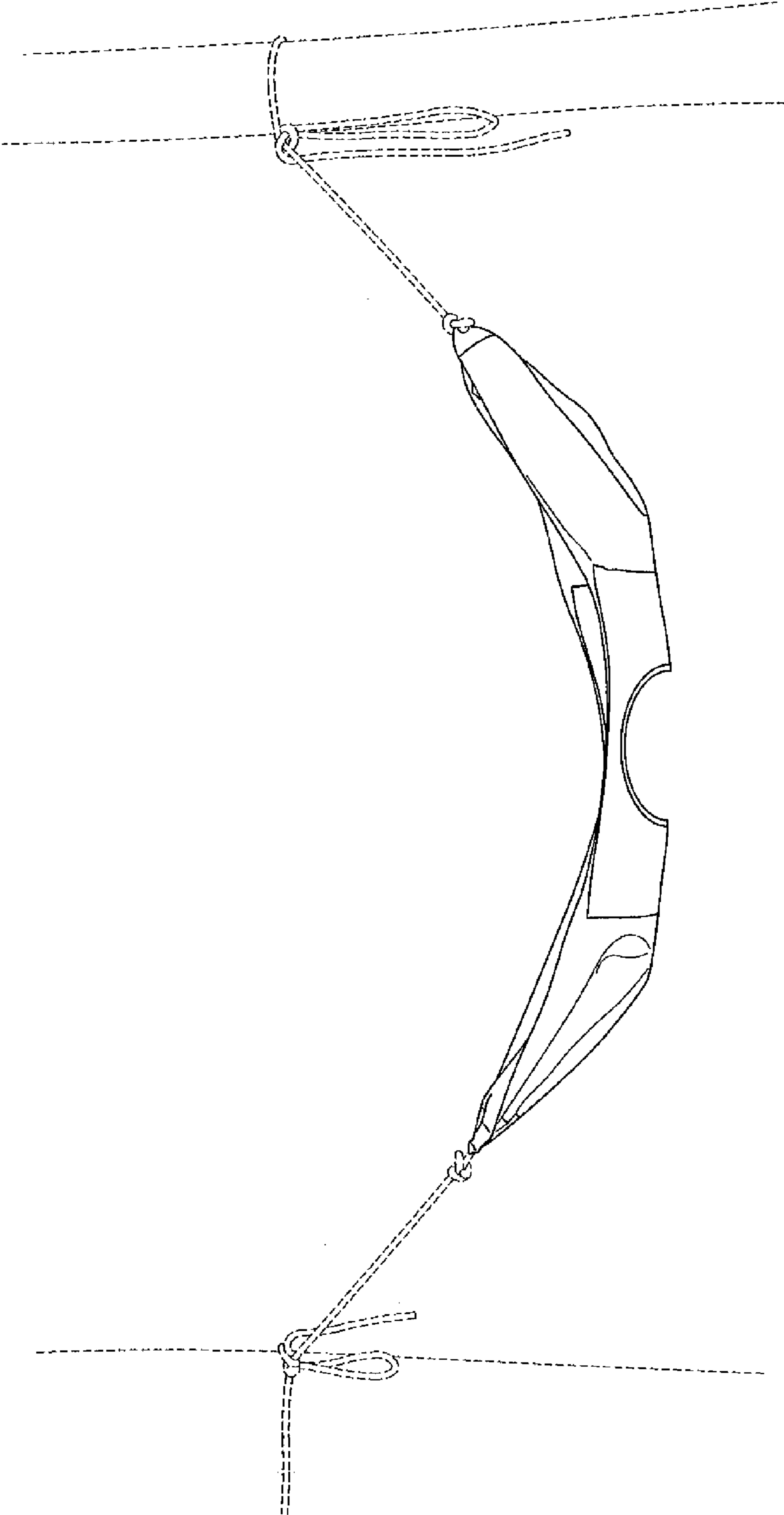


FIG. 2

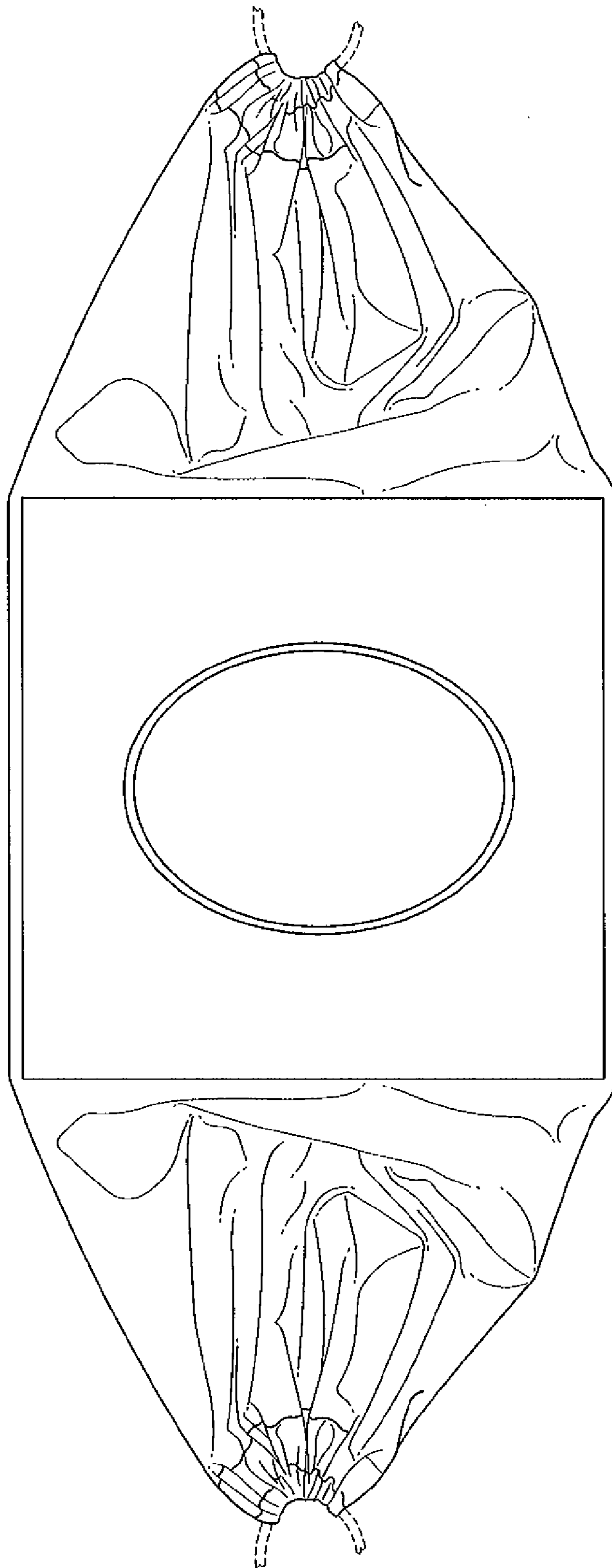


FIG. 3

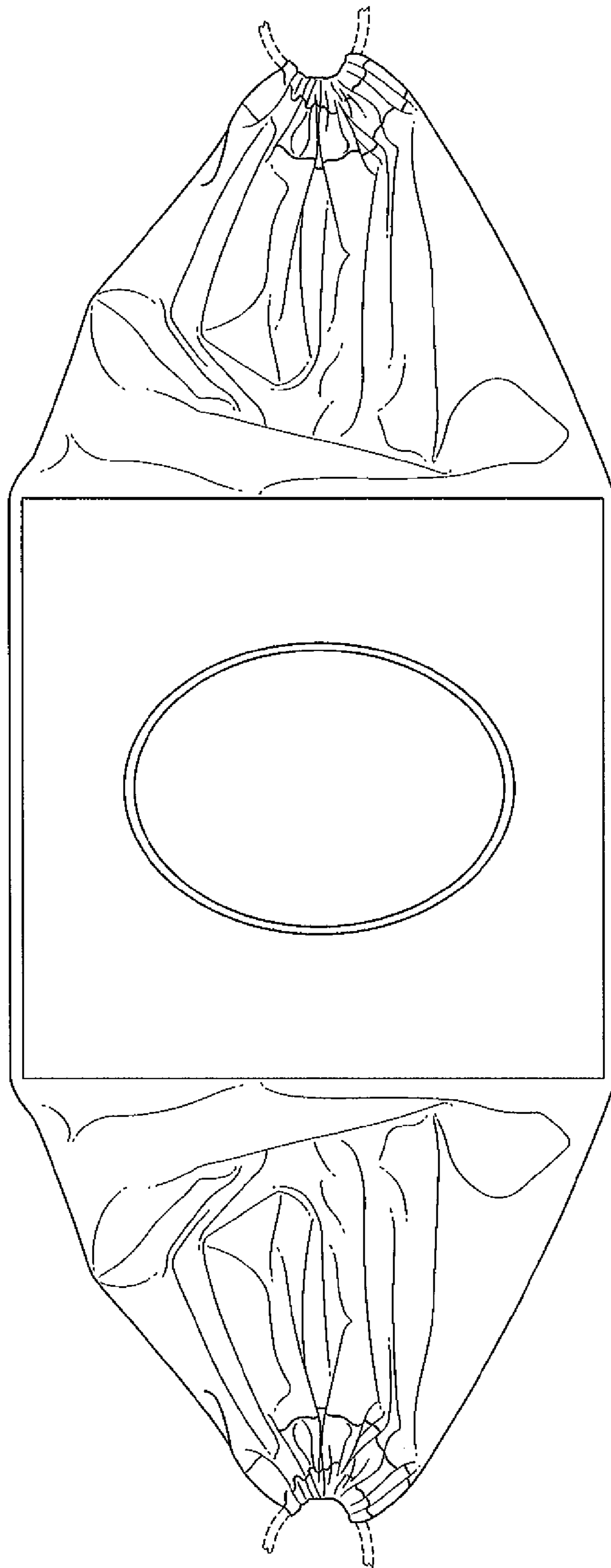


FIG. 4

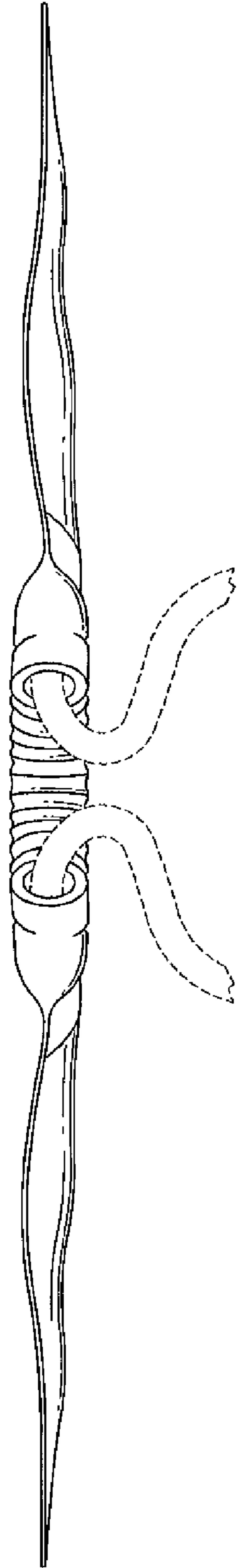


FIG. 5

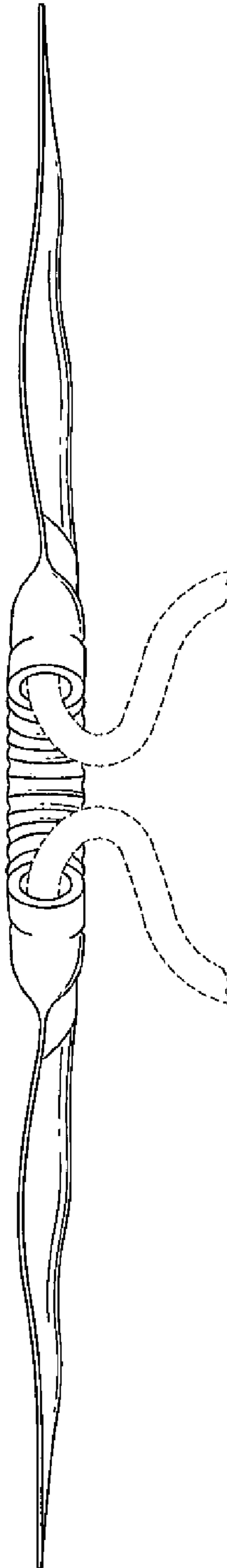


FIG. 6