



US00D625786S

(12) **United States Design Patent**  
**Bowman et al.**

(10) **Patent No.:** **US D625,786 S**

(45) **Date of Patent:** **\*\* \*Oct. 19, 2010**

(54) **PIPE COUPLING**

(75) Inventors: **Matthew A. Bowman**, Palmer, PA (US);  
**Scott D. Madara**, Nazareth, PA (US)

(73) Assignee: **Victaulic Company**, Easton, PA (US)

(\*) Notice: This patent is subject to a terminal disclaimer.

(\*\*) Term: **14 Years**

(21) Appl. No.: **29/361,691**

(22) Filed: **May 13, 2010**

**Related U.S. Application Data**

(62) Division of application No. 29/342,665, filed on Aug. 28, 2009, now Pat. No. Des. 618,314.

(51) **LOC (9) Cl.** ..... **23-01**

(52) **U.S. Cl.** ..... **D23/262**

(58) **Field of Classification Search** ..... D23/259–269;  
285/1, 53, 104–105, 404, 112, 340, 367,  
285/373, 915, 11–12, 7, 177, 394–395, 307,  
285/179, 179.1, 133.11–133.12, 423, 358,  
285/903; 411/5, 10

See application file for complete search history.

(56) **References Cited**

**U.S. PATENT DOCUMENTS**

1,851,574 A	3/1932	Fiederlein
1,905,324 A	4/1933	Walters
1,930,194 A	10/1933	Dillon
2,020,554 A	11/1935	Johnson
D142,057 S	8/1945	Baxter
D168,928 S	3/1953	English
2,650,115 A	8/1953	Hall
2,752,173 A	6/1956	Krooss
3,078,108 A	2/1963	Smith
3,189,969 A	6/1965	Sweet
3,695,638 A	10/1972	Blakeley

3,756,629 A	9/1973	Gibb
3,788,677 A	1/1974	Stade
3,797,836 A	3/1974	Halling
3,964,773 A	6/1976	Stade et al.
4,218,080 A	8/1980	Kendrick
4,408,788 A	10/1983	Beukema

(Continued)

**OTHER PUBLICATIONS**

Asian Sources Hardwares (Apr. 2005), p. 187.

*Primary Examiner*—T. Chase Nelson  
*Assistant Examiner*—Eric L Goodman

(74) *Attorney, Agent, or Firm*—Ballard Spahr LLP

(57) **CLAIM**

We claim the ornamental design for a pipe coupling, as shown and described.

**DESCRIPTION**

FIG. 1 is an isometric view of our design for a pipe coupling;

FIG. 2 is a front view of the design for the pipe coupling shown in FIG. 1, the rear view being identical;

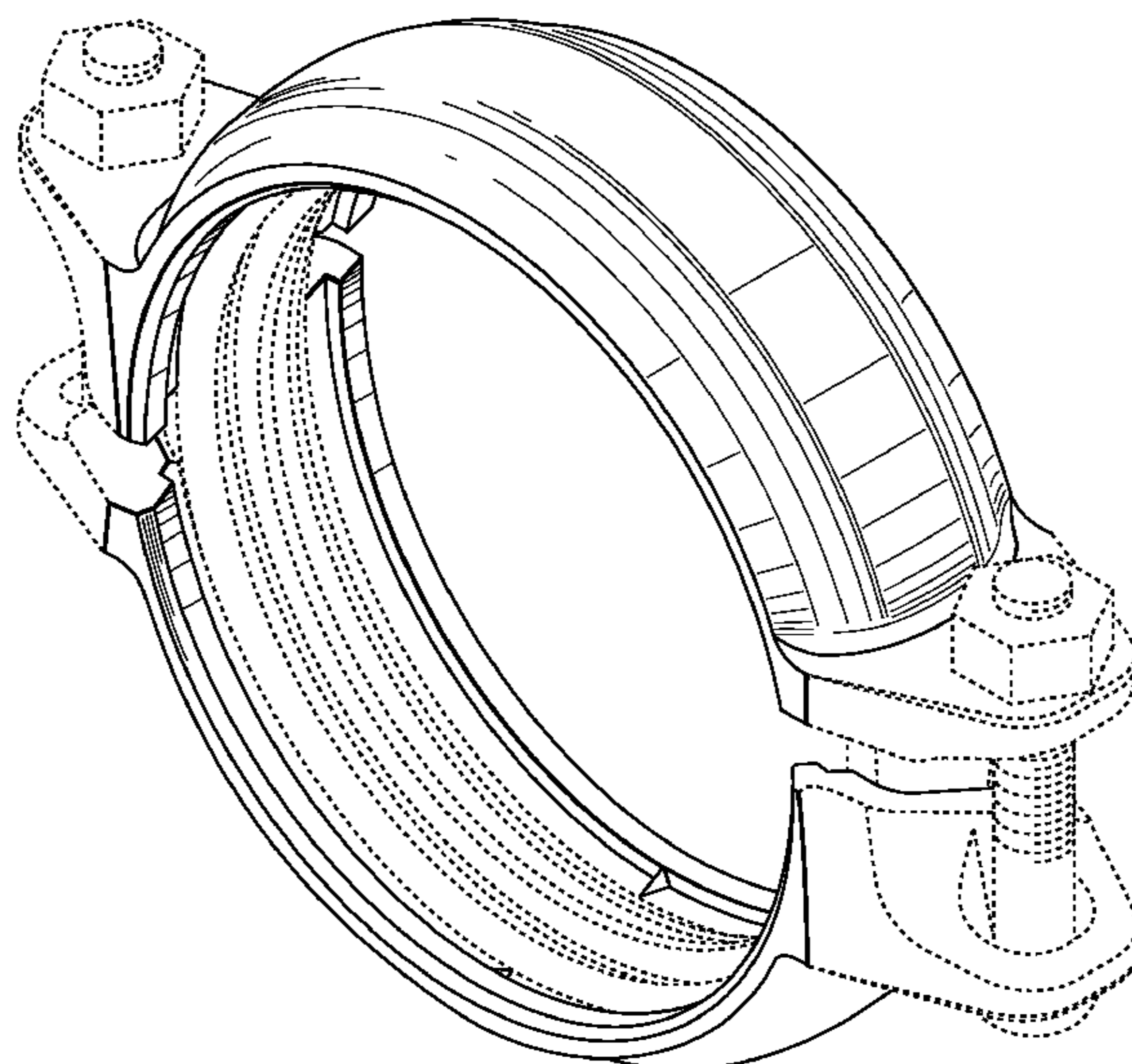
FIG. 3 is a top view of the design for the pipe coupling shown in FIG. 1;

FIG. 4 is a bottom view of the design for the pipe coupling shown in FIG. 1; and,

FIG. 5 is a left side view of the design for the pipe coupling shown in FIG. 1, the right side view being identical.

The broken lines shown in FIGS. 1 through 5 are for illustrative purposes only and form no part of the claimed design.

**1 Claim, 3 Drawing Sheets**



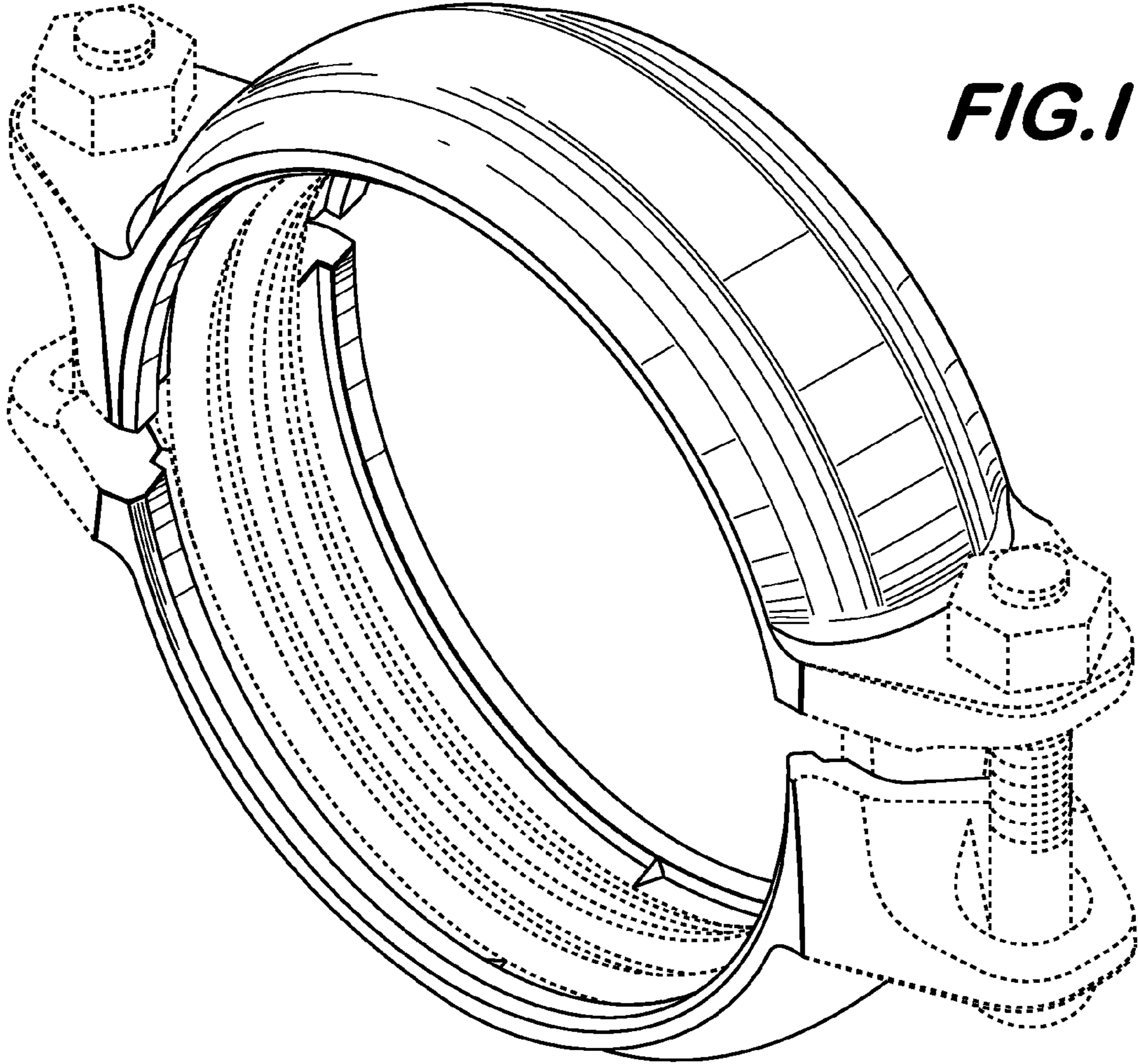
# US D625,786 S

Page 2

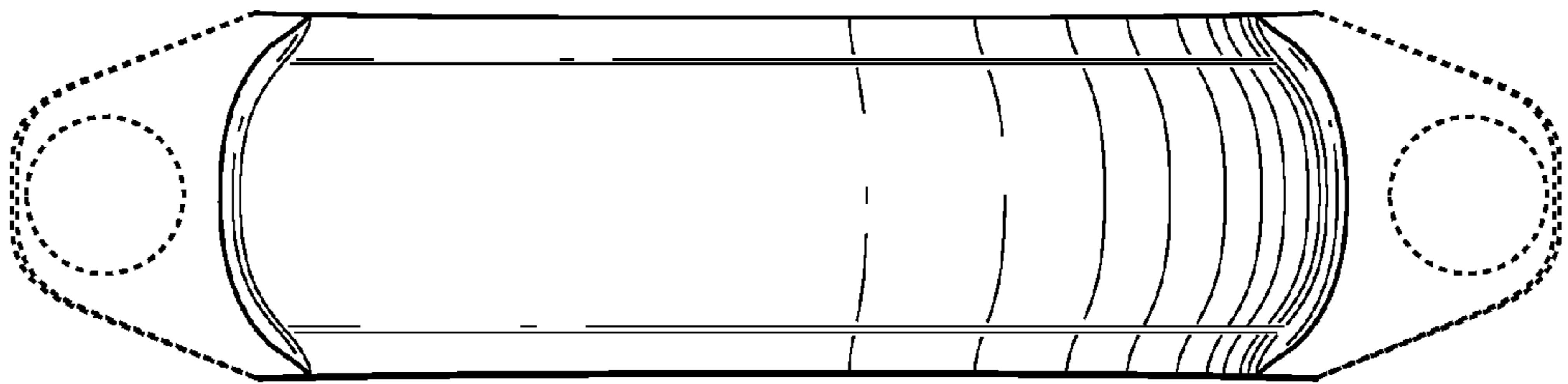
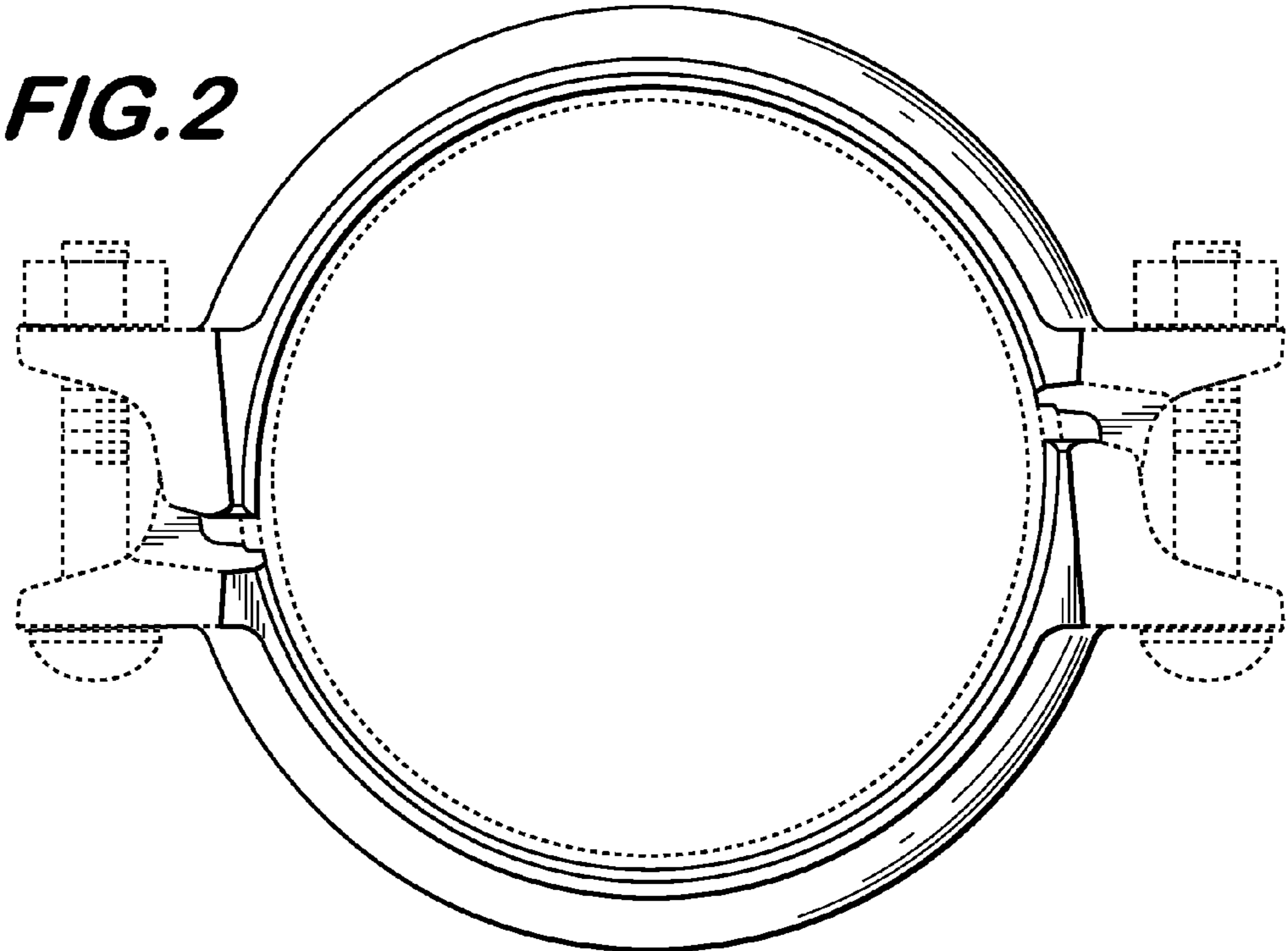
## U.S. PATENT DOCUMENTS

4,417,755	A	11/1983	Gittleman	D583,914	S	12/2008	Pierce et al.	
4,611,839	A	9/1986	Rung et al.	D583,916	S	12/2008	Madara et al.	
D287,532	S	12/1986	Jones et al.	D587,347	S	2/2009	Madara et al.	
4,639,020	A	1/1987	Rung et al.	D587,348	S	2/2009	Madara et al.	
D298,802	S	12/1988	Tekirian	D587,349	S	2/2009	Madara et al.	
4,896,902	A	1/1990	Weston	7,549,681	B1	6/2009	Matzner	
4,966,395	A	10/1990	Hendrickson	D598,077	S	8/2009	Gibb et al.	
5,058,931	A	10/1991	Bowsher	D600,325	S	9/2009	Porter et al.	
5,118,139	A	6/1992	Lott	D600,326	S	9/2009	Gibb et al.	
5,911,446	A	6/1999	McLennan et al.	7,591,055	B2	9/2009	Gibb et al.	
6,076,861	A	6/2000	Ikeda	D605,736	S	12/2009	Porter et al.	
6,170,884	B1	1/2001	McLennan et al.	D611,126	S *	3/2010	Porter et al.	..... D23/262
6,312,025	B1	11/2001	Wolfsdorf	D616,967	S *	6/2010	Madara et al.	..... D23/262
6,626,466	B1	9/2003	Dole	D616,968	S *	6/2010	Bowman et al.	..... D23/262
7,090,259	B2	8/2006	Dole	D618,312	S *	6/2010	Madara et al.	..... D23/262
D558,307	S	12/2007	Gibb et al.	D618,313	S *	6/2010	Madara et al.	..... D23/262
D560,764	S	1/2008	Gibb et al.	2004/0036291	A1	2/2004	Dole	
D568,451	S	5/2008	Gibb et al.	2005/0242584	A1	11/2005	Matzner	
D568,970	S	5/2008	Gibb et al.	2005/0242585	A1	11/2005	Dole et al.	
D568,971	S	5/2008	Gibb et al.	2005/0253383	A1	11/2005	Gibb et al.	
D570,458	S	6/2008	Gibb et al.	2008/0048444	A1	2/2008	Porter et al.	
7,401,819	B2	7/2008	Gibb et al.	2008/0272595	A1	11/2008	Gibb et al.	
D583,444	S	12/2008	Nagle et al.	2010/0102549	A1 *	4/2010	Radzik	..... 285/112

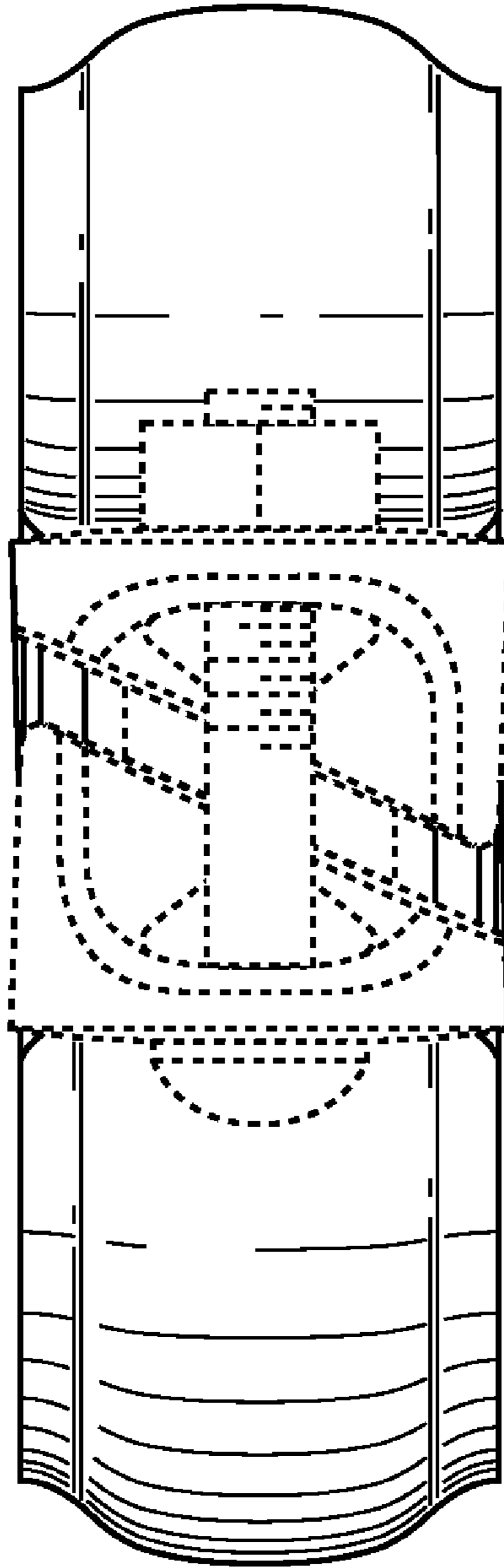
\* cited by examiner



**FIG. 1**



**FIG. 4**



***FIG. 5***