



US00D625774S

(12) **United States Design Patent**
Nirenberg

(10) **Patent No.:** **US D625,774 S**
(45) **Date of Patent:** **** Oct. 19, 2010**

(54) **FUEL TANK**

7,357,379 B2 4/2008 Asano et al.

(75) Inventor: **David Nirenberg**, Jefferson City, TN
(US)

FOREIGN PATENT DOCUMENTS
EP 0114585 A2 8/1984

(73) Assignee: **Unified Marine, Inc.**, Newport, TN (US)

(**) Term: **14 Years**

(21) Appl. No.: **29/355,343**

(22) Filed: **Feb. 5, 2010**

OTHER PUBLICATIONS

Atwood 6-Gallon Fuel Tanks, <<http://www.attwoodmarine.com/products/parts.asp?productid=797&path=fuel&category=5>ype=1&group=0&subgroup=0&categoryname=Fuel+Systems&typename=Portable+Fuel+Fittings&headername=Portable+Fuel+Fittings>>, Oct. 18, 2000.

Tempo Above Deck Plastic Fuel Tanks, <http://www.tempoproducts.com/2004/ad_fuel_tanks2.html>, Aug. 13, 2004.

Scepter Portable Topside Tanks, <http://www.sceptermarine.com/marine_fuel_tanks/oem/>, Jul. 4, 2007.

Nissan Fuel Tanks, <http://www.nissanmarine.com/accessories/fuel_tanks.html>, Sep. 11, 2007.

* cited by examiner

Related U.S. Application Data

(63) Continuation of application No. 29/335,405, filed on Apr. 15, 2009, now Pat. No. Des. 609,776.

(51) **LOC (9) Cl.** **23-01**

(52) **U.S. Cl.** **D23/211.1**

(58) **Field of Classification Search** D23/211,
D23/211.1; D9/516, 527, 528, 563, 572,
D9/575; 215/383, 384, 396, 398; 220/318,
220/674

See application file for complete search history.

Primary Examiner—Shanda C Hill

(74) *Attorney, Agent, or Firm*—Jacox, Meckstroth & Jenkins

(57) **CLAIM**

The ornamental design for a fuel tank, as shown and described.

(56) **References Cited**

U.S. PATENT DOCUMENTS

| | | | | |
|----------------|---------|-------------------|-------|-----------|
| D205,166 S * | 6/1966 | Price | | D9/527 |
| D305,353 S | 1/1990 | Thomas | | |
| D358,330 S * | 5/1995 | Kahl | | D23/211.1 |
| D358,548 S * | 5/1995 | Platte | | D9/527 |
| D386,240 S * | 11/1997 | Howseman, Jr. | | D23/211.1 |
| 5,794,559 A | 8/1998 | Graham | | |
| D485,189 S * | 1/2004 | Montalbano et al. | | D9/528 |
| D514,940 S * | 2/2006 | Darr et al. | | D9/527 |
| 7,182,214 B2 * | 2/2007 | Darr et al. | | 215/398 |

DESCRIPTION

FIG. 1 is a perspective view of a fuel tank showing my new design;

FIG. 2 is a front view thereof;

FIG. 3 is a right side view thereof;

FIG. 4 is a rear view thereof;

FIG. 5 is a left side view thereof;

FIG. 6 is a top view thereof; and,

FIG. 7 is a bottom view thereof.

1 Claim, 2 Drawing Sheets

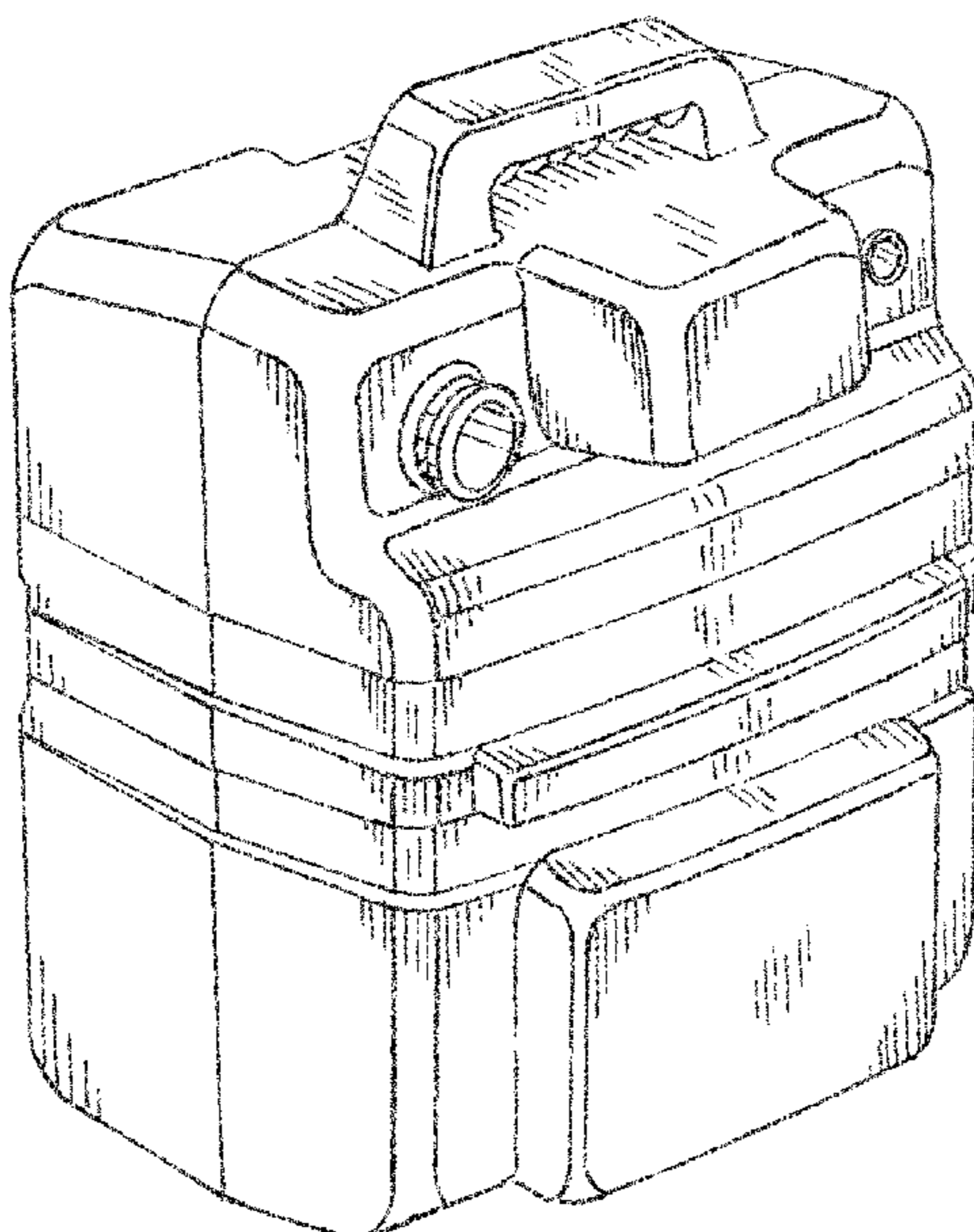


FIG-1

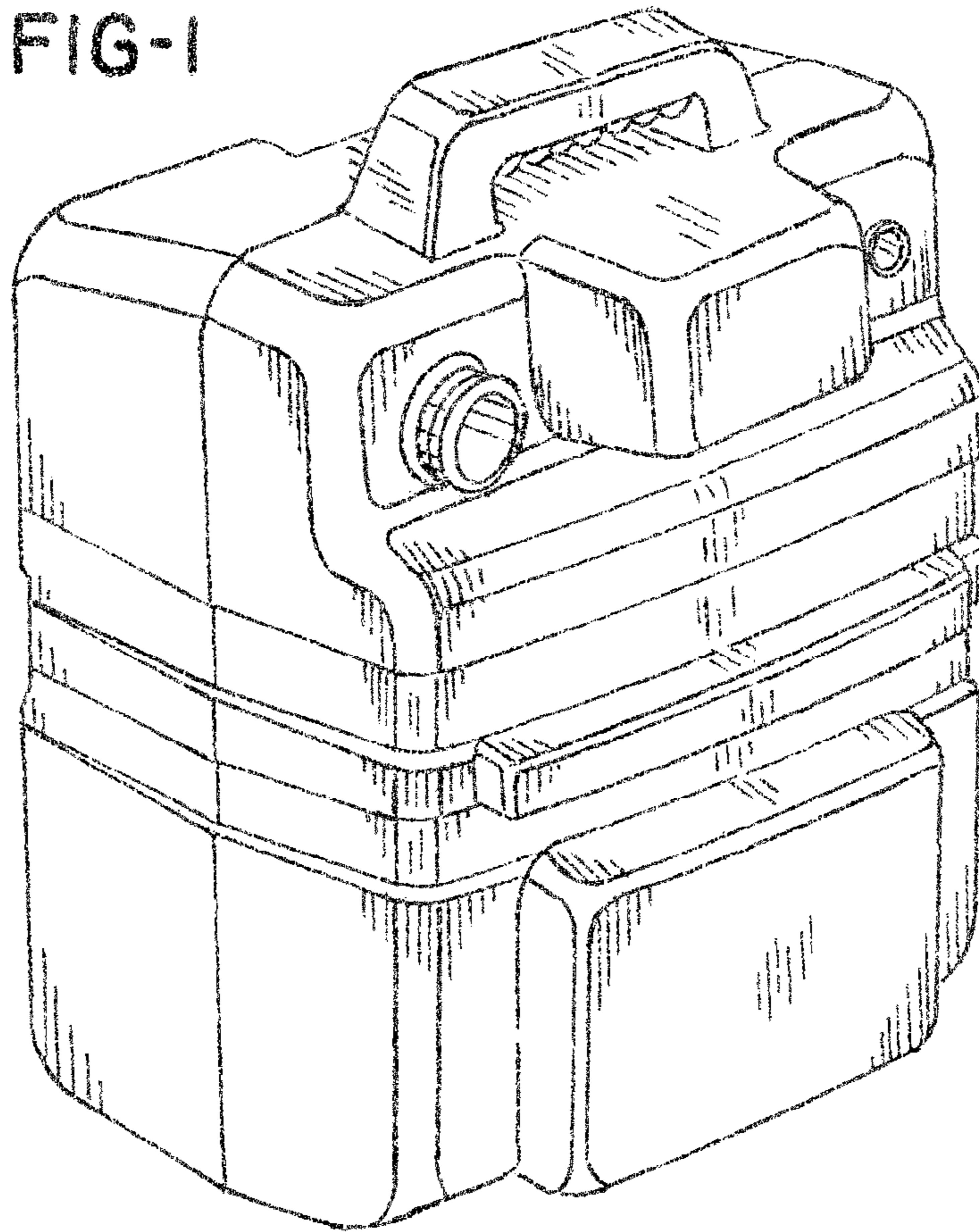


FIG-2

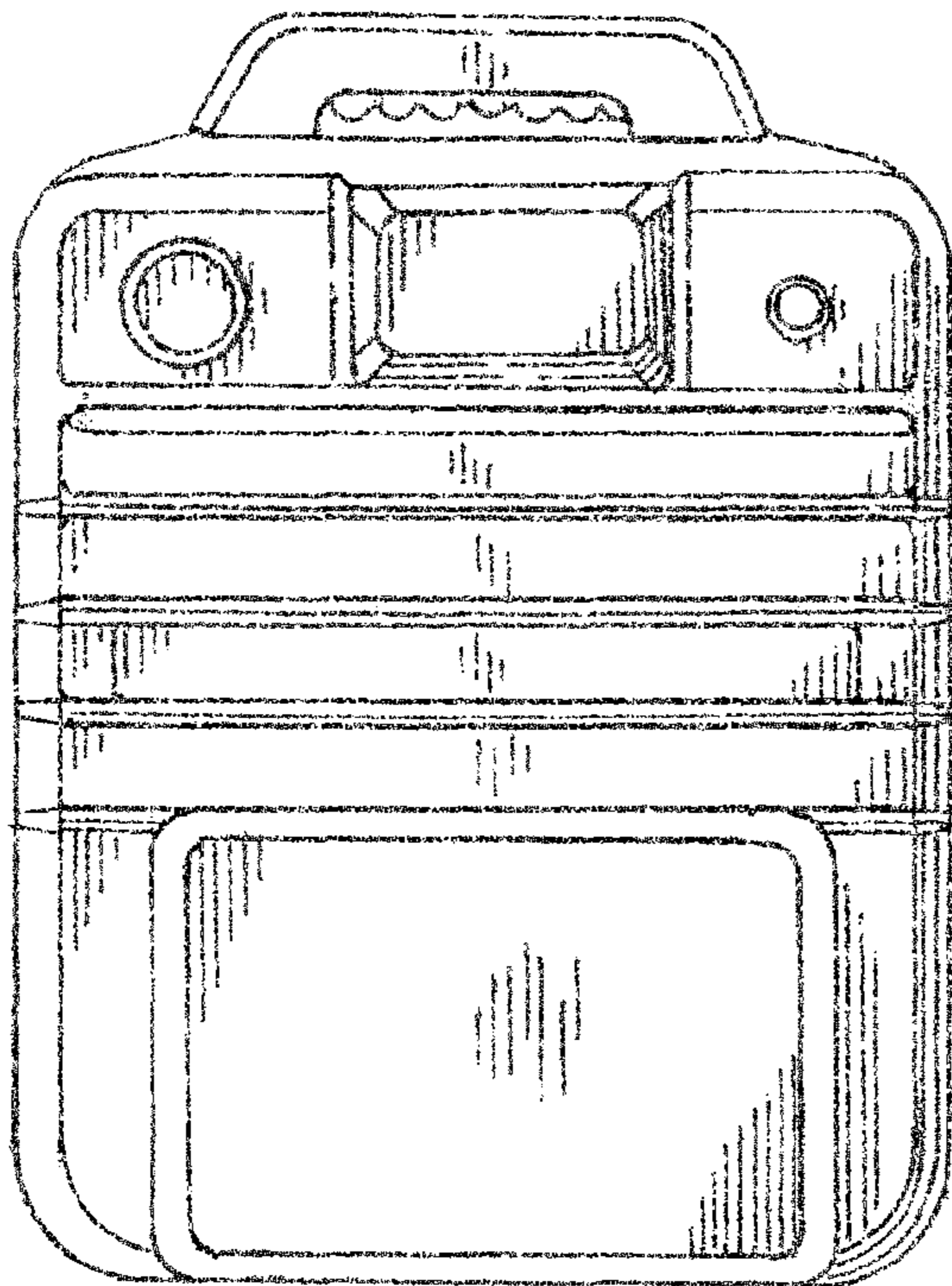


FIG-3

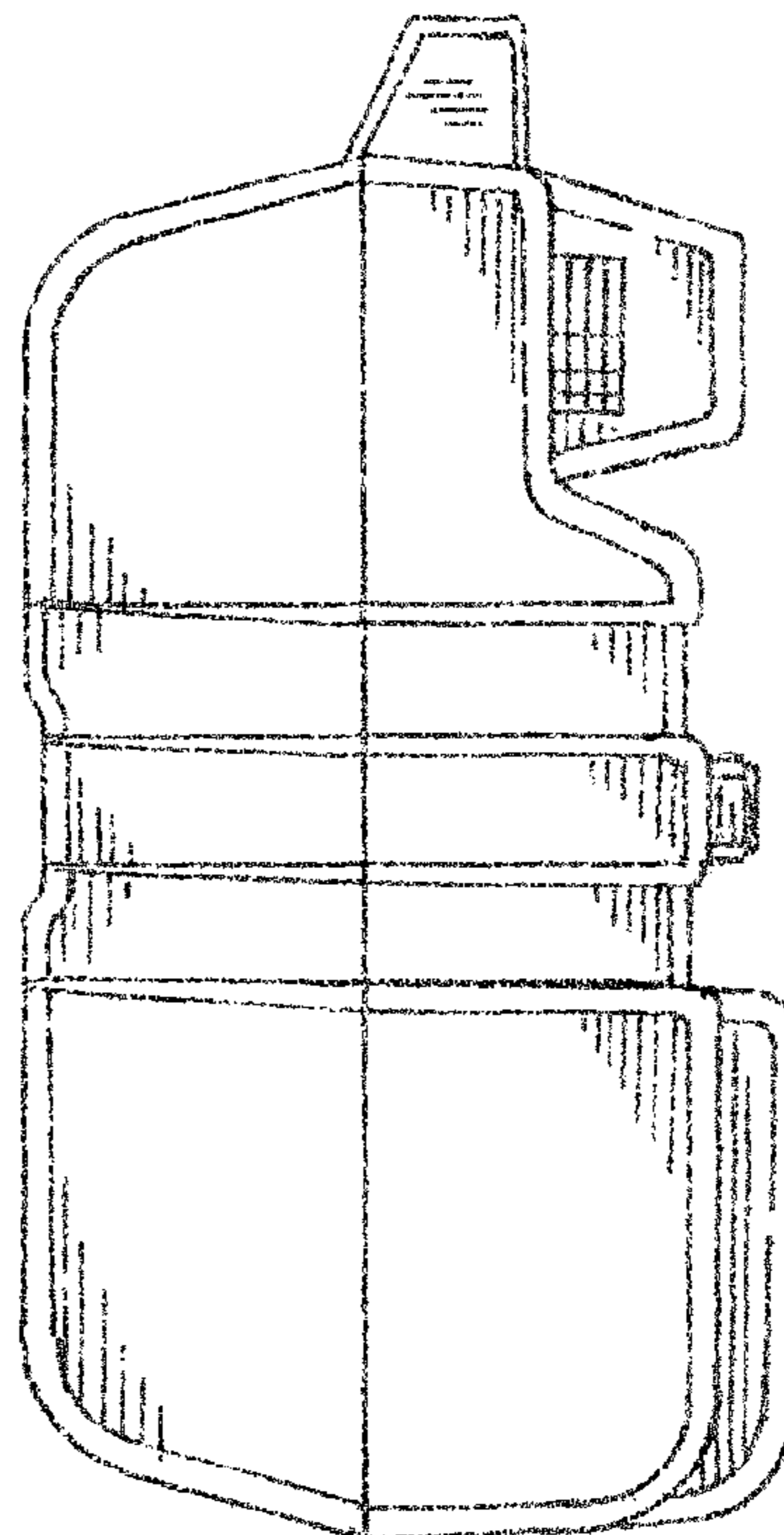


FIG-4

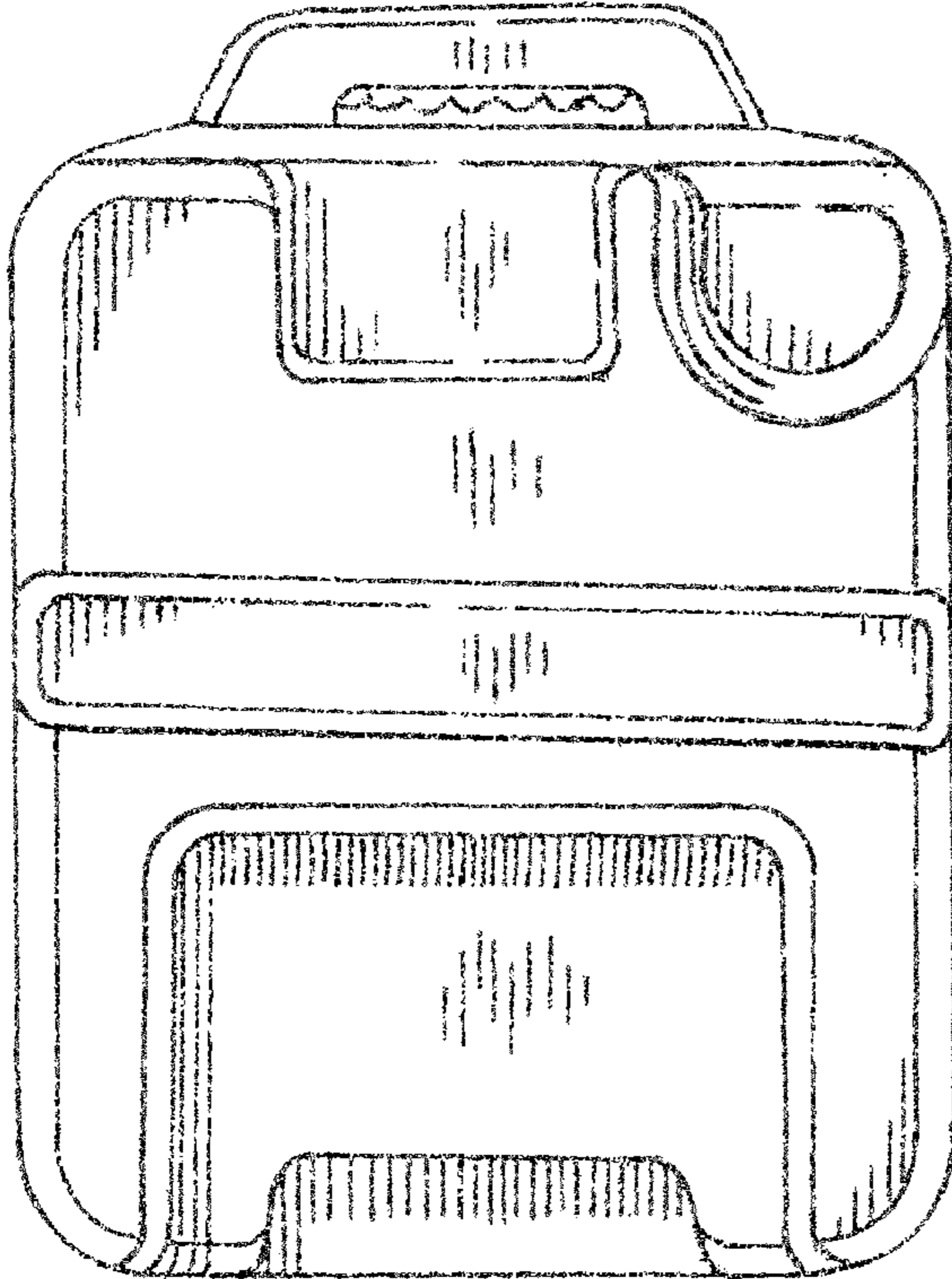


FIG-5

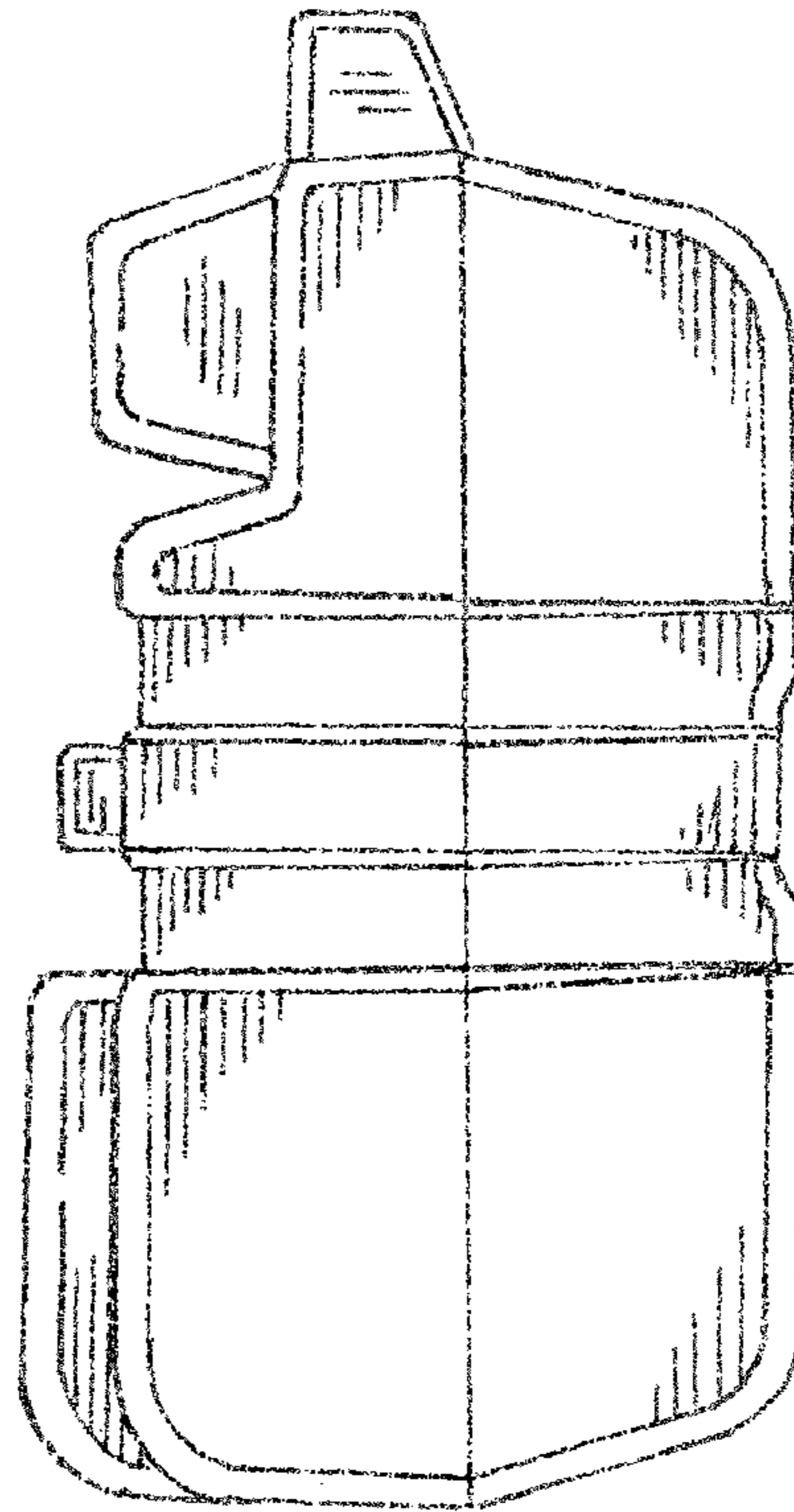


FIG-6

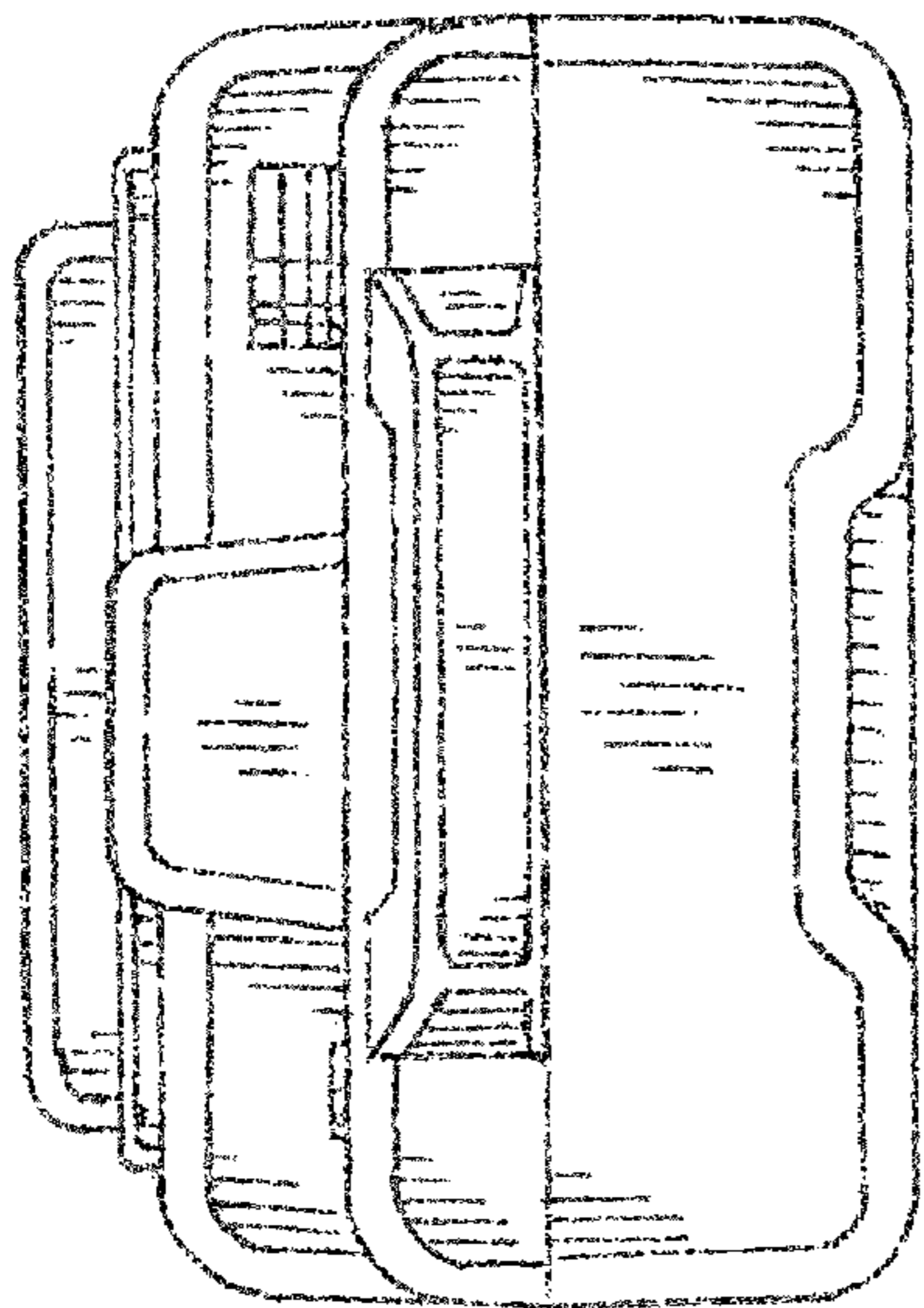


FIG-7

