



(12) **United States Design Patent**  
**Cacioppo et al.**

(10) **Patent No.:** **US D625,730 S**  
(45) **Date of Patent:** **\*\* Oct. 19, 2010**

(54) **RECEIVER**

(75) Inventors: **Christopher M. Cacioppo**, Somerville, MA (US); **Manuel Perez**, Somerville, MA (US); **Hector Padilla**, Chelsea, MA (US); **Timothy Higgins**, Somerville, MA (US); **Louis Frank Genatossio**, Shrewsbury, MA (US); **Rick Burnham**, Gloucester, MA (US); **Dan DeOreo**, Manchester, MA (US)

(73) Assignee: **Sanford, L.P.**, Oak Brook, IL (US)

(\*\*) Term: **14 Years**

(21) Appl. No.: **29/352,994**

(22) Filed: **Dec. 30, 2009**

(51) **LOC (9) Cl.** ..... **14-02**

(52) **U.S. Cl.** ..... **D14/435.1**

(58) **Field of Classification Search** ..... D14/356, D14/411, 433, 435.1, 436, 137, 155, 167, D14/168, 203.1-203.8, 240, 242, 299, 480.1-480.7, D14/484.1, 140, 218, 358, 217, 238.1; D3/201, D3/273; D13/107, 108, 149, 184, 168; 710/300, 710/301; 439/131, 135-147; 361/679.31, 361/679.33, 679.4, 752; 711/100, 115; 360/69; 379/220.01, 221.01-221.02, 25, 93.09, 93.15, 379/93.14, 156, 900; 455/550.1, 557  
See application file for complete search history.

(56) **References Cited**

**U.S. PATENT DOCUMENTS**

D341,567 S *	11/1993	Acker et al.	.....	D13/110
D460,041 S *	7/2002	Tsay et al.	.....	D13/107
D541,275 S *	4/2007	Lai	.....	D14/358
7,249,959 B2 *	7/2007	Pettersson et al.	.....	439/142
7,301,596 B1 *	11/2007	Morganstern et al.	.....	349/131
D556,752 S *	12/2007	Otsuka	.....	D14/356
D558,763 S *	1/2008	Morganstern et al.	.....	D14/356
D566,709 S *	4/2008	Kim	.....	D14/356
D611,944 S *	3/2010	Kujawski et al.	.....	D14/435.1
2008/0156871 A1 *	7/2008	Fidalgo et al.	.....	235/382
2008/0316697 A1 *	12/2008	Zhu	.....	361/684
2009/0033621 A1 *	2/2009	Quinn et al.	.....	345/158

**OTHER PUBLICATIONS**

Design Registration Application No. 001084073-0002 [Europe], registered on Feb. 6, 2009.\*

Design Registration Application No. 000791660-0001 [Europe], registered on Sep. 18, 2007.\*

Design Registration No. 300435932.0000 [Korea], filed on Apr. 24, 2006, registered on Dec. 27, 2006.\*

Design Registration No. 300470825.0000 [Korea], filed on Apr. 19, 2007, registered on Nov. 23, 2007.\*

\* cited by examiner

*Primary Examiner*—Cathron C Brooks

*Assistant Examiner*—Karen E Kearney

(74) *Attorney, Agent, or Firm*—Marshall, Gerstein & Borun LLP

(57) **CLAIM**

The ornamental design for a receiver, as shown and described.

**DESCRIPTION**

FIG. 1 is a perspective view showing our new design for a receiver;

FIG. 2 is a front view of the receiver of FIG. 1;

FIG. 3 is a back view of the receiver of FIG. 1;

FIG. 4 is a left side view of the receiver of FIG. 1;

FIG. 5 is a right side view of the receiver of FIG. 1;

FIG. 6 is a top plan view of the receiver of FIG. 1;

FIG. 7 is a bottom plan view of the receiver of FIG. 1;

FIG. 8 is a perspective view of a second embodiment of the receiver of FIG. 1;

FIG. 9 is a front view of the receiver of FIG. 8;

FIG. 10 is a back view of the receiver of FIG. 8;

FIG. 11 a left side view of the receiver of FIG. 8;

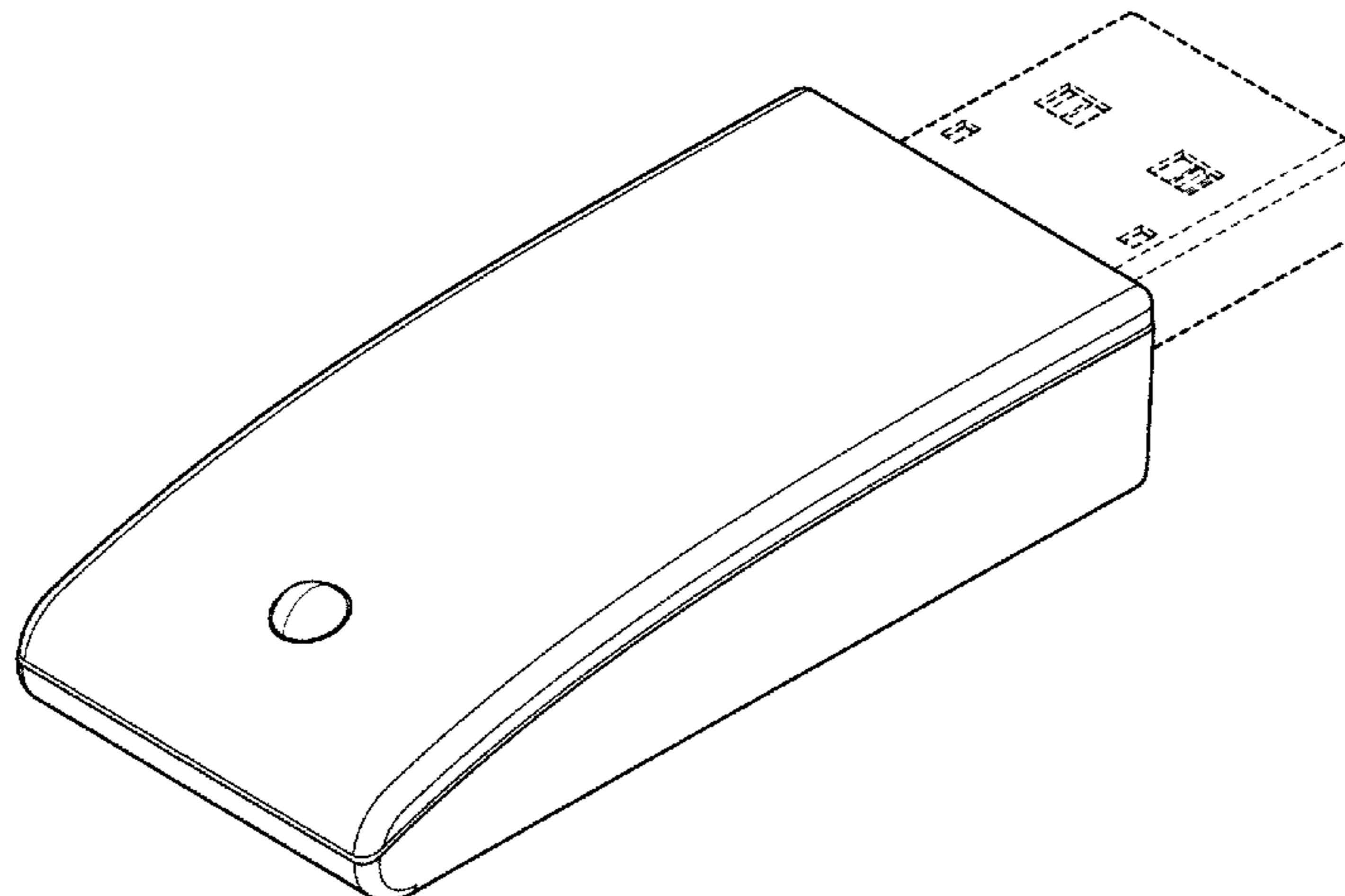
FIG. 12 is a right side view of the receiver of FIG. 8;

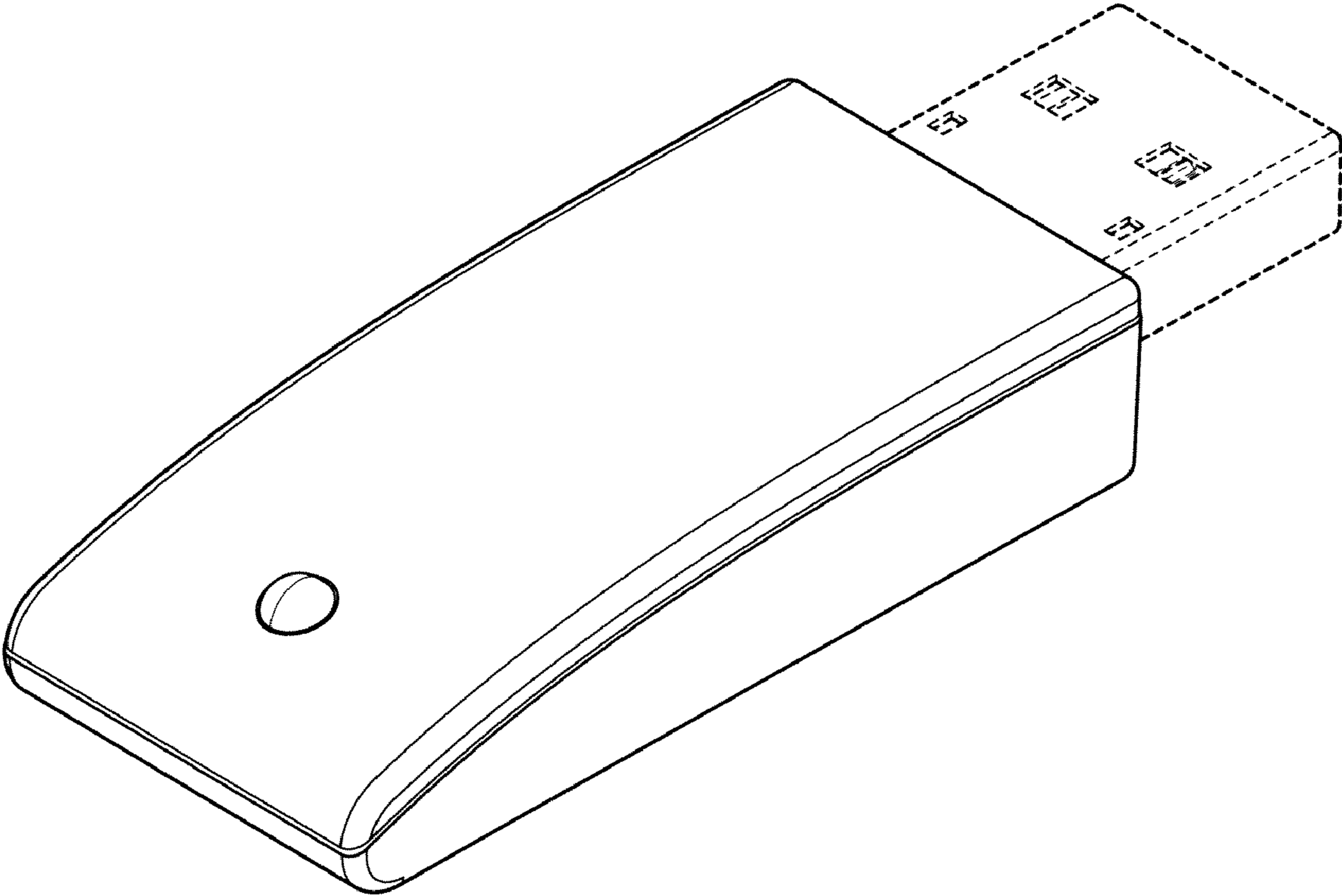
FIG. 13 is a top plan view of the receiver of FIG. 8; and,

FIG. 14 is a bottom plan view of the receiver of FIG. 8.

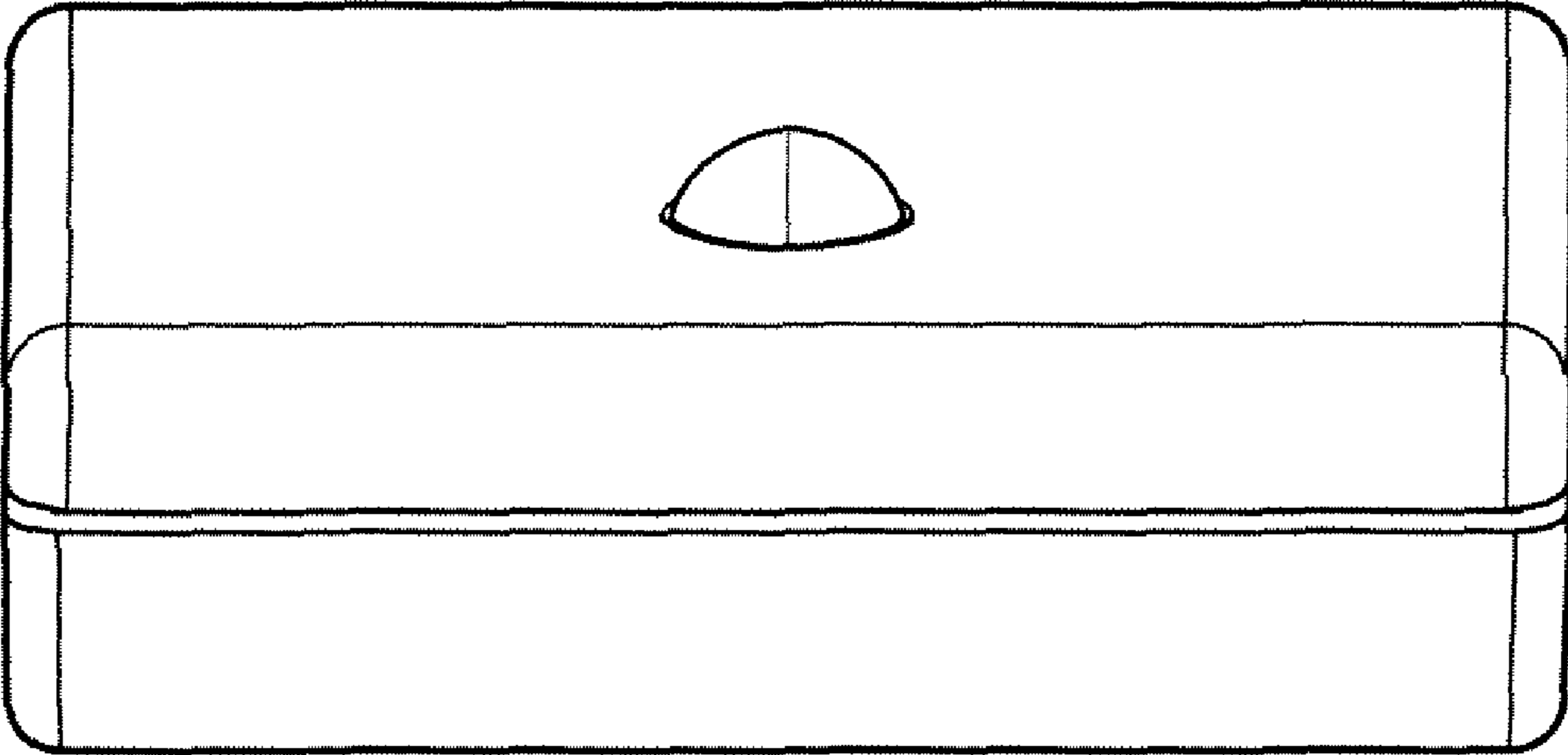
The dashed lines showing portions of the connector in FIGS. 1-7 and showing the connector and portions of the body in FIGS. 8-14 are for the purpose of illustrating unclaimed portions and form no part of the claimed design.

**1 Claim, 12 Drawing Sheets**

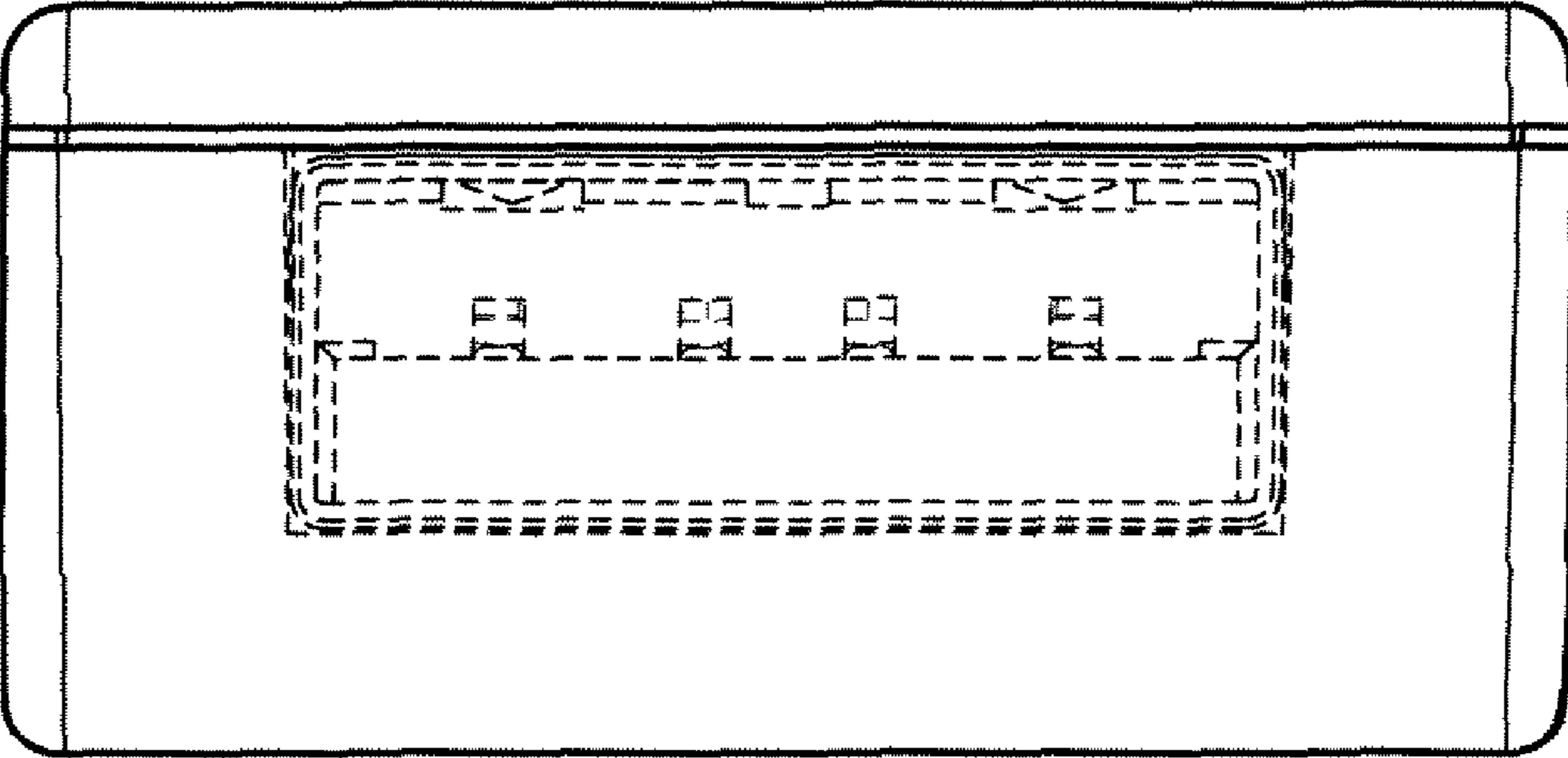




**FIG. 1**



**FIG. 2**



**FIG. 3**




FIG. 4






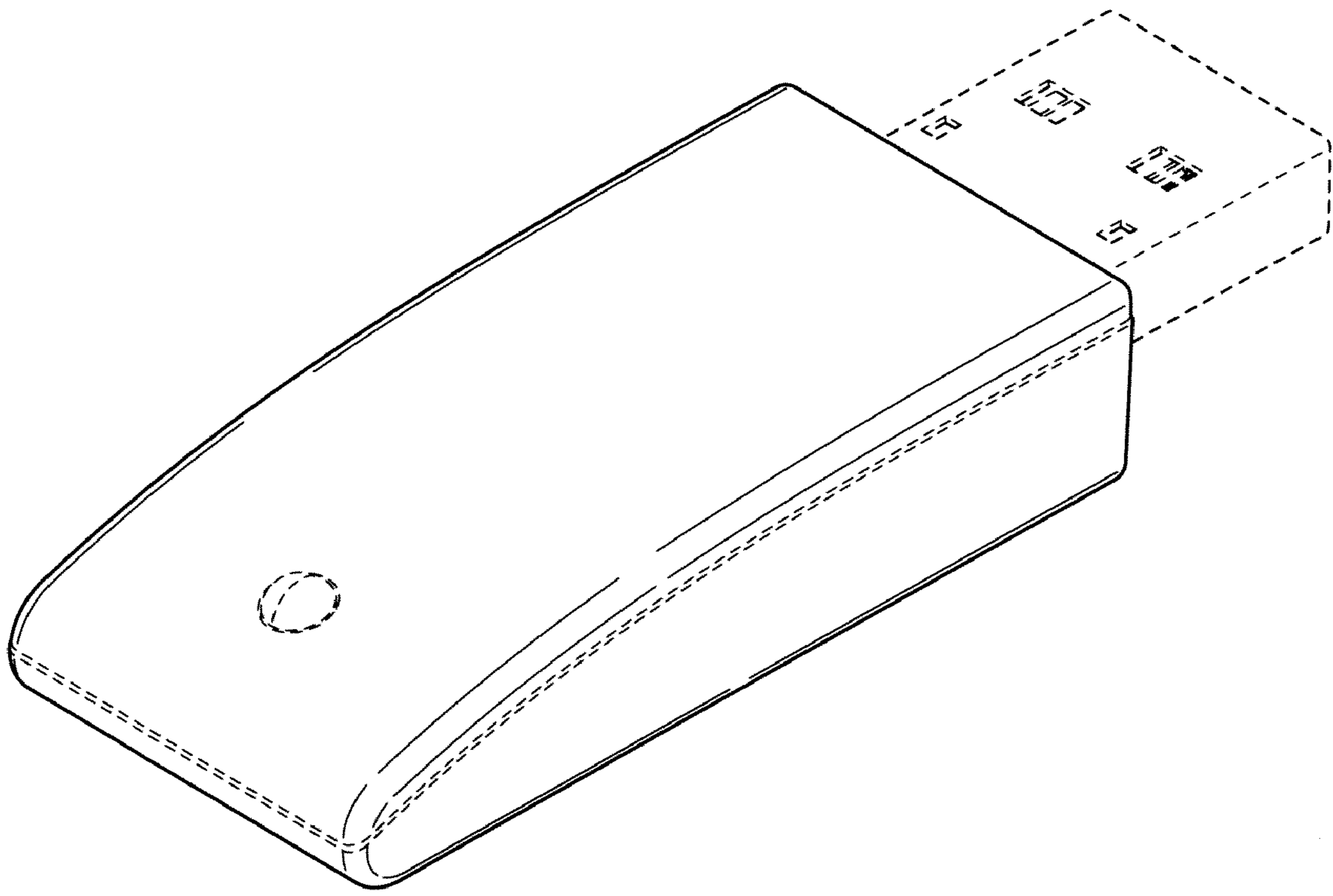
FIG. 5



**FIG. 6**

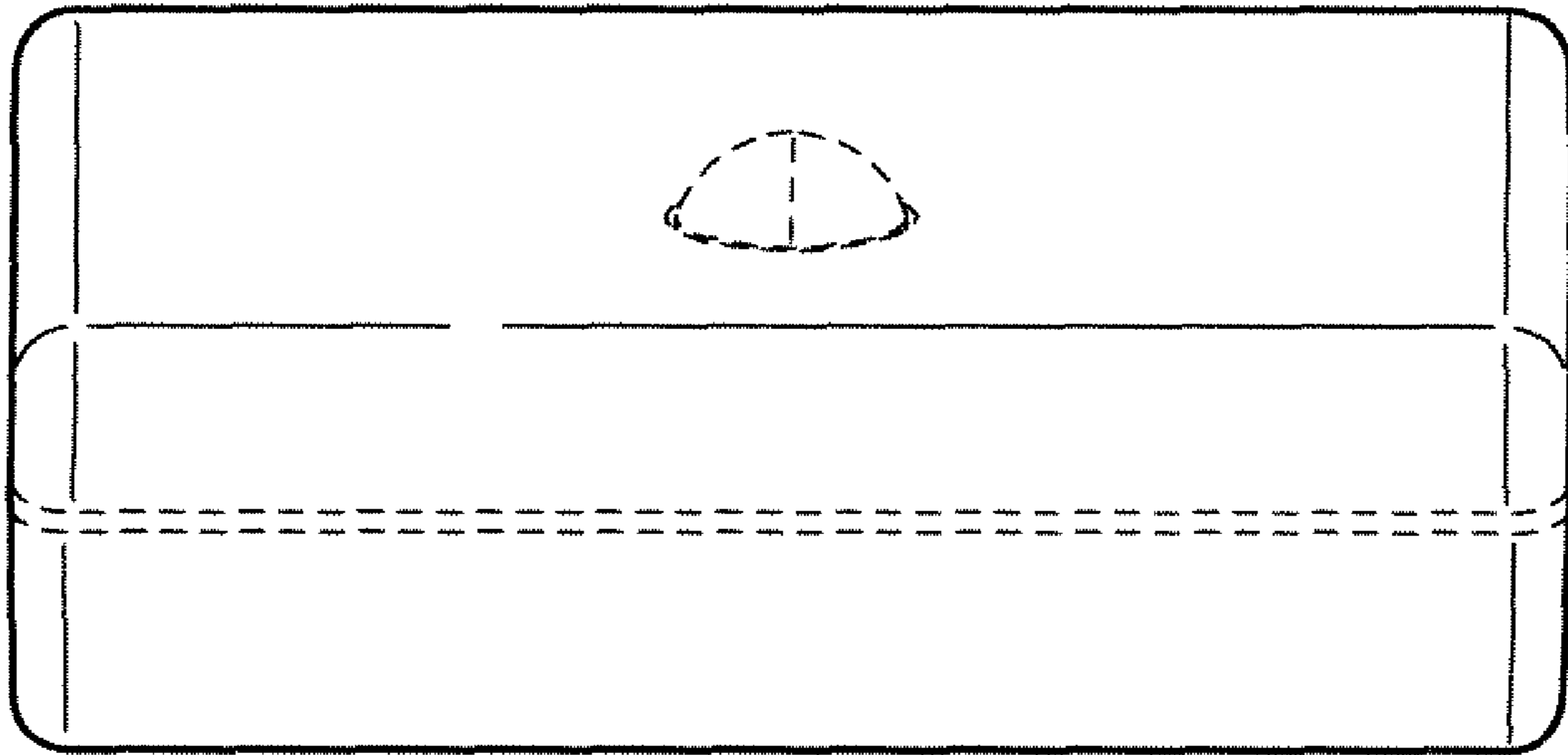


**FIG. 7**




**FIG. 8**





**FIG. 9**



**FIG. 10**

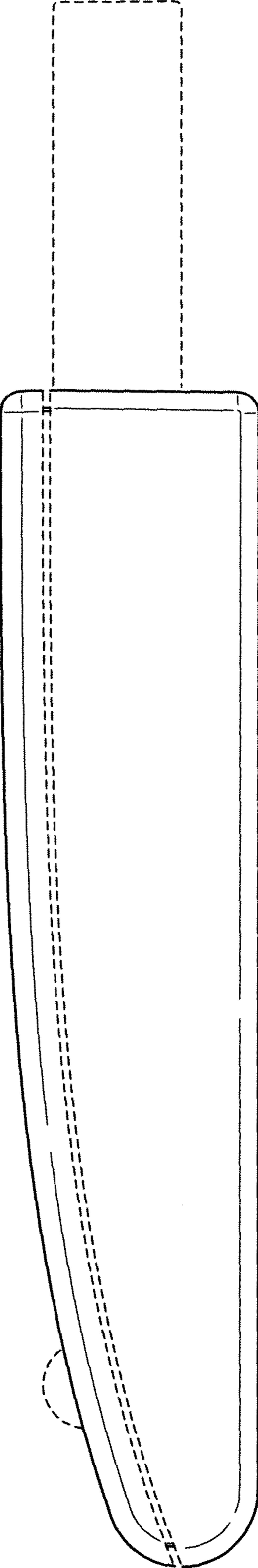


FIG. 11

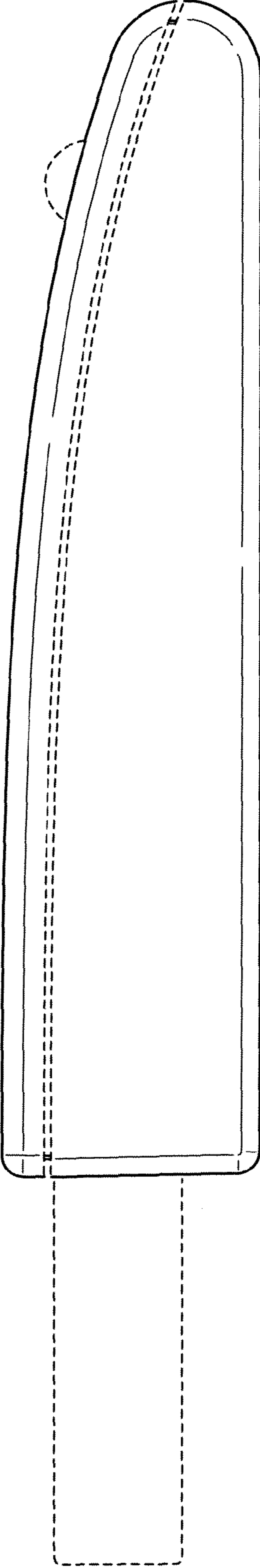




FIG. 12



**FIG. 13**



**FIG. 14**