



US00D625687S

(12) **United States Design Patent**
James et al.

(10) **Patent No.:** **US D625,687 S**
(45) **Date of Patent:** **** Oct. 19, 2010**

(54) **DISPLAY PANEL FOR BATTERY JUMPSTART**

D507,192 S * 7/2005 Schroeder et al. D10/60
D563,908 S * 3/2008 Kohler et al. D13/171
D572,192 S * 7/2008 Zhu D13/122

(75) Inventors: **Chad James**, Spartanburg, SC (US);
Richard Hulden, Taylors, SC (US)

* cited by examiner

(73) Assignee: **International Specialty Services, Inc.**,
Travelers Rest, SC (US)

Primary Examiner—Prabhakar Deshmukh

Assistant Examiner—Derrick Holland

(74) *Attorney, Agent, or Firm*—J Bennett Mullinax LLC

(**) Term: **14 Years**

(57) **CLAIM**

(21) Appl. No.: **29/348,744**

The ornamental design for a display panel for battery jumpstart, as shown and described.

(22) Filed: **Feb. 3, 2010**

(51) **LOC (9) Cl.** **13-01**

(52) **U.S. Cl.** **D13/122**

(58) **Field of Classification Search** D13/122,
D13/101, 107, 110, 118, 119, 162, 164, 199;
D10/40, 60, 103, 123; D14/483, 487; 200/296,
200/302.1, 314, 317, 322, 341; 700/17, 83
See application file for complete search history.

DESCRIPTION

FIG. 1 is a perspective view of a display panel for battery jumpstart showing our new design;

FIG. 2 is another perspective view thereof, shown in environmental use;

FIG. 3 is a top plan view thereof;

FIG. 4 is a bottom plan view thereof;

FIG. 5 is a front elevation view thereof;

FIG. 6 is a rear elevation view thereof;

FIG. 7 is a left side elevation view thereof; and,

FIG. 8 is a right side elevation view thereof.

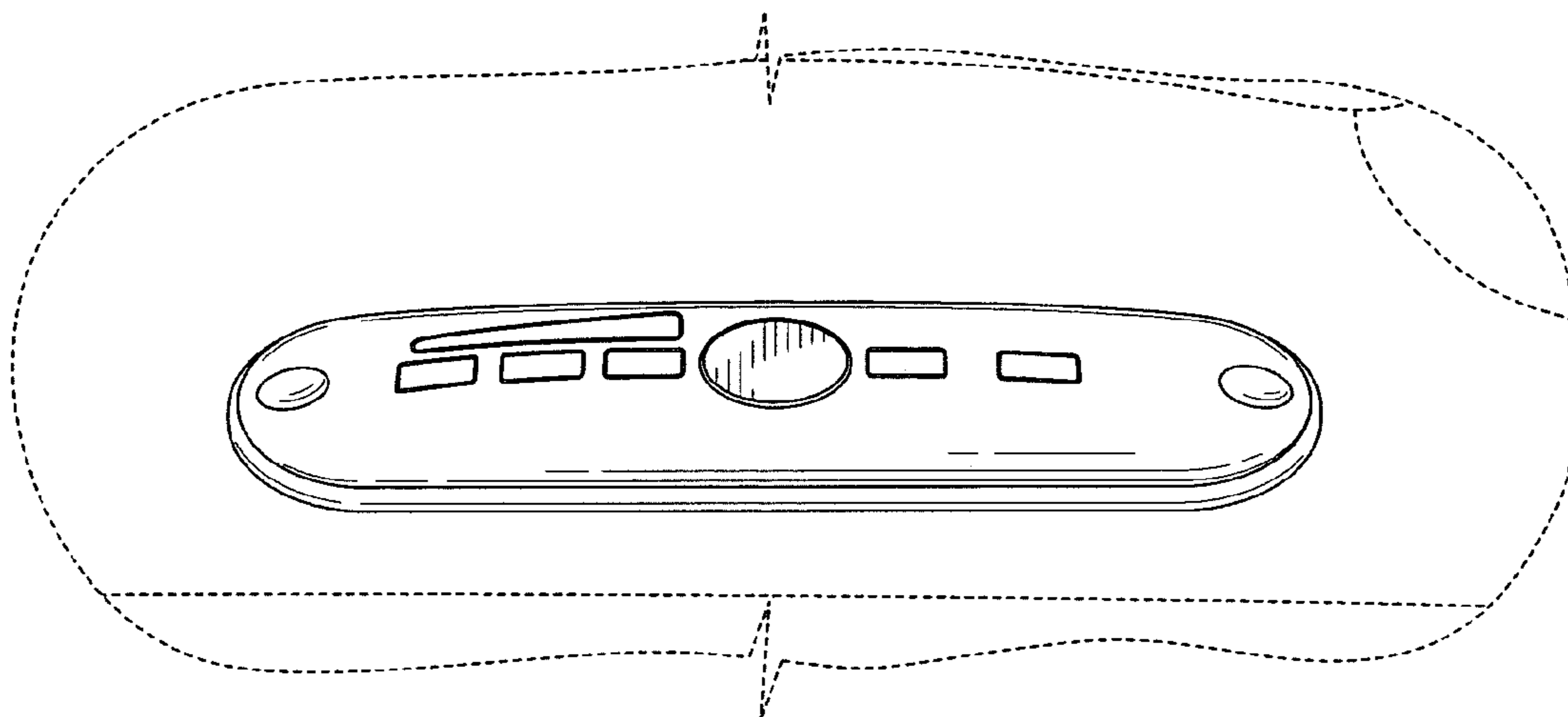
The broken lines in FIGS. 1 and 2 setting are for illustrative purposes only and form no part of the claimed design.

(56) **References Cited**

U.S. PATENT DOCUMENTS

D342,683 S * 12/1993 Cohen D10/40
5,430,266 A * 7/1995 Austin et al. 200/302.1
D435,021 S * 12/2000 Davis et al. D13/162
D440,503 S * 4/2001 Gordon et al. D10/57
D444,125 S * 6/2001 Shy D13/110
D505,388 S * 5/2005 Krieger et al. D13/107

1 Claim, 6 Drawing Sheets



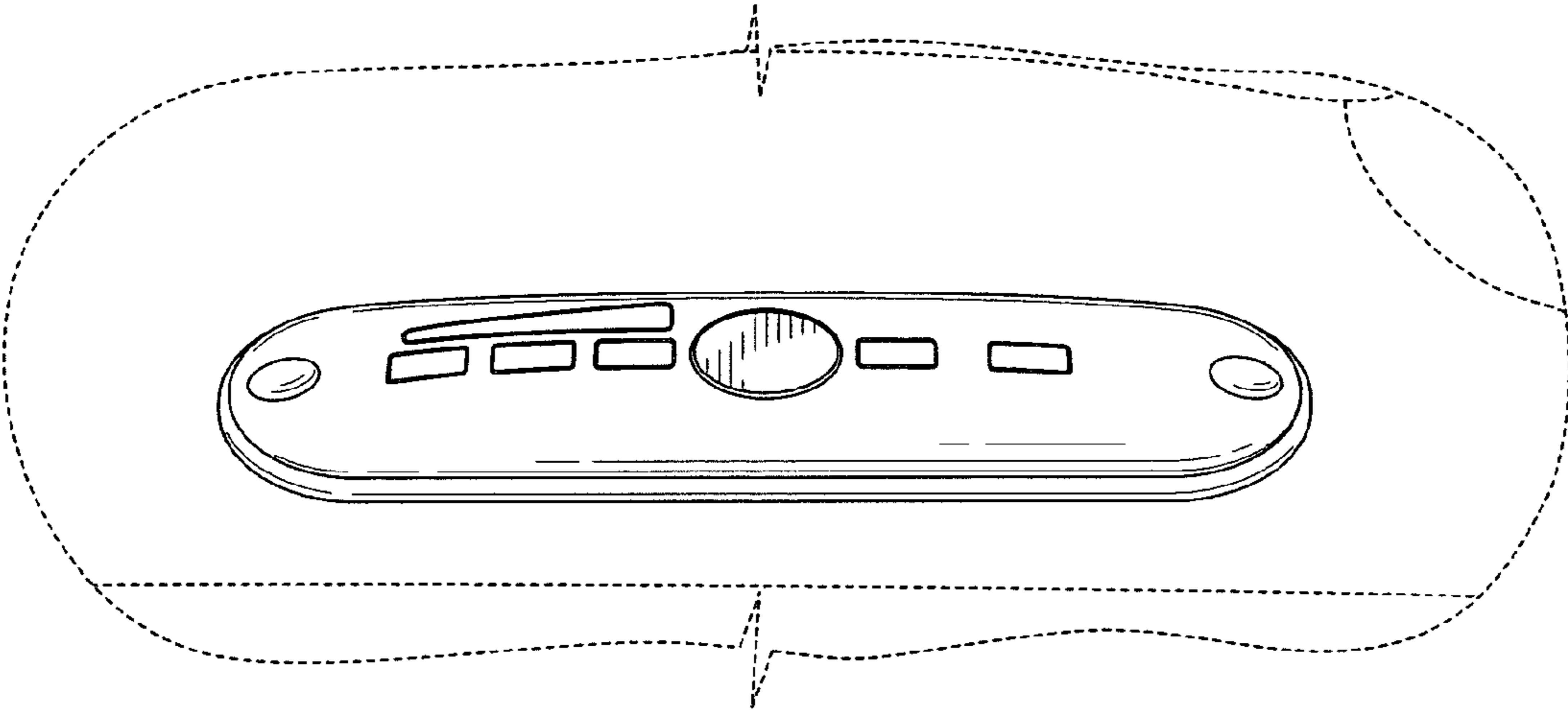


FIG. 1

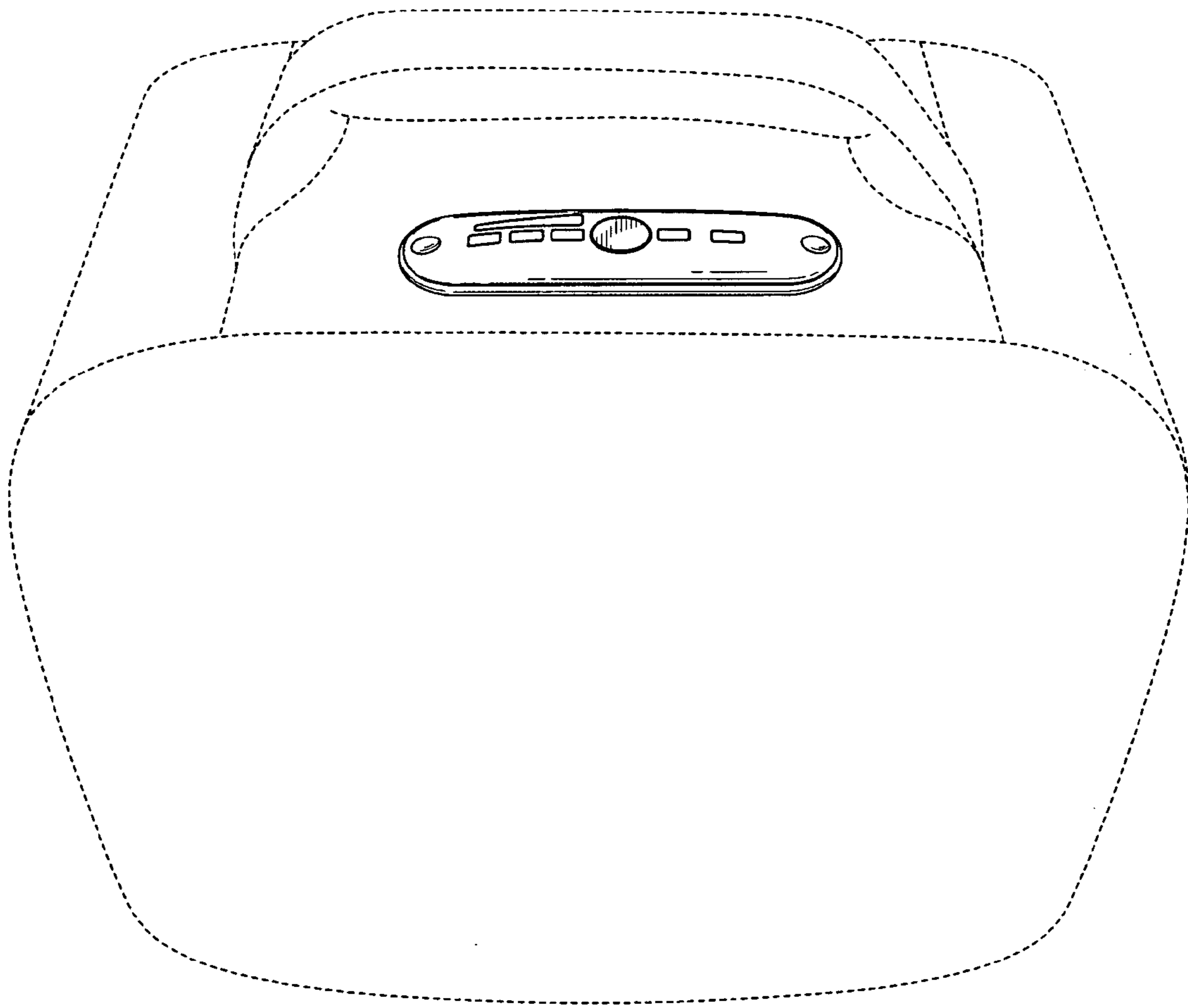


FIG. 2

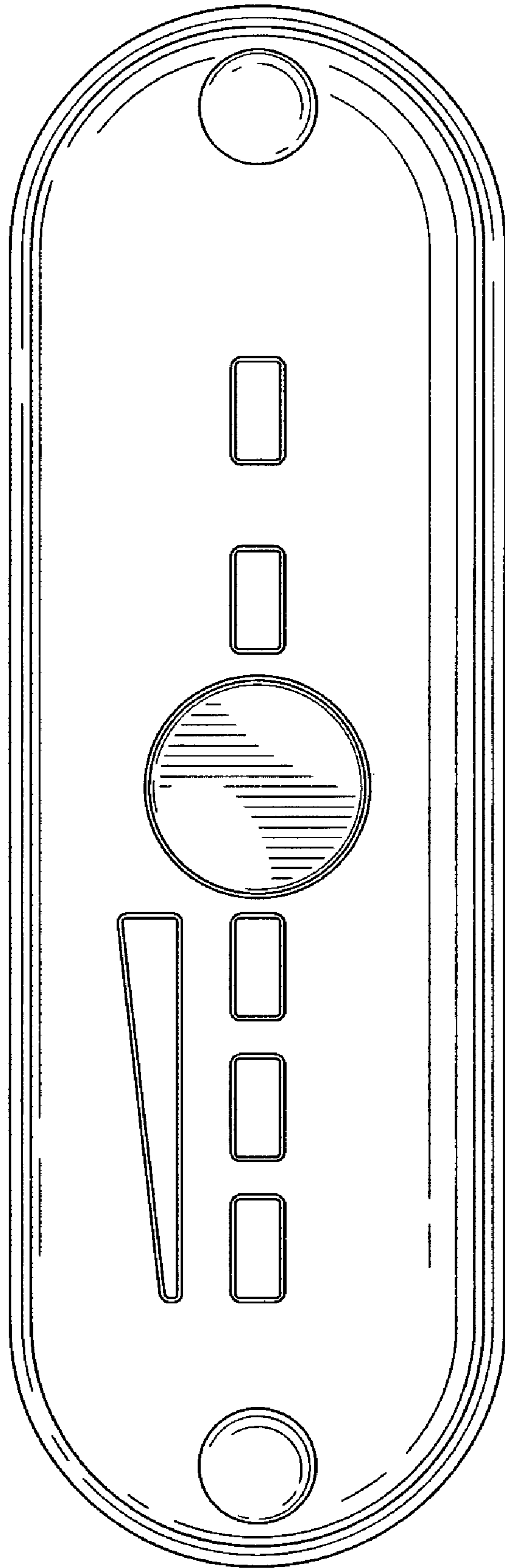


FIG. 3

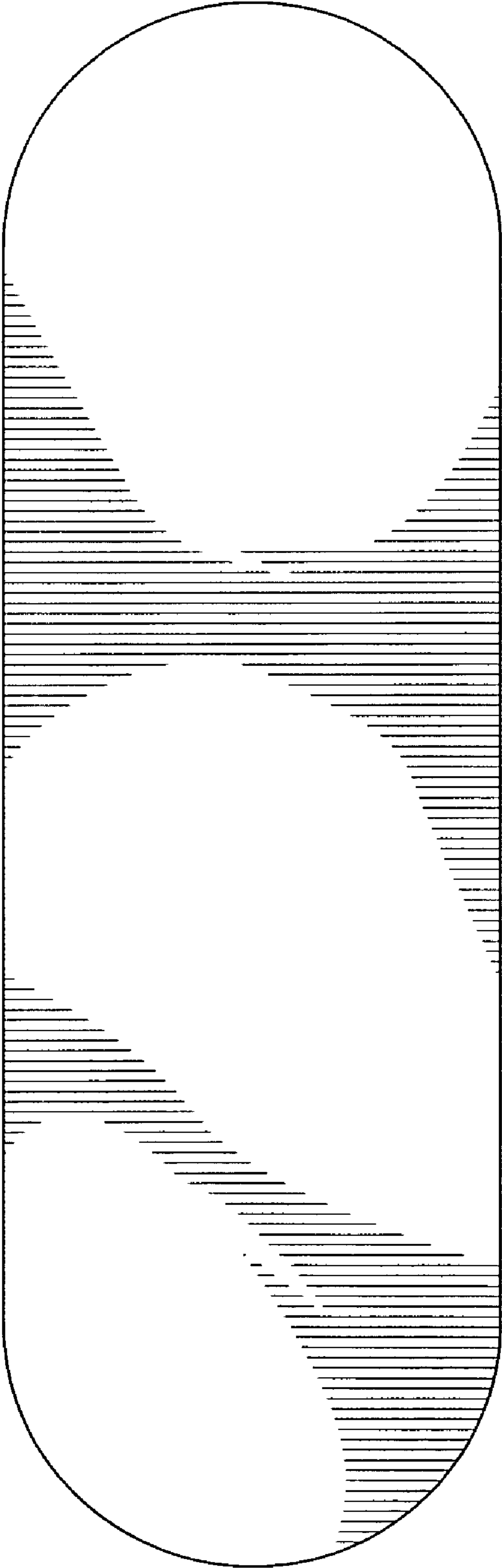


FIG. 4



FIG. 5



FIG. 6




FIG. 7




FIG. 8