



US00D625672S

(12) **United States Design Patent**
Marsh

(10) **Patent No.:** **US D625,672 S**
(45) **Date of Patent:** **** Oct. 19, 2010**

- (54) **AIRFOIL**
- (75) Inventor: **Ian Marsh**, Mosgiel (NZ)
- (73) Assignee: **Rinnon Products Limited**, Dunedin (NZ)
- (**) Term: **14 Years**
- (21) Appl. No.: **29/351,091**
- (22) Filed: **Nov. 30, 2009**

- (51) **LOC (9) Cl.** **12-06**
- (52) **U.S. Cl.** **D12/181**
- (58) **Field of Classification Search** D12/181,
D12/191, 196, 400, 190, 88; 280/848, 770,
280/727; 296/91, 180.1–180.5; 180/903
See application file for complete search history.

(56) **References Cited**

U.S. PATENT DOCUMENTS

- 184,631 A * 11/1876 Mathews 417/169
- D606,468 S * 12/2009 Varga D12/181
- 2005/0237711 A1 * 10/2005 Liu 361/687
- 2009/0284042 A1 * 11/2009 Jungert 296/180.1

* cited by examiner

Primary Examiner—Robert M Spear
Assistant Examiner—Katrina A Kile
(74) *Attorney, Agent, or Firm*—Greer, Burns & Crain, Ltd.

(57) **CLAIM**

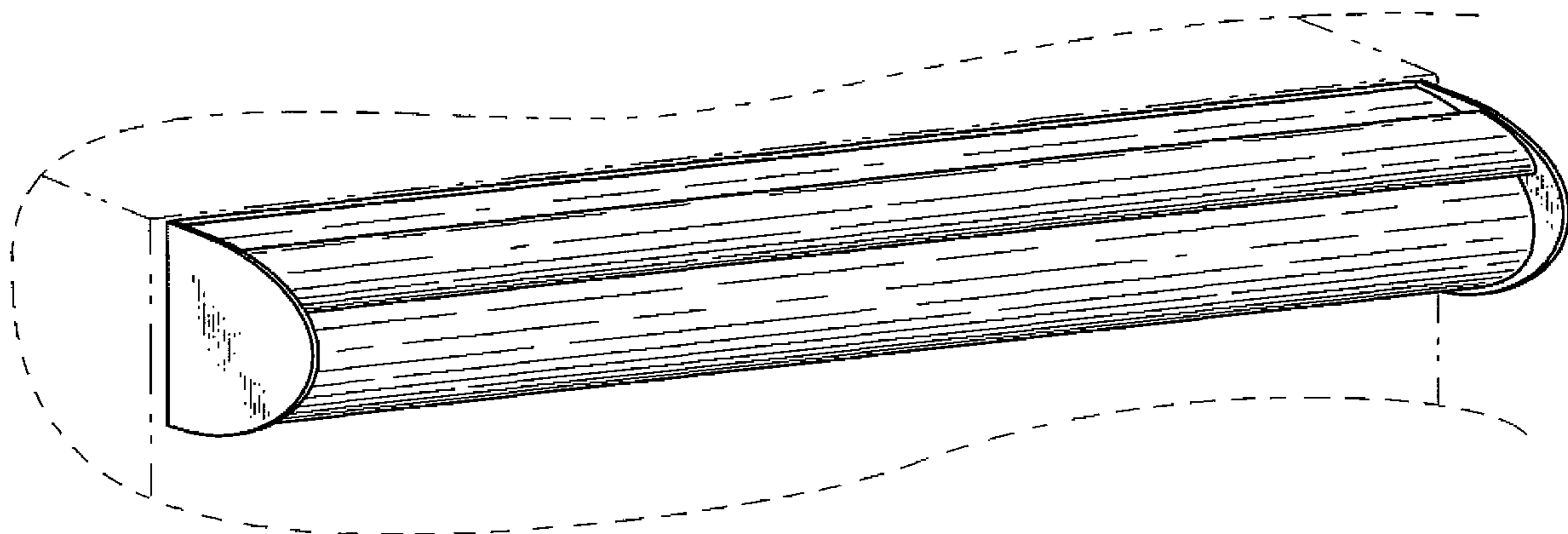
The ornamental design for an airfoil, as shown and described.

DESCRIPTION

FIG. 1 is a top perspective view of the present airfoil;
FIG. 2 is a front view of same;
FIG. 3 is a left side view of the airfoil of FIG. 1, both sides being mirror images of each other;
FIG. 4 is a rear view of same;
FIG. 5 is a top view of the present airfoil; and,
FIG. 6 is a bottom view of same.

In the drawings, the dash-dot-dot-dash broken lines in FIG. 1 depict a supporting structure for an airfoil, while the evenly spaced broken lines in FIG. 1 indicate the outer edge of the indicated support structure. The broken lines form no part of the claimed design.

1 Claim, 2 Drawing Sheets



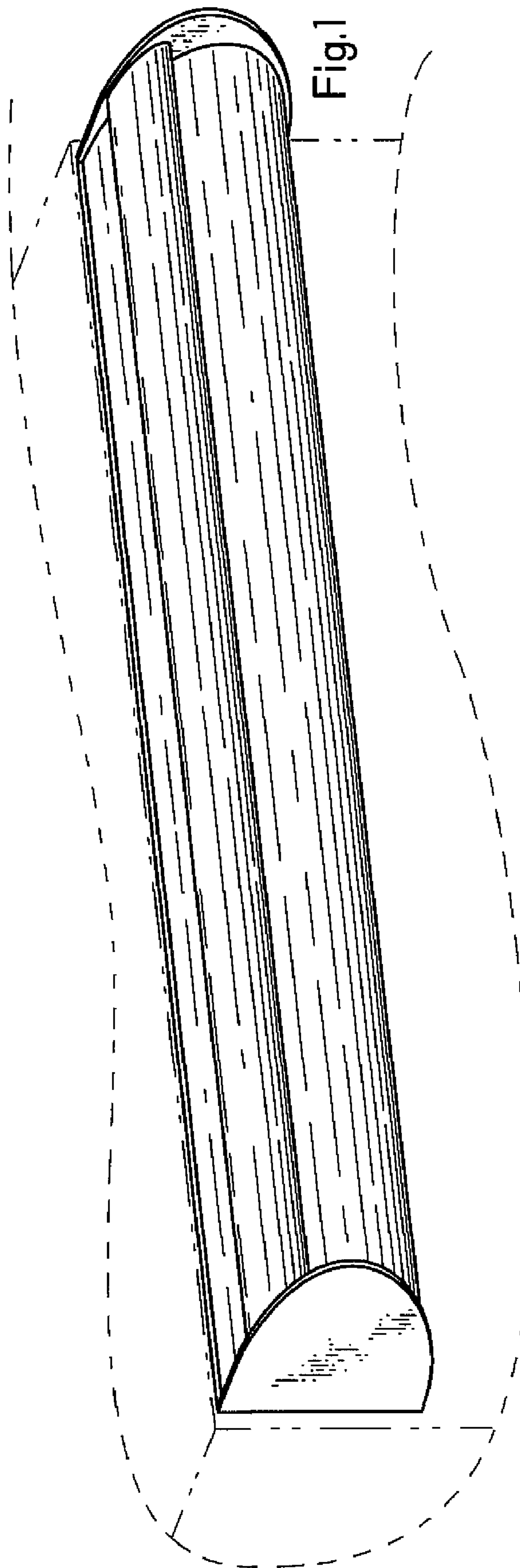


Fig. 1




Fig. 2



Fig. 3




Fig. 4




Fig. 5




Fig. 6