



US00D625654S

(12) **United States Design Patent**
Spater

(10) **Patent No.:** **US D625,654 S**
(45) **Date of Patent:** **** Oct. 19, 2010**

(54) **D-RING**

(76) Inventor: **Christopher B. Spater**, 67 Crescent Way, Portsmouth, NH (US) 03801

(**) Term: **14 Years**

(21) Appl. No.: **29/361,153**

(22) Filed: **May 6, 2010**

(51) **LOC (9) Cl.** **02-07**

(52) **U.S. Cl.** **D11/210; D11/218**

(58) **Field of Classification Search** D11/1-2, D11/200-201, 206-210, 214-218; 24/163 R, 24/169-171, 173, 177-179, 191, 194-195, 24/197, 200, 199, 129 B, 198, 307; D30/140; D2/625

See application file for complete search history.

(56) **References Cited**

U.S. PATENT DOCUMENTS

D35,694 S	2/1902	Hull	
1,070,395 A *	8/1913	Bradford	2/316
1,697,833 A	1/1929	Lane	
D103,174 S *	2/1937	Knoll	D11/218
2,119,469 A *	5/1938	Kerngood	24/200
D183,959 S *	11/1958	Burnham	D11/218
3,077,650 A *	2/1963	Horne	24/200
3,352,590 A *	11/1967	Barthule	294/74
3,583,750 A *	6/1971	Norton	294/74
3,625,559 A *	12/1971	Lawrence	294/74
D233,051 S	10/1974	Graigmyle	

4,309,799 A *	1/1982	Noda	24/315
D267,909 S *	2/1983	Fildan	D11/218
5,123,690 A	6/1992	Bailey	
D333,804 S	3/1993	Franklin	
D357,435 S *	4/1995	Cook	D11/218
D364,126 S *	11/1995	Ochiai et al.	D11/218
5,632,383 A *	5/1997	Bailey	209/517
5,934,480 A *	8/1999	Bailey	209/517
D435,807 S	1/2001	Anscher	
6,467,573 B1 *	10/2002	Parker	182/3

* cited by examiner

Primary Examiner—Ralf Seifert

(57) **CLAIM**

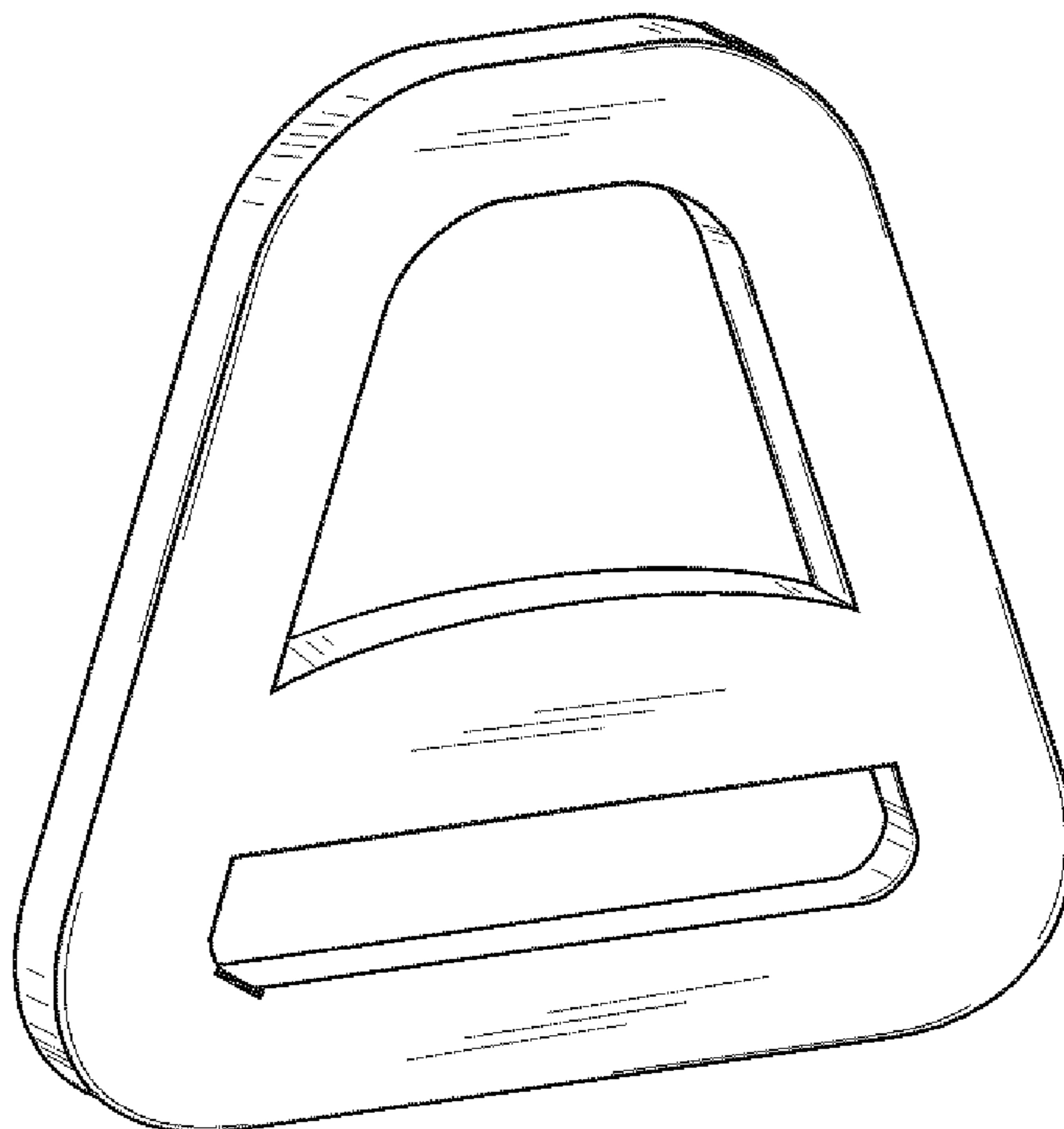
The ornamental design for a D-ring, as shown and described.

DESCRIPTION

FIG. 1 shows a perspective view of my design for a D-ring; FIG. 2 is a front view thereof; FIG. 3 is a back view thereof; FIG. 4 is a top view thereof; FIG. 5 is a bottom view thereof; FIG. 6 is a side view thereof; and, FIG. 7 is another side view thereof.

The D-ring of the present invention is designed to attach to a piece of webbing.

1 Claim, 2 Drawing Sheets



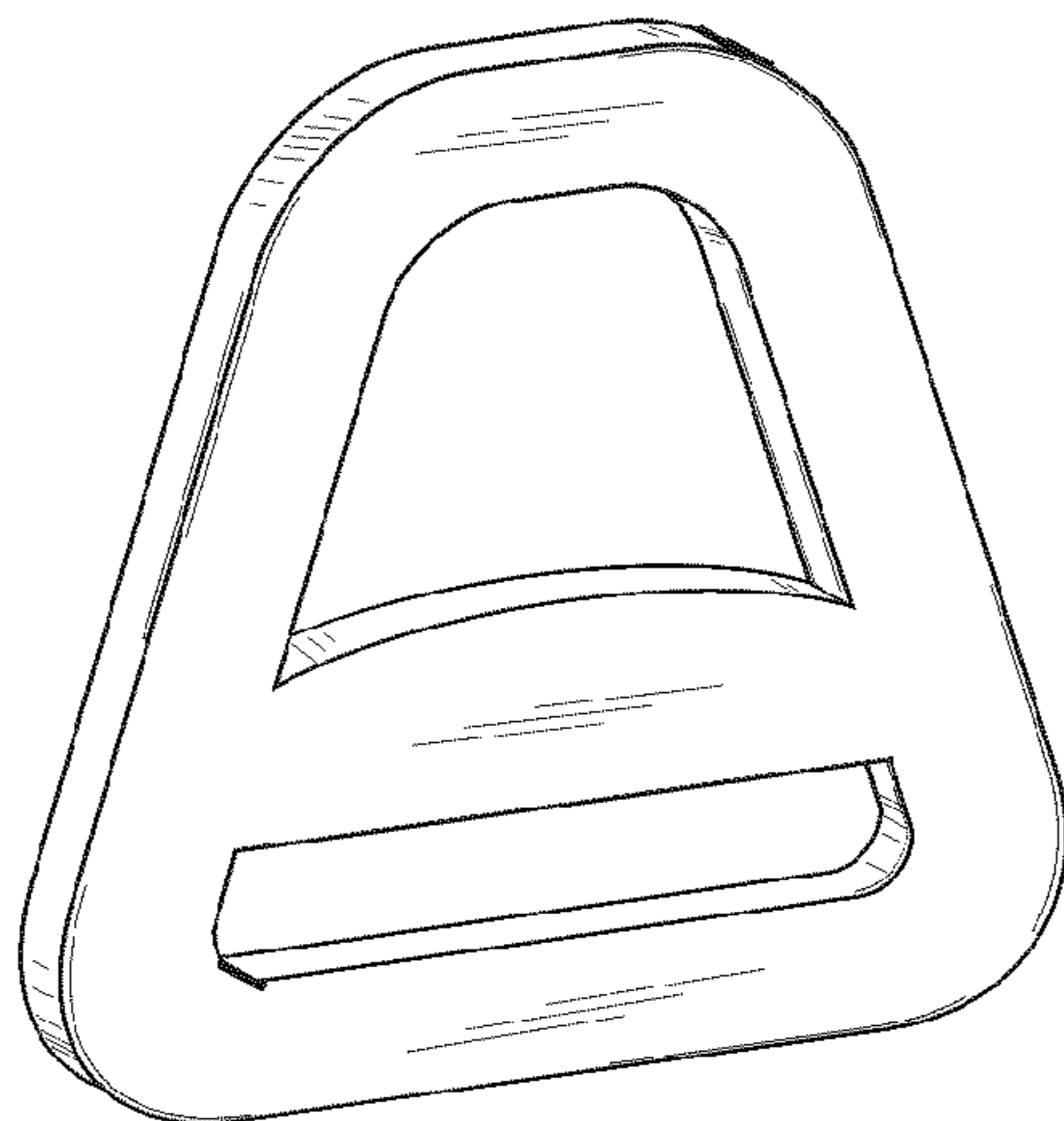


FIG. 1

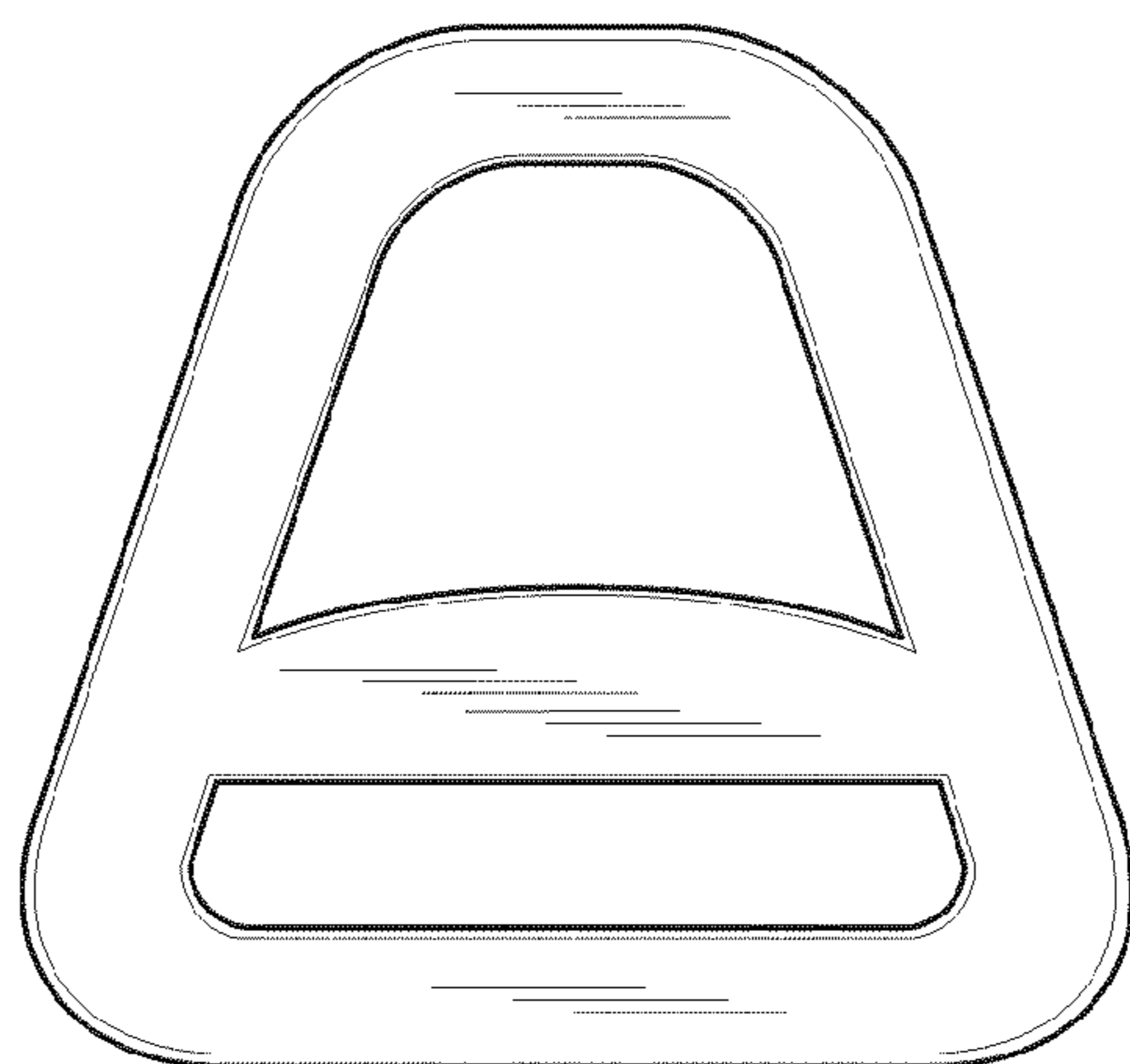


FIG. 2

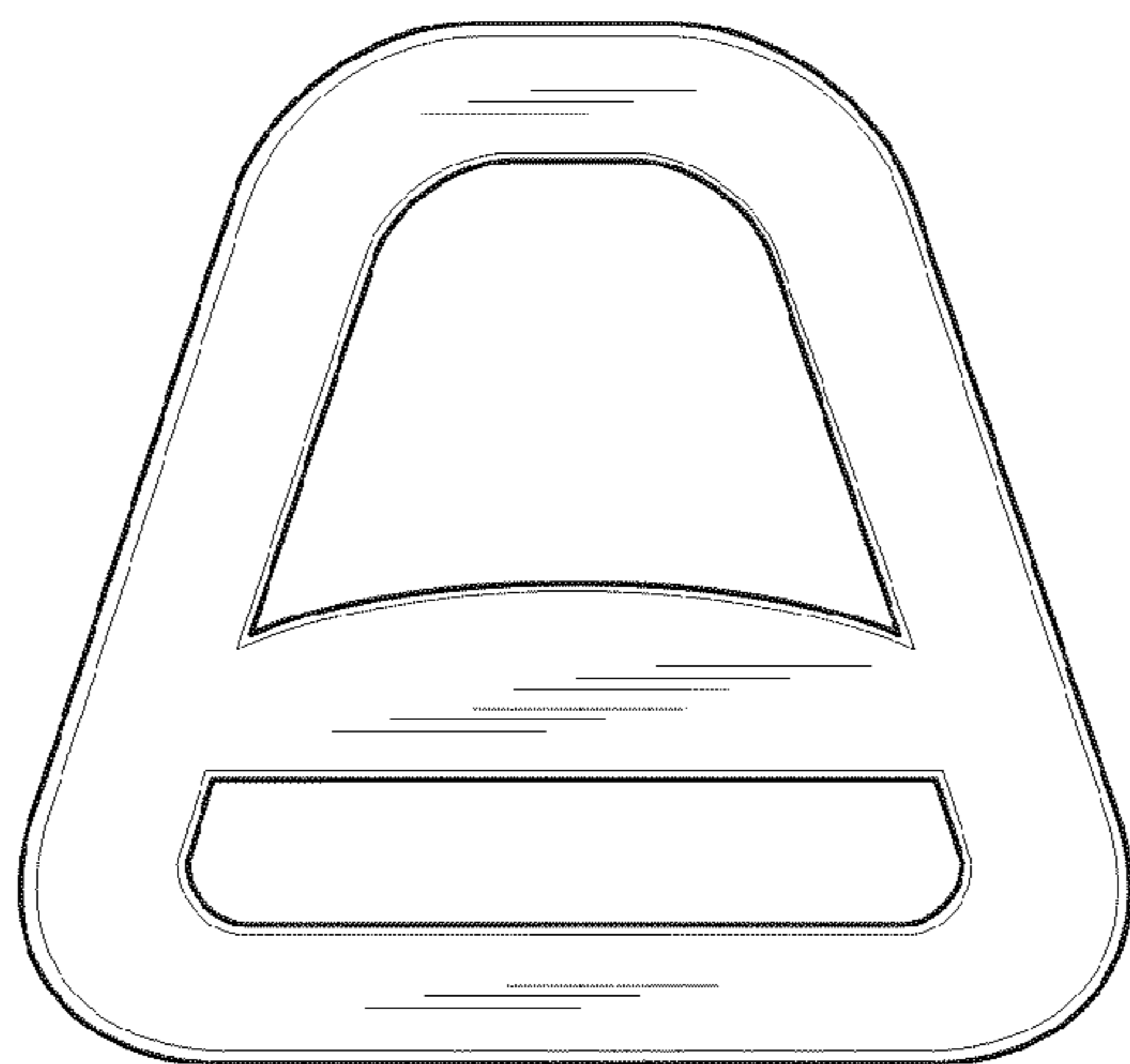


FIG. 3




FIG. 4



FIG. 5

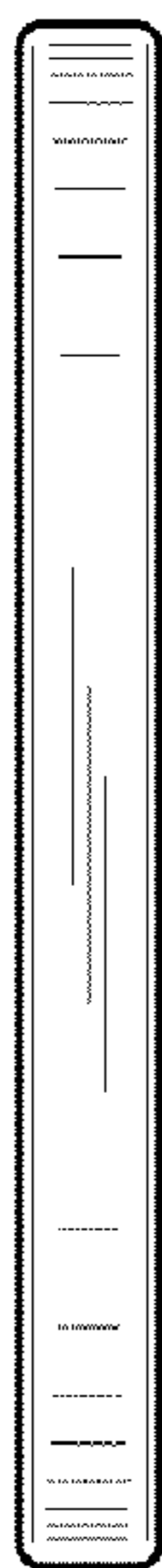


FIG. 6

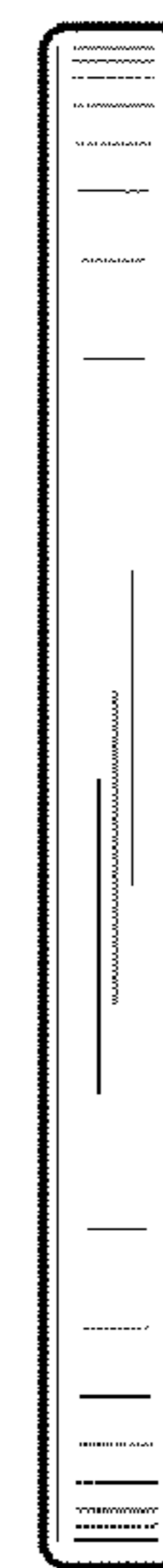


FIG. 7