



US00D625652S

(12) **United States Design Patent**  
**Hayes**

(10) **Patent No.:** **US D625,652 S**  
(45) **Date of Patent:** **\*\* Oct. 19, 2010**

(54) **PLANTER NECKLACE**

(76) Inventor: **Paula Hayes**, 453 Warren St., No. 2,  
Brooklyn, NY (US) 11217

(\*\*) Term: **14 Years**

(21) Appl. No.: **29/322,070**

(22) Filed: **Jul. 29, 2008**

(51) **LOC (9) Cl.** ..... **11-02**

(52) **U.S. Cl.** ..... **D11/149; D11/79**

(58) **Field of Classification Search** ..... D3/215,  
D3/224, 303, 304, 306; D6/403-405, 556-558;  
D8/1; D11/3, 6, 7, 33, 79, 84, 143-156;  
D19/77, 81, 84; D26/9, 16, 19; D34/1-11;  
47/29.5, 29.7, 30, 32.7, 33, 39, 41.01, 41.1,  
47/41.11-41.15, 44-47, 65.5, 65.9, 66.1,  
47/66.6, 66.7, 67-72

See application file for complete search history.

(56) **References Cited**

**U.S. PATENT DOCUMENTS**

101,907	A *	4/1870	O'Neil	47/67
D45,791	S *	5/1914	Chester	D3/306
D152,074	S *	12/1948	Hobe	D11/7
2,510,186	A *	6/1950	Marsico et al.	D3/303
2,979,844	A *	4/1961	Lattuca	D11/148
4,170,089	A *	10/1979	Smrt	47/67
D280,035	S *	8/1985	Mitchell	D3/304
D328,525	S *	8/1992	Wilson	D3/303
D515,184	S *	2/2006	Beall	D11/148
D527,525	S *	9/2006	Izumoto	D3/303
D604,800	S *	11/2009	Vreeland	D3/304

\* cited by examiner

*Primary Examiner*—Garth Rademaker  
(74) *Attorney, Agent, or Firm*—Pearl Cohen Zedek Latzer, LLP

(57) **CLAIM**

The ornamental design for a planter necklace, as shown and described.

**DESCRIPTION**

FIG. 1 is a front, right side perspective view of a planter necklace;

FIG. 2 is a front elevational view thereof;

FIG. 3 is back elevational view thereof;

FIG. 4 is a right side elevational view thereof;

FIG. 5 is a left side elevational view thereof;

FIG. 6 is a top plan view thereof;

FIG. 7 is a bottom plan view thereof;

FIG. 8 is a front, right side perspective view of a second embodiment of a planter necklace, each of the planters shown being identical to the planter shown in FIGS. 1-7; and,

FIG. 9 is a front, right side perspective view of a third embodiment of a planter necklace, each of the planters shown being identical to the planter shown in FIGS. 1-7.

The broken line portions are shown for environmental purposes and form no part of the claimed design.

The perspective views of FIGS. 1, 8 and 9 are shown in reduced scale.

Because the material of the article is knitted or croched, the remote side of the article is normally visible through the fore side of the material but is not shown in the figures for ease of illustration.

**1 Claim, 9 Drawing Sheets**

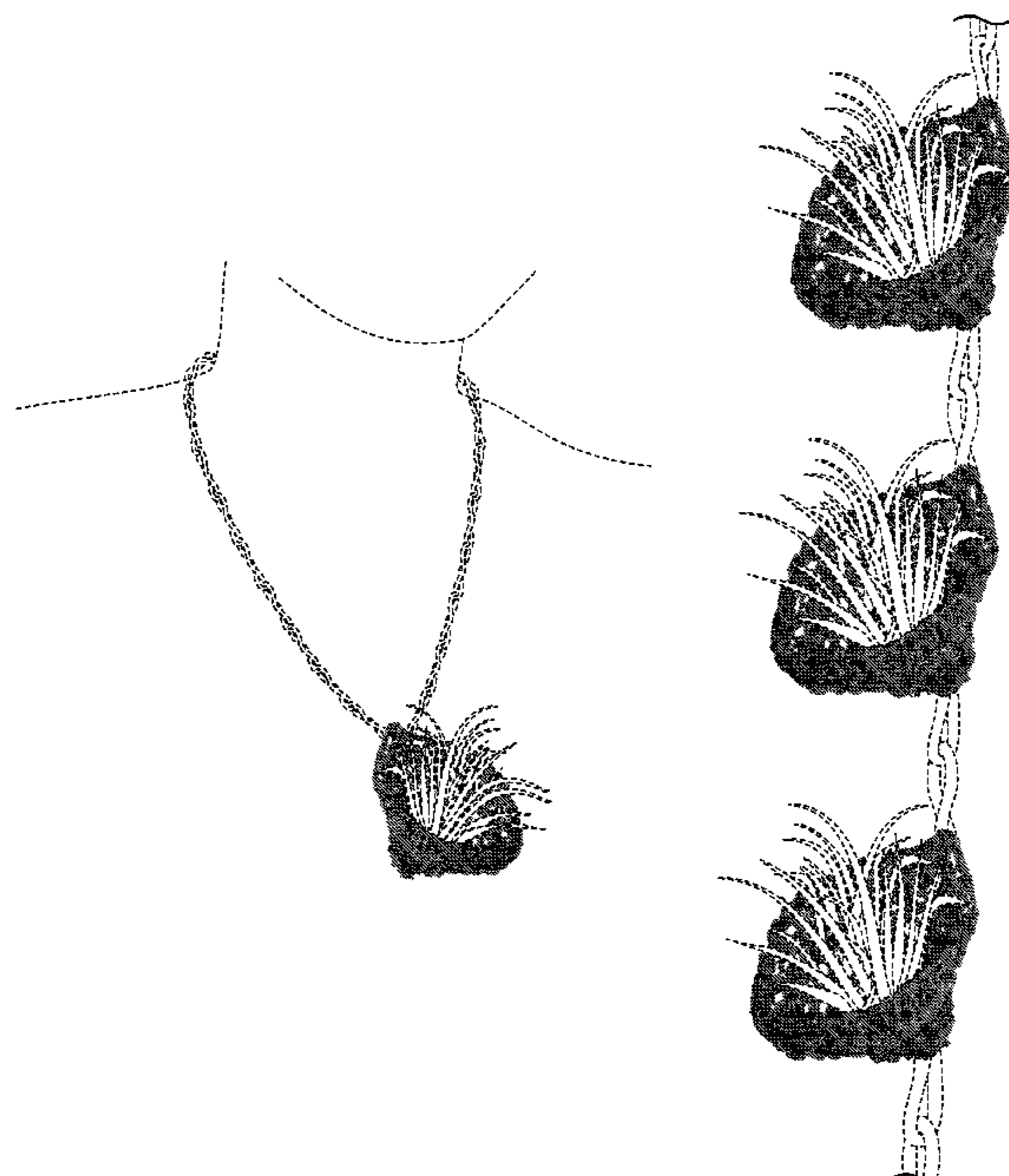




FIG. 1




FIG. 2




FIG. 3




FIG. 4



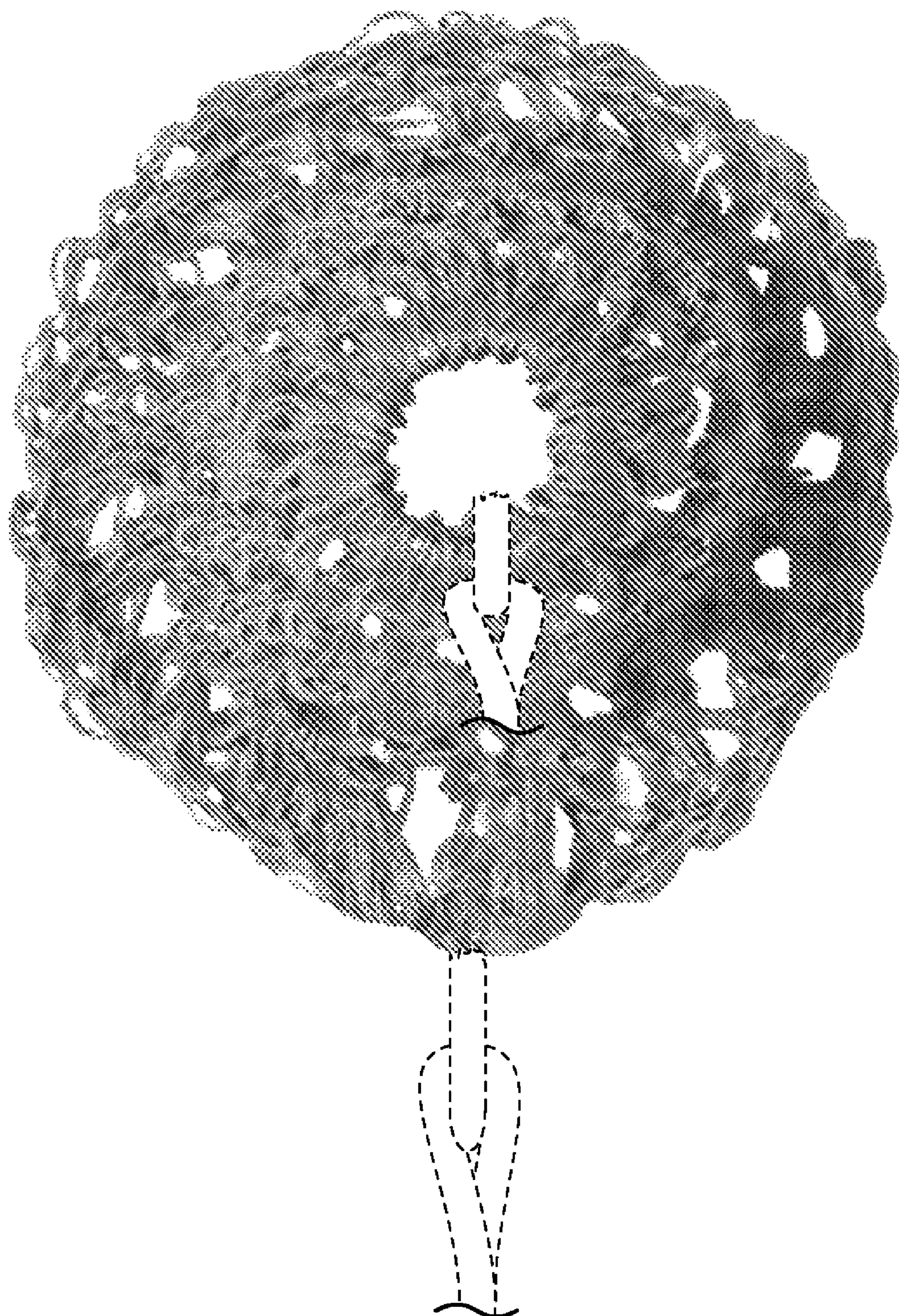


FIG. 5



**FIG. 6**



**FIG. 7**



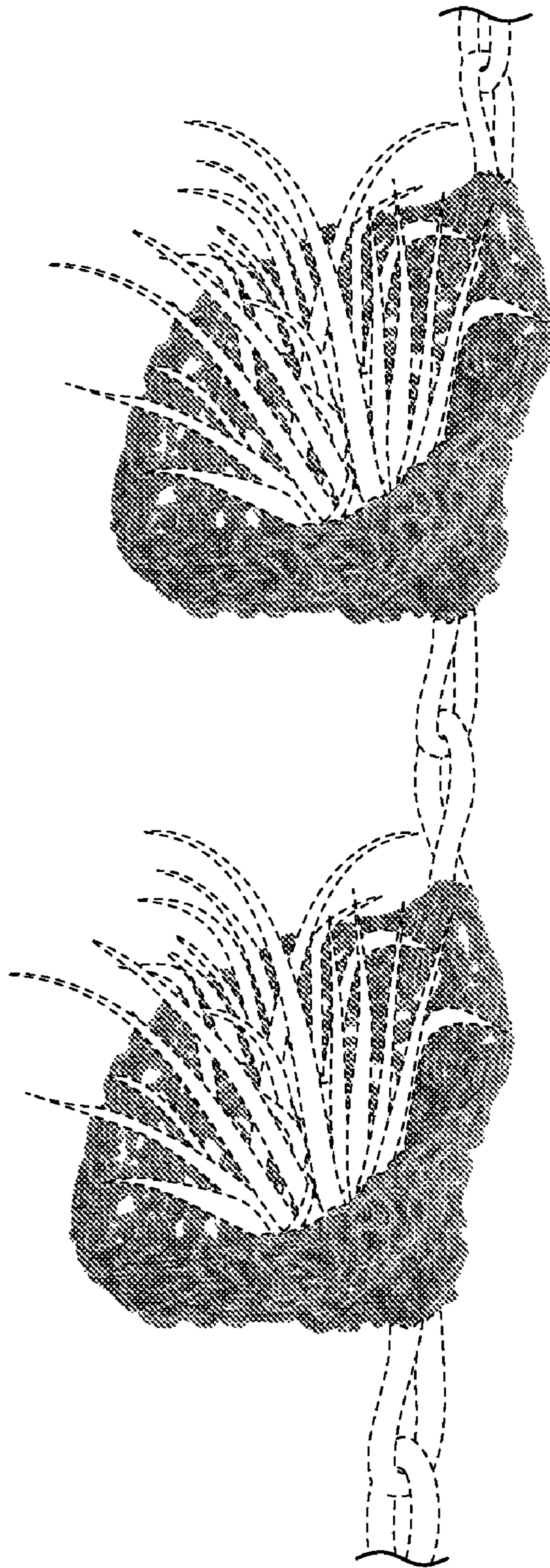


FIG. 8

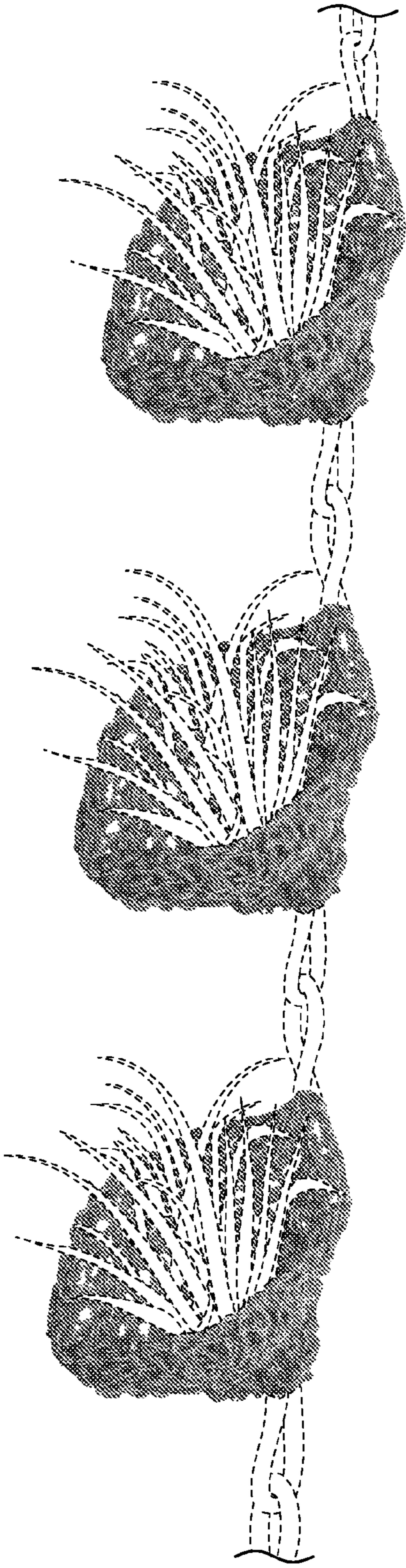


FIG. 9