



US00D625651S

(12) **United States Design Patent**
Hayes

(10) **Patent No.:** **US D625,651 S**

(45) **Date of Patent:** **** Oct. 19, 2010**

(54) **HANGING PLANTER**

(76) Inventor: **Paula Hayes**, 453 Warren St., No. 2,
Brooklyn, NY (US) 11217

(**) Term: **14 Years**

(21) Appl. No.: **29/322,069**

(22) Filed: **Jul. 29, 2008**

(51) **LOC (9) Cl.** **11-02**

(52) **U.S. Cl.** **D11/148**

(58) **Field of Classification Search** D3/215,
D3/224, 303, 304, 306; D6/403-405, 556-558;
D8/1; D11/3, 6, 7, 33, 79, 84, 143-156;
D19/77, 81, 84; D26/9, 16, 19; D34/1-11;
47/29.5, 29.7, 30, 32.7, 33, 39, 41.01, 41.1,
47/41.11-41.15, 44-47, 65.5, 65.9, 66.1,
47/66.6, 66.7, 67-72

See application file for complete search history.

(56) **References Cited**

U.S. PATENT DOCUMENTS

101,907	A *	4/1870	O'Neil	47/67
D45,791	S *	5/1914	Chester	D3/306
D152,074	S *	12/1948	Hobe	D11/7
2,510,186	A *	6/1950	Marsico et al.	D3/303
2,979,844	A *	4/1961	Lattuca	D11/148
4,170,089	A *	10/1979	Smrt	47/67
D280,035	S *	8/1985	Mitchell	D3/304
D328,525	S *	8/1992	Wilson	D3/303
D515,184	S *	2/2006	Beall	D11/148
D527,525	S *	9/2006	Izumoto	D3/303
D604,800	S *	11/2009	Vreeland	D3/304

* cited by examiner

Primary Examiner—Garth Rademaker
(74) *Attorney, Agent, or Firm*—Pearl Cohen Zedek Latzer, LLP

(57) **CLAIM**

The ornamental design for a hanging planter, as shown and described.

DESCRIPTION

FIG. 1 is a front, right side perspective view of a hanging planter;

FIG. 2 is a front elevational view thereof;

FIG. 3 is back elevational view thereof;

FIG. 4 is a left side elevational view thereof;

FIG. 5 is a right side elevational view thereof;

FIG. 6 is a top plan view thereof;

FIG. 7 is a bottom plan view thereof;

FIG. 8 is a front, right side perspective view of a second embodiment of a hanging planter, each of the planters shown being identical to the planter shown in FIGS. 1-7; and,

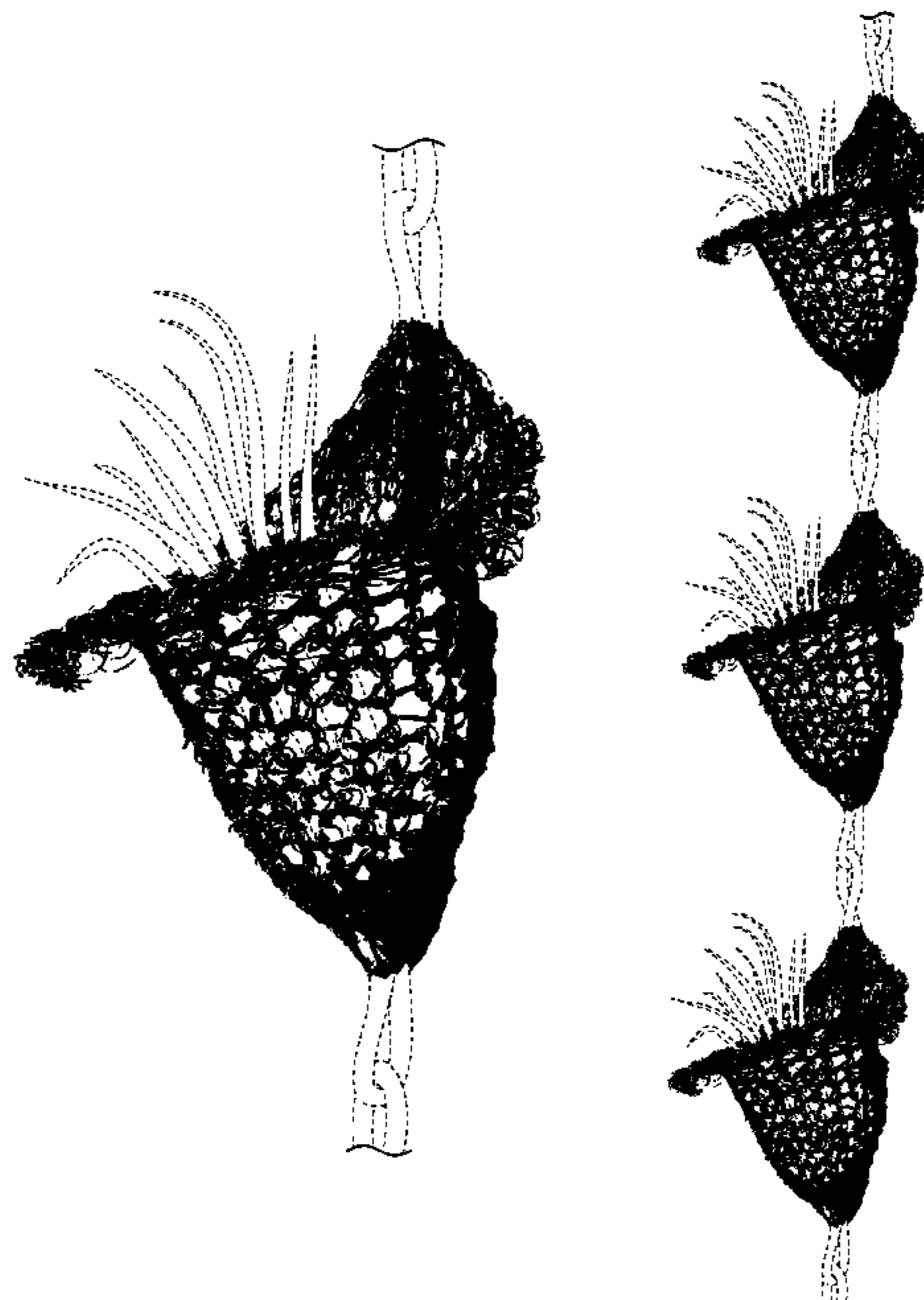
FIG. 9 is a front, right side perspective view of a third embodiment of a hanging planter, each of the planters shown being identical to the planter shown in FIGS. 1-7.

The broken line portions are shown for environmental purposes and form no part of the claimed design.

The perspective views of FIGS. 8 and 9 are shown in reduced scale.

Because the material of the article is knitted or croched, the remote side of the article is normally visible through the fore side of the material but is not shown in the figures for ease of illustration.

1 Claim, 9 Drawing Sheets



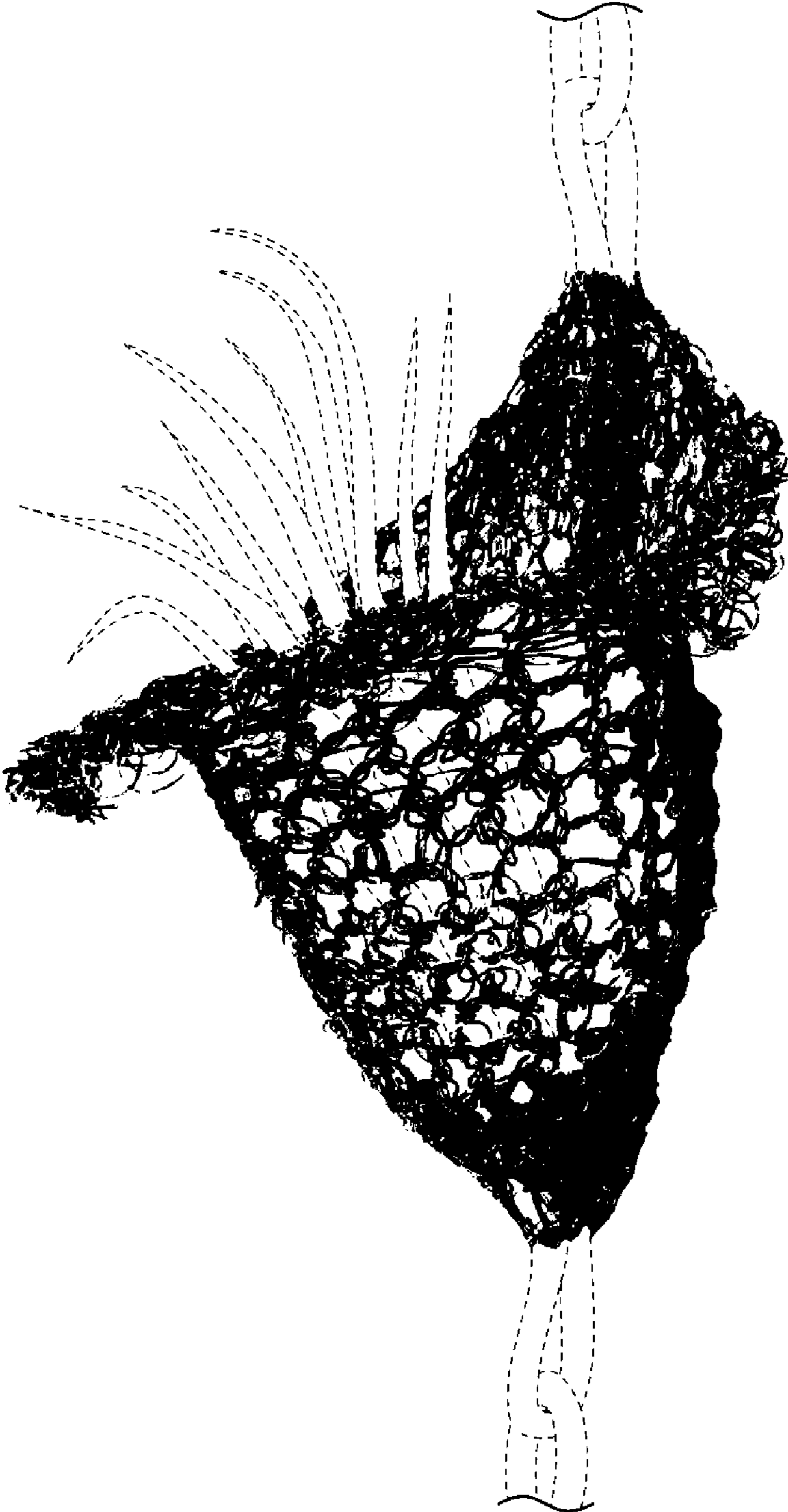


FIG. 1



FIG. 2




FIG. 3




FIG. 4




FIG. 5

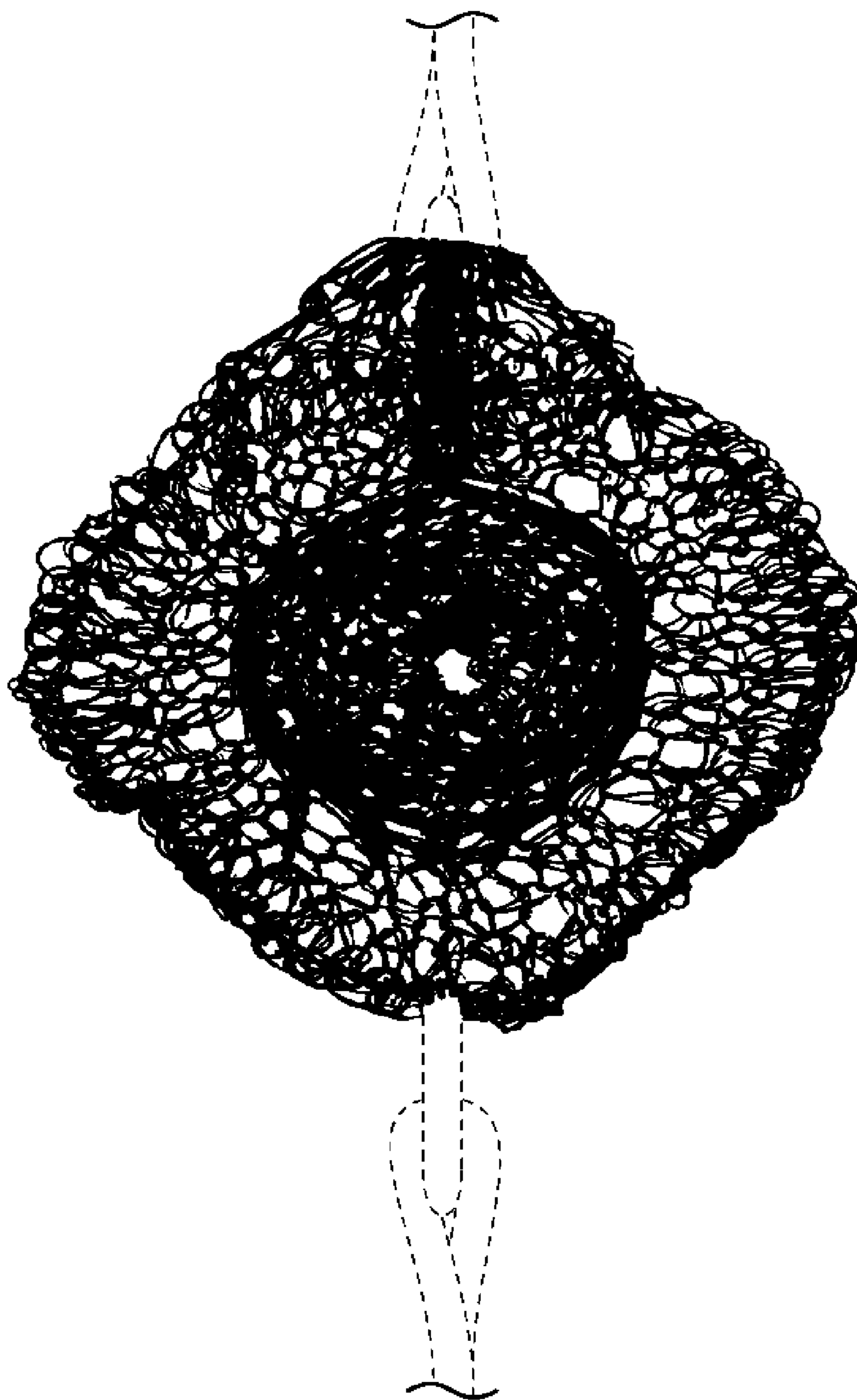


FIG. 6

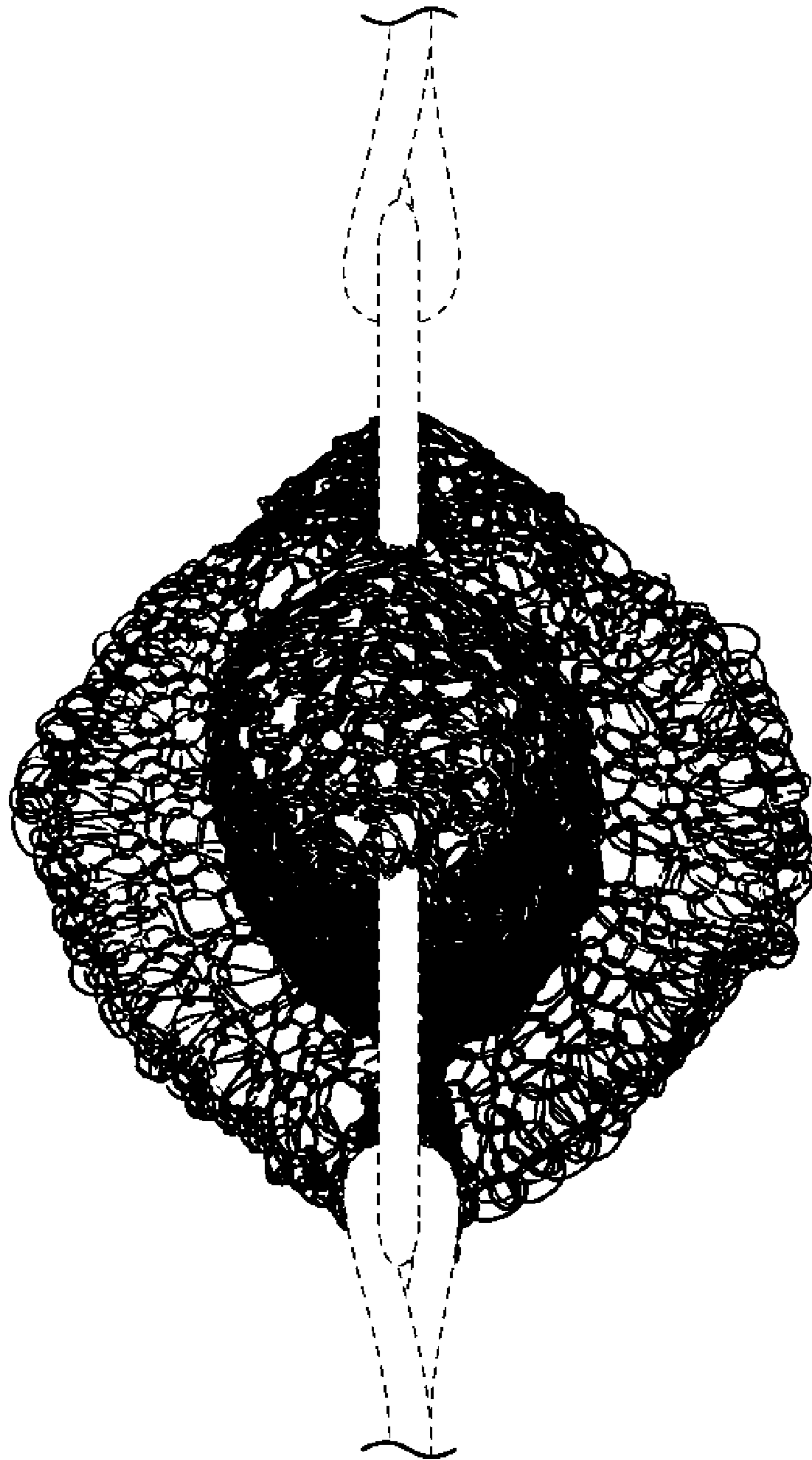


FIG. 7




FIG. 8




FIG. 9