



US00D625646S

(12) **United States Design Patent**  
**Gersh**

(10) **Patent No.:** **US D625,646 S**  
(45) **Date of Patent:** **\*\* Oct. 19, 2010**

(54) **GEMSTONE**

(75) **Inventor:** **Ruven Gersh**, c/o Schweitzer Cornman  
Gross & Bondell LLP, 292 Madison  
Ave., 19th Floor, New York, NY (US)  
10017

(73) **Assignees:** **Ruven Gersh**, Tel Aviv (IL); **Yoram  
Tzvi Berenstein**, Tel Aviv (IL)

(\*\*) **Term:** **14 Years**

(21) **Appl. No.:** **29/357,931**

(22) **Filed:** **Mar. 19, 2010**

**Related U.S. Application Data**

(62) Division of application No. 29/332,459, filed on Feb.  
17, 2009.

(30) **Foreign Application Priority Data**

Aug. 14, 2008 (IL) ..... 46500

(51) **LOC (9) Cl.** ..... **11-01**

(52) **U.S. Cl.** ..... **D11/89**

(58) **Field of Classification Search** ..... D11/1-2,  
D11/26-29, 89-92; 63/26-28, 32  
See application file for complete search history.

(56) **References Cited**

**U.S. PATENT DOCUMENTS**

D239,556 S \* 4/1976 Braff et al. .... D11/90

D244,367 S \* 5/1977 Saltzman ..... D11/90  
D275,560 S \* 9/1984 Williams ..... D11/125  
D275,742 S \* 10/1984 Williams ..... D11/121  
5,622,063 A \* 4/1997 Slowinski ..... 63/28  
D462,921 S \* 9/2002 Yaskil et al. .... D11/90  
D463,314 S \* 9/2002 Elishyov ..... D11/90  
D497,829 S \* 11/2004 Yaskil et al. .... D11/90  
D528,461 S \* 9/2006 Siman-Tov et al. .... D11/90  
D554,558 S \* 11/2007 Siman-Tov et al. .... D11/90  
D584,988 S \* 1/2009 Meyer ..... D11/89  
D593,434 S \* 6/2009 Swarovski ..... D11/89  
D594,771 S \* 6/2009 Neuner ..... D11/89

\* cited by examiner

*Primary Examiner*—Ralf Seifert

(74) *Attorney, Agent, or Firm*—Ladas & Parry LLP

(57) **CLAIM**

The ornamental design for a gemstone, as shown and  
described.

**DESCRIPTION**



FIG. 1 is a front left side perspective view of a gemstone  
having the design, other corresponding quadrant perspective  
views being the same;

FIG. 2 is a front plan view thereof;

FIG. 3 is an elevation view taken at the midpoint between the  
bottom and right side corners, the other midpoint quadrant  
elevation views being the same; and,

FIG. 4 is a back plan view thereof.

**1 Claim, 4 Drawing Sheets**



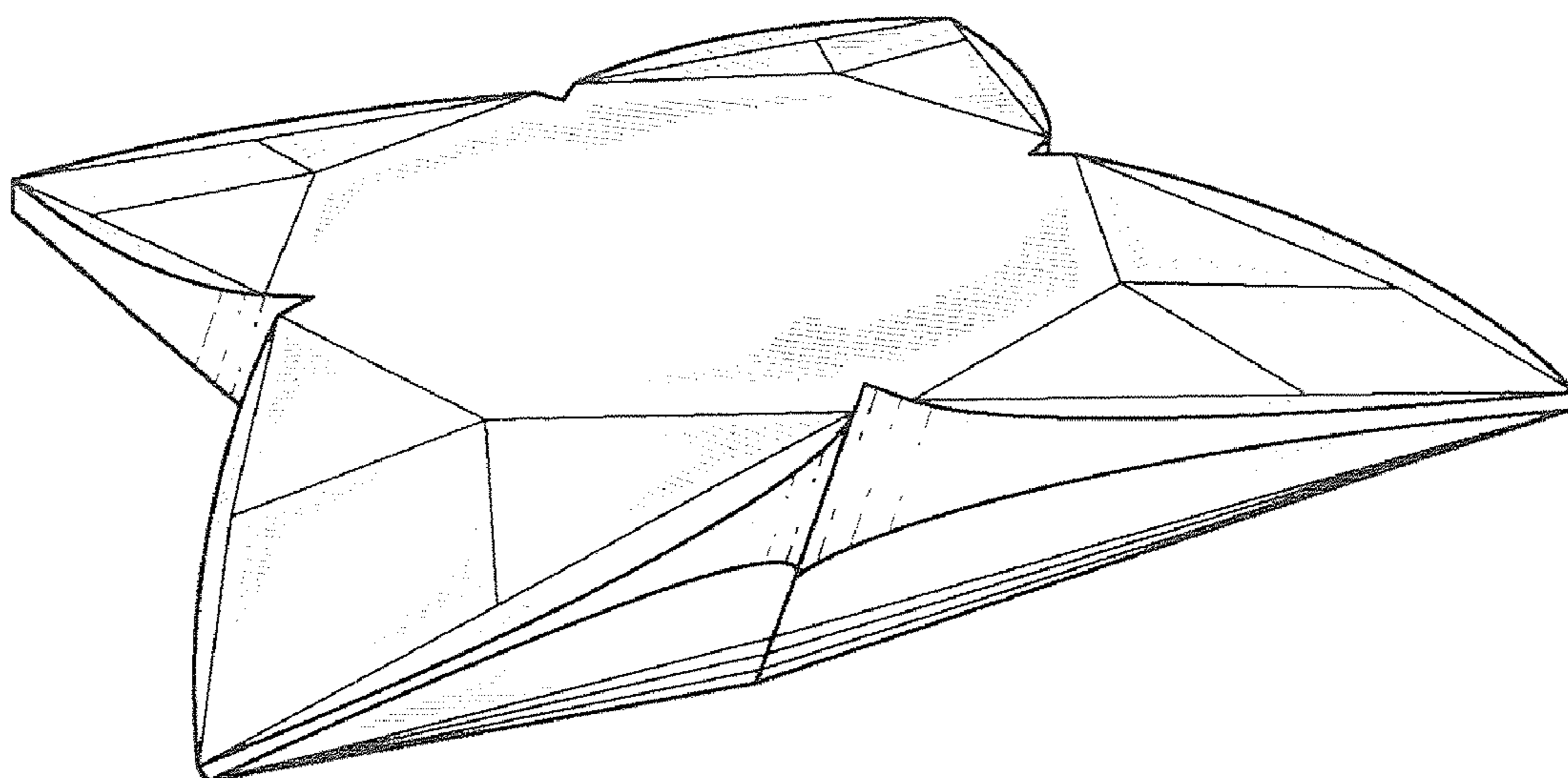


FIG. 1




FIG. 2

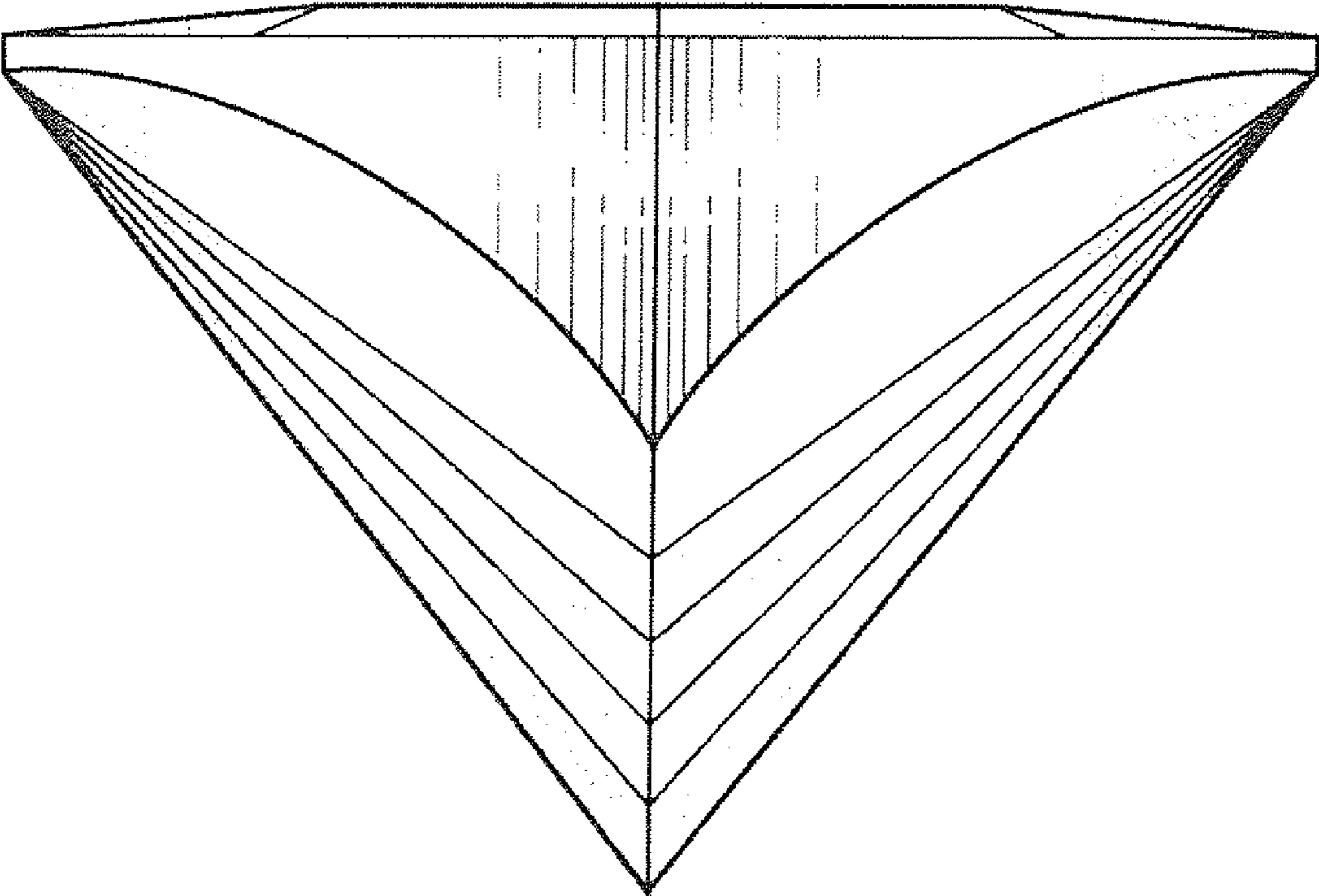


FIG. 3




FIG. 4