



US00D625640S

(12) **United States Design Patent**
Sivriere

(10) **Patent No.:** **US D625,640 S**

(45) **Date of Patent:** **** Oct. 19, 2010**

(54) **ORNAMENT**

(75) Inventor: **Stephanie Sivriere**, Geneva (CH)

(73) Assignee: **Richemont International SA**,
Villars-sur-Glane (CH)

(**) Term: **14 Years**

(21) Appl. No.: **29/325,429**

(22) Filed: **Oct. 1, 2008**

(30) **Foreign Application Priority Data**

Apr. 3, 2008 (WO) DM/069 950

(51) **LOC (9) Cl.** **11-01**

(52) **U.S. Cl.** **D11/1; D11/43**

(58) **Field of Classification Search** D11/3,
D11/40-45, 79-85, 26, 1, 2, 7, 86-91, 47-49;
63/12, 13, 14.1-14.8

See application file for complete search history.

(56) **References Cited**

U.S. PATENT DOCUMENTS

917,038 A * 4/1909 Forsell 24/598.3
1,732,250 A * 10/1929 Wehse 63/14.2
D161,526 S * 1/1951 Philippe D11/43
3,757,392 A * 9/1973 Shteinshleifer D11/87

D321,331 S * 11/1991 Royer D11/43
D455,097 S * 4/2002 Salvarani D11/79
D497,322 S * 10/2004 Grusosi-Scheufele D11/79
7,121,117 B2 * 10/2006 Grusosi-Scheufele 63/1.14
D542,696 S * 5/2007 Cilluffo D11/40
D580,812 S * 11/2008 Grassi Damiani D11/40

* cited by examiner

Primary Examiner—Cathron C Brooks

Assistant Examiner—Melanie Levy

(74) *Attorney, Agent, or Firm*—Young & Thompson

(57) **CLAIM**

The ornamental design for an ornament, as shown and described.

DESCRIPTION

FIG. 1 is a front view of the ornament.

FIG. 2 is a rear view of the ornament.

FIG. 3 is a side view from the left of FIG. 1.

FIG. 4 is a side view from the right of FIG. 1.

FIG. 5 is a side view from the bottom of FIG. 1.

FIG. 6 is a side view from the top of FIG. 1; and,

FIG. 7 is a perspective of the ornament.

1 Claim, 4 Drawing Sheets

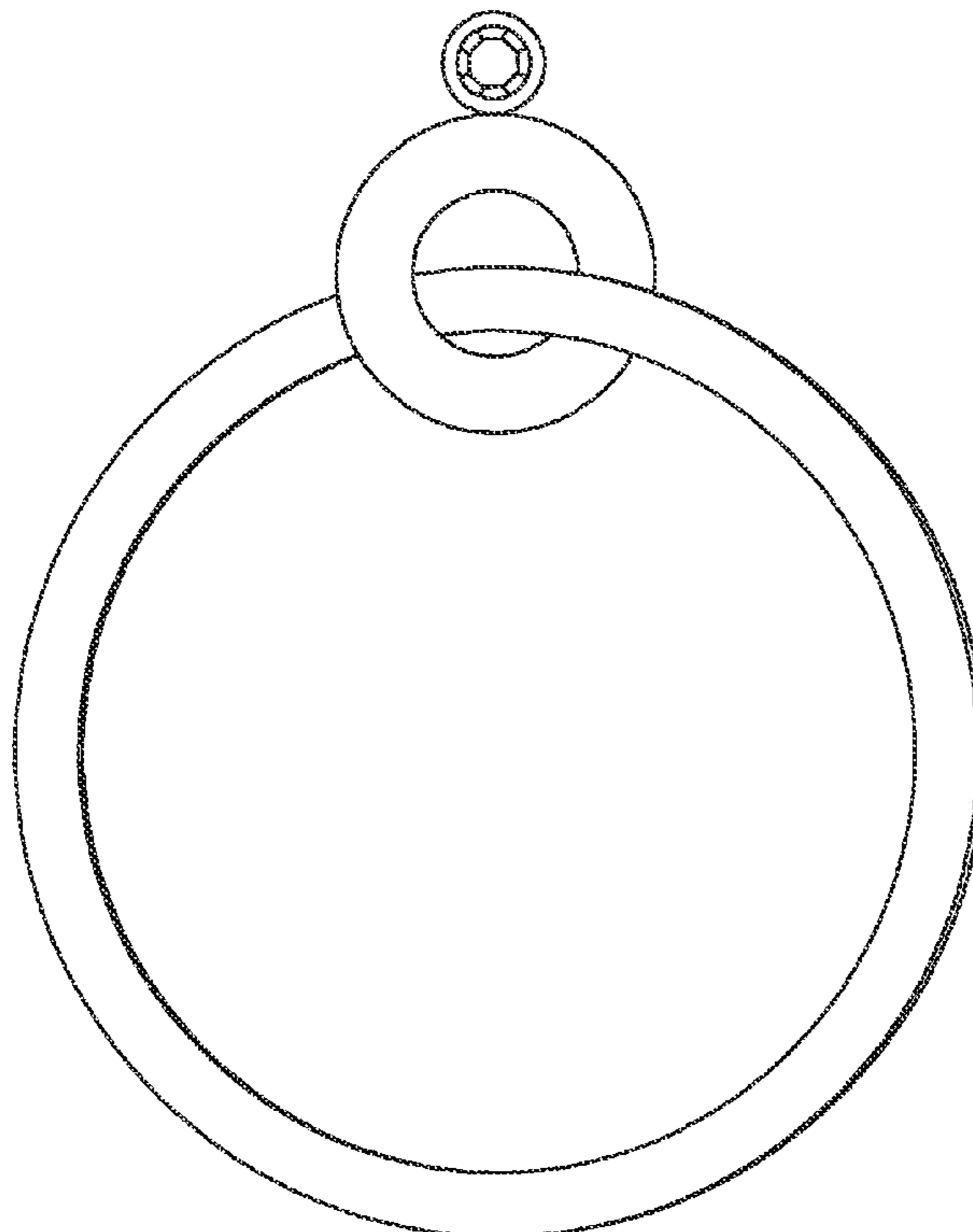


Fig.1

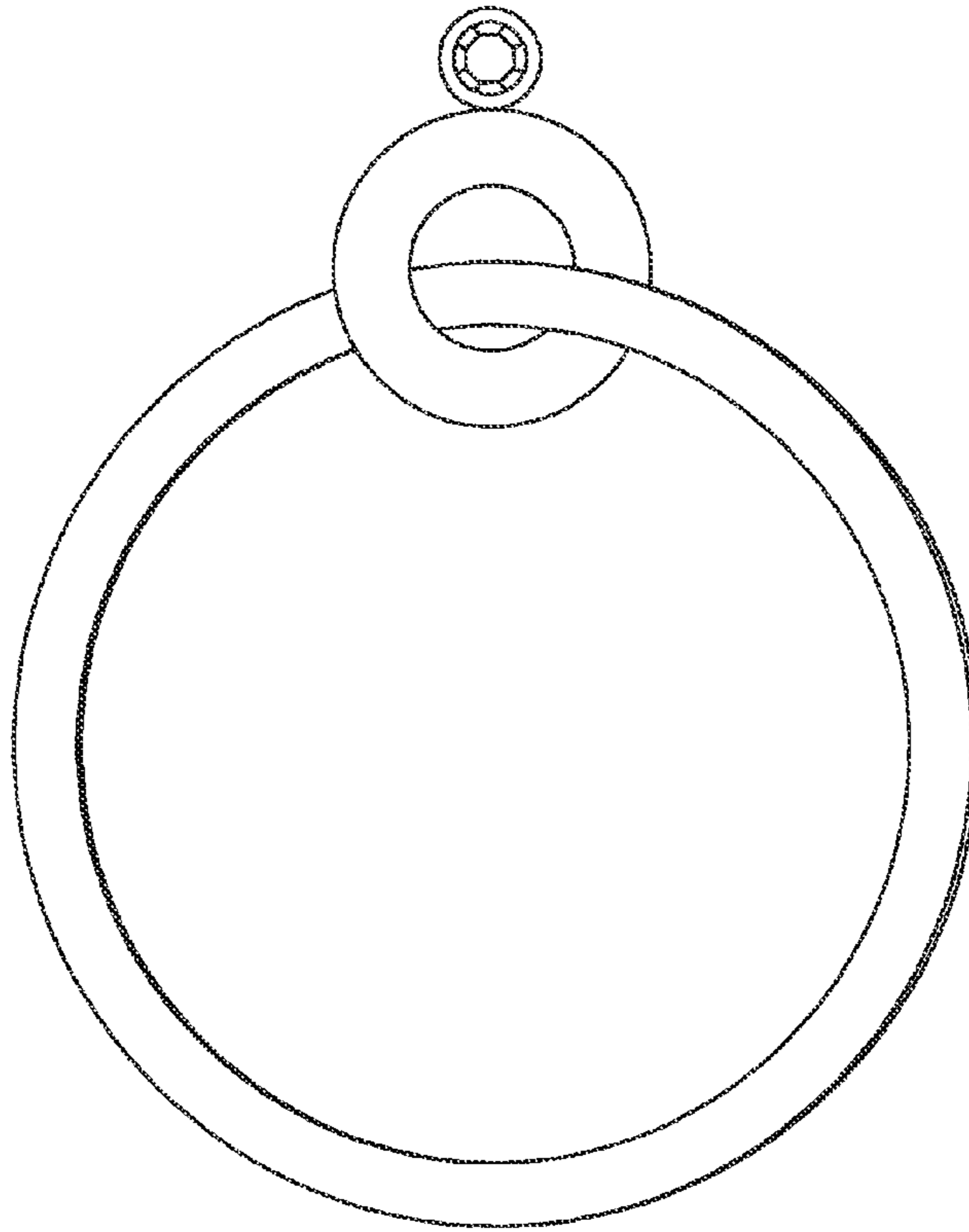


Fig.2

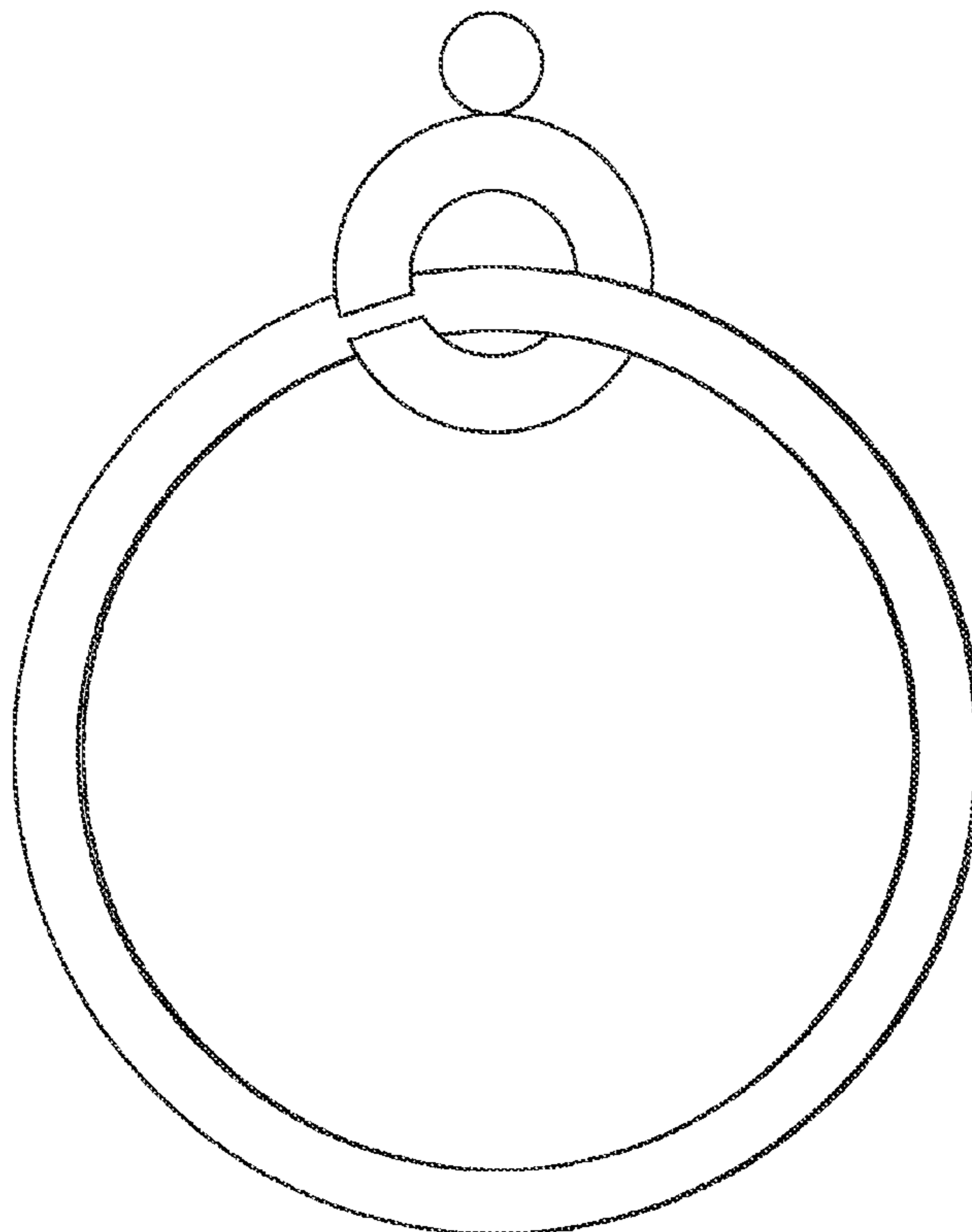


Fig.3



Fig.4



Fig.5

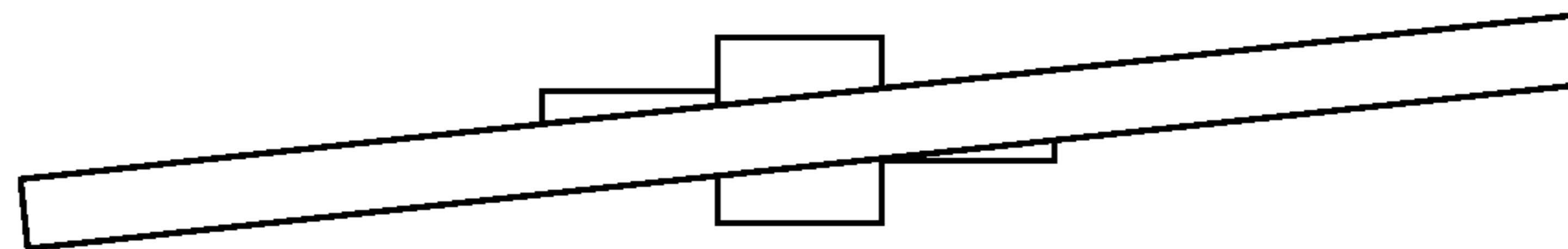


Fig.6

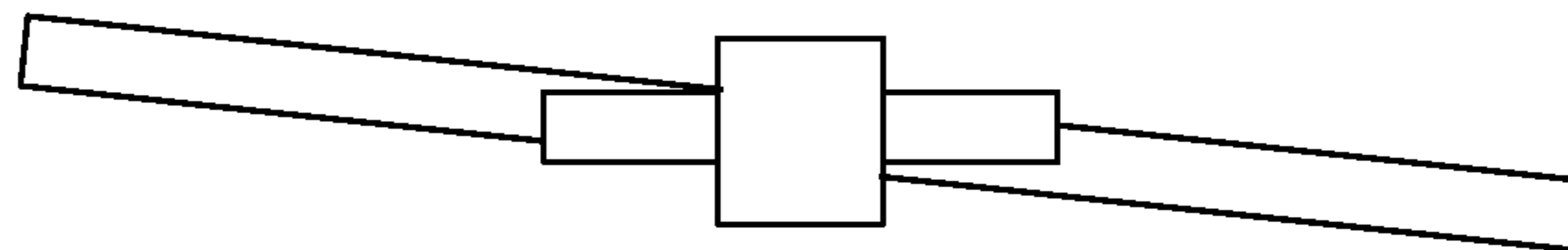


Fig.7

