



US00D625623S

(12) **United States Design Patent**
Smink

(10) **Patent No.:** **US D625,623 S**

(45) **Date of Patent:** **** Oct. 19, 2010**

(54) **STENCIL**

2007/0117109 A1* 5/2007 Rothmund 435/6
2010/0006921 A1* 1/2010 Makihara et al. 257/321

(76) Inventor: **Andrew M. Smink**, 1001 Scarlett Oak Ct., Hampstead, MD (US) 21075

* cited by examiner

(**) Term: **14 Years**

Primary Examiner—Antoine D Davis

(74) *Attorney, Agent, or Firm*—Paul R. Martin

(21) Appl. No.: **29/348,878**

(57) **CLAIM**

(22) Filed: **Feb. 19, 2010**

The ornamental design for a stencil, as shown and described.

(51) **LOC (9) Cl.** **10-04**

(52) **U.S. Cl.** **D10/64**

(58) **Field of Classification Search** D10/64;
D19/35, 37, 40; 33/562–566, 379, 382, DIG. 10
See application file for complete search history.

DESCRIPTION

FIG. 1 is a perspective view of the stencil of the invention.

FIG. 2 is a plan view of the top surface of the stencil shown in FIG. 1.

FIG. 3 is a plan view of the bottom surface of the stencil shown in FIG. 1.

FIG. 4 is an elevational view from the left edge of the stencil shown in FIG. 1.

FIG. 5 is an elevational view from the right edge of the stencil shown in FIG. 1.

FIG. 6 is a view from the top edge looking down of the stencil shown in FIG. 1; and,

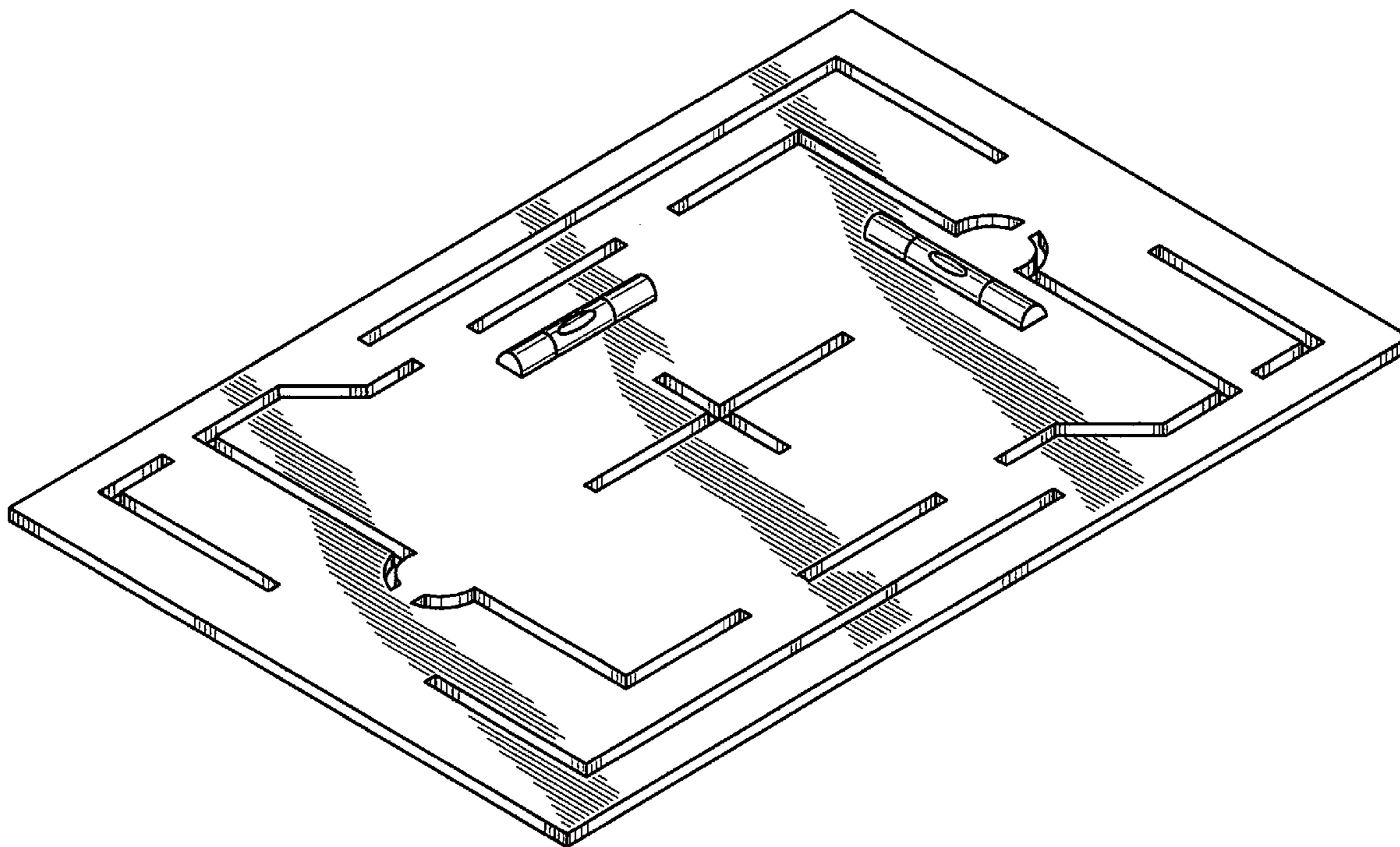
FIG. 7 is a view from the bottom edge looking up of the stencil shown in FIG. 1.

(56) **References Cited**

U.S. PATENT DOCUMENTS

2,110,335	A *	3/1938	Kritzer	427/264
D214,089	S *	5/1969	Simms	D10/64
3,924,331	A	12/1975	Goosen		
4,339,973	A	7/1982	Lawrence		
4,793,069	A	12/1988	McDowell		
4,953,733	A	9/1990	Loscuito		
5,172,483	A	12/1992	Yocono, Sr. et al.		
6,434,848	B1	8/2002	Gordon et al.		
6,463,668	B1	10/2002	Williams		
D508,861	S *	8/2005	Zavala	D10/64
7,210,241	B1	5/2007	Bree		

1 Claim, 3 Drawing Sheets



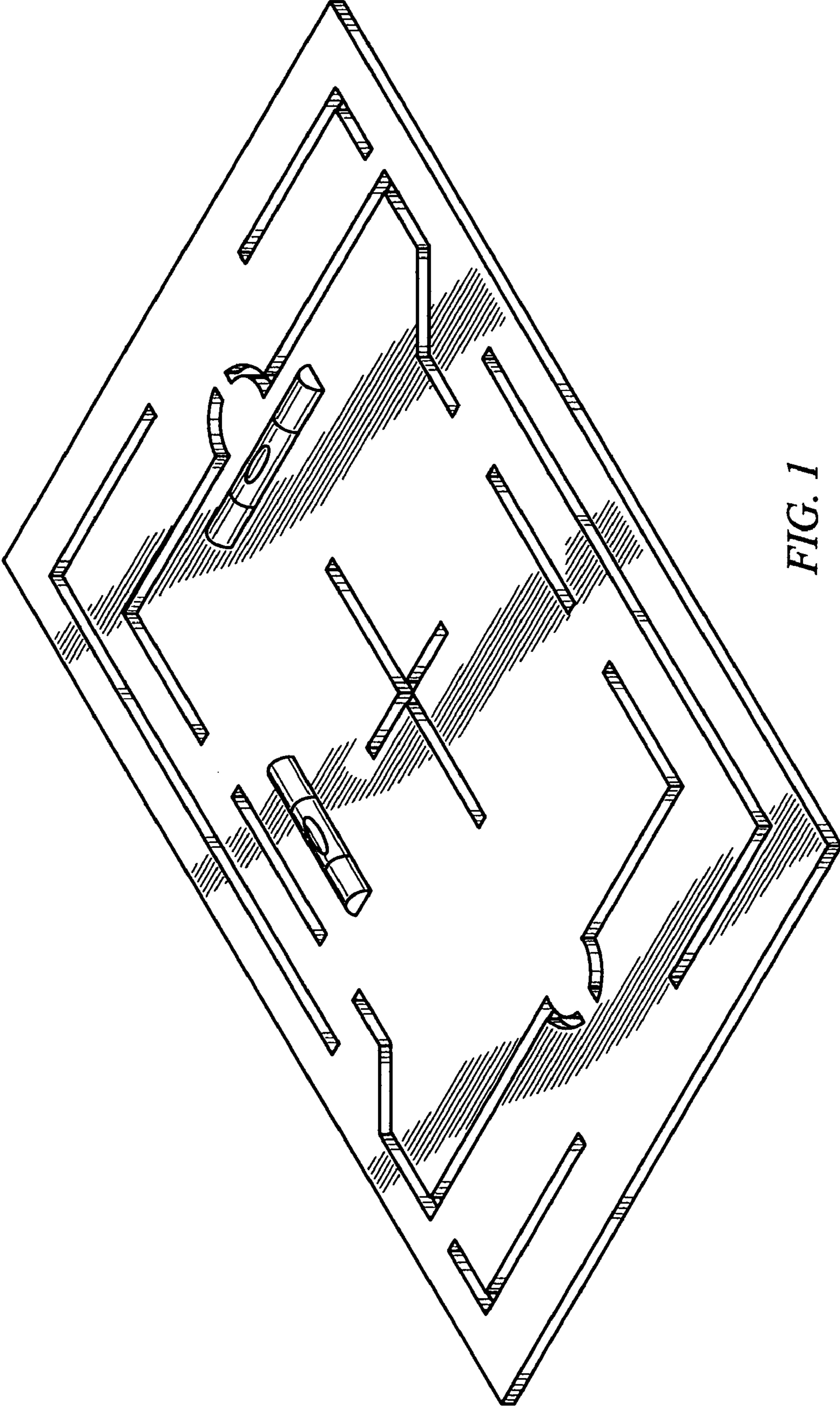


FIG. 1

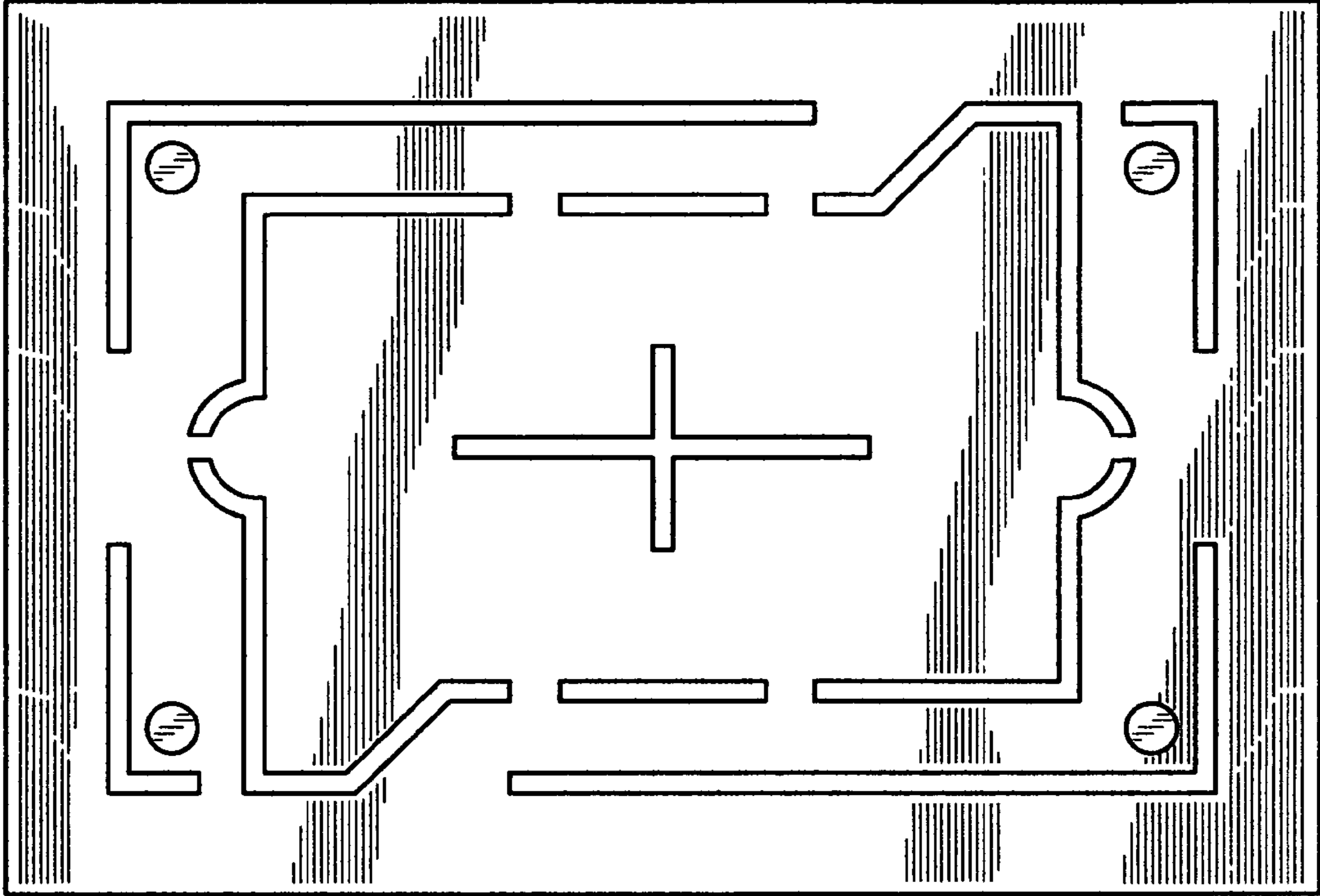


FIG. 3

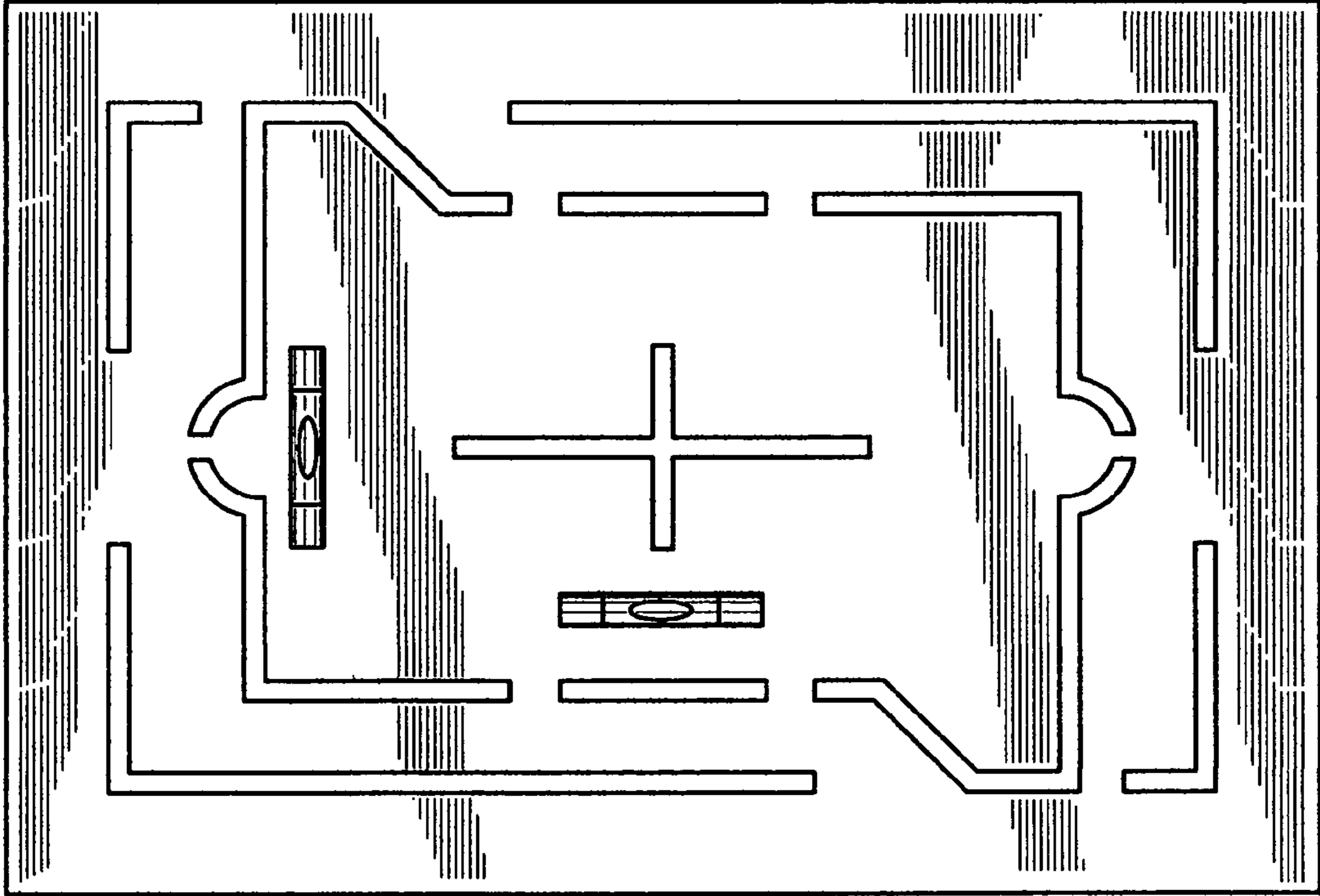


FIG. 2

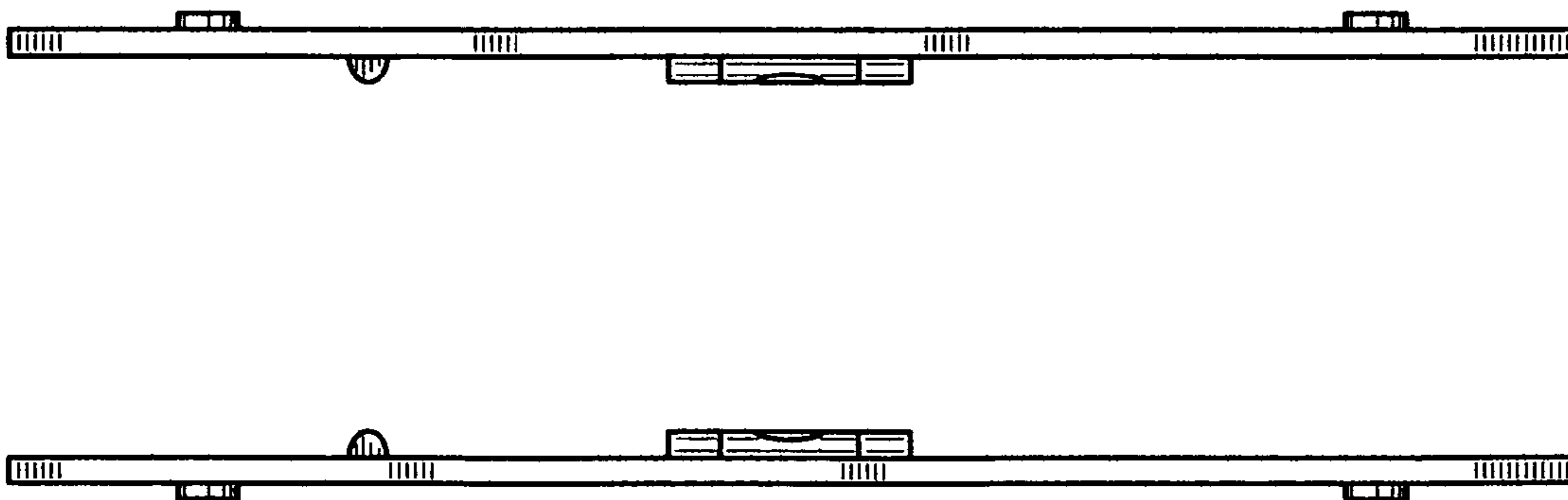


FIG. 4
FIG. 5



FIG. 6



FIG. 7