



US00D625619S

(12) **United States Design Patent**  
**Chastaingt**

(10) **Patent No.:** **US D625,619 S**

(45) **Date of Patent:** **\*\* Oct. 19, 2010**

(54) **WATCH CASE**

(75) Inventor: **Arnaud Chastaingt**, Paris (FR)

(73) Assignee: **Cartier Creation Studio SA** (CH)

(\*\*) Term: **14 Years**

(21) Appl. No.: **29/356,994**

(22) Filed: **Mar. 5, 2010**

(51) **LOC (9) Cl.** ..... **10-02**

(52) **U.S. Cl.** ..... **D10/38**

(58) **Field of Classification Search** ..... D10/30-39,  
D10/122-132; 368/276, 281, 282, 285, 283,  
368/286, 287

See application file for complete search history.

(56) **References Cited**

**U.S. PATENT DOCUMENTS**

1,169,935	A	*	2/1916	Dennison	.....	368/286
1,199,256	A	*	9/1916	Farr	.....	368/286
D51,182	S	*	8/1917	Lederer	.....	D10/132
D51,225	S	*	9/1917	Dean	.....	D10/132
D51,239	S	*	9/1917	Purver	.....	D10/128
D51,298	S	*	9/1917	Brown	.....	D10/132
D52,845	S	*	1/1919	Lederer	.....	D10/132
1,503,097	A	*	7/1924	Daving	.....	368/125
1,672,337	A	*	6/1928	Palliser	.....	63/1.13
D250,694	S	*	1/1979	Perrin	.....	D10/39
D296,994	S	*	8/1988	Lauper	.....	D10/39
4,939,913	A	*	7/1990	Scungio et al.	.....	63/21
D314,710	S	*	2/1991	Weil	.....	D10/32
D324,829	S	*	3/1992	Bock	.....	D10/126

D476,580	S	*	7/2003	Calvani et al.	.....	D10/30
D481,967	S	*	11/2003	Cohen	.....	D10/132
D554,005	S	*	10/2007	Laucella	.....	D10/39
D558,633	S	*	1/2008	Wei	.....	D10/126
D569,277	S	*	5/2008	Chastaingt	.....	D10/39
D580,278	S	*	11/2008	Hegi	.....	D10/32
D580,796	S	*	11/2008	Calvani	.....	D10/33

\* cited by examiner

*Primary Examiner*—Lucy Lieberman

(74) *Attorney, Agent, or Firm*—Galbreath Law Offices, P.C.;  
John A. Galbreath

(57) **CLAIM**

The ornamental design for a watch case, as shown and described.

**DESCRIPTION**

FIG. 1 is a top view of the invention;

FIG. 2 is a bottom view of the invention;

FIG. 3 is a side view of the invention;

FIG. 4 is a front view of the invention;

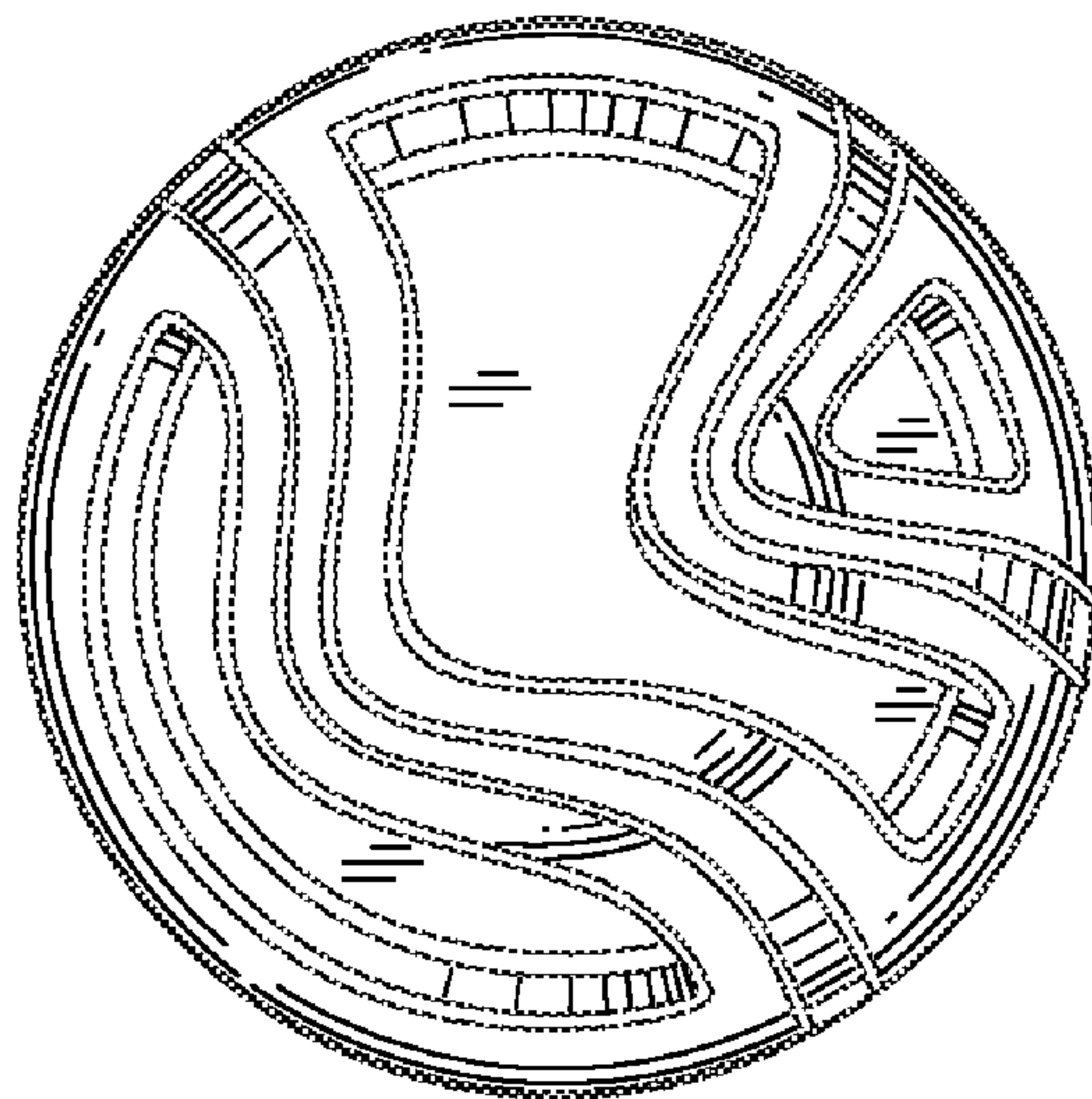
FIG. 5 is another side view of the invention, showing the side opposite that shown in FIG. 3;

FIG. 6 is a back view of the invention; and,

FIG. 7 is a perspective view of the invention.

The portions of the watch case that are shown in broken lines in the drawings are for illustrative purposes only and do not form part of the claimed design.

**1 Claim, 1 Drawing Sheet**



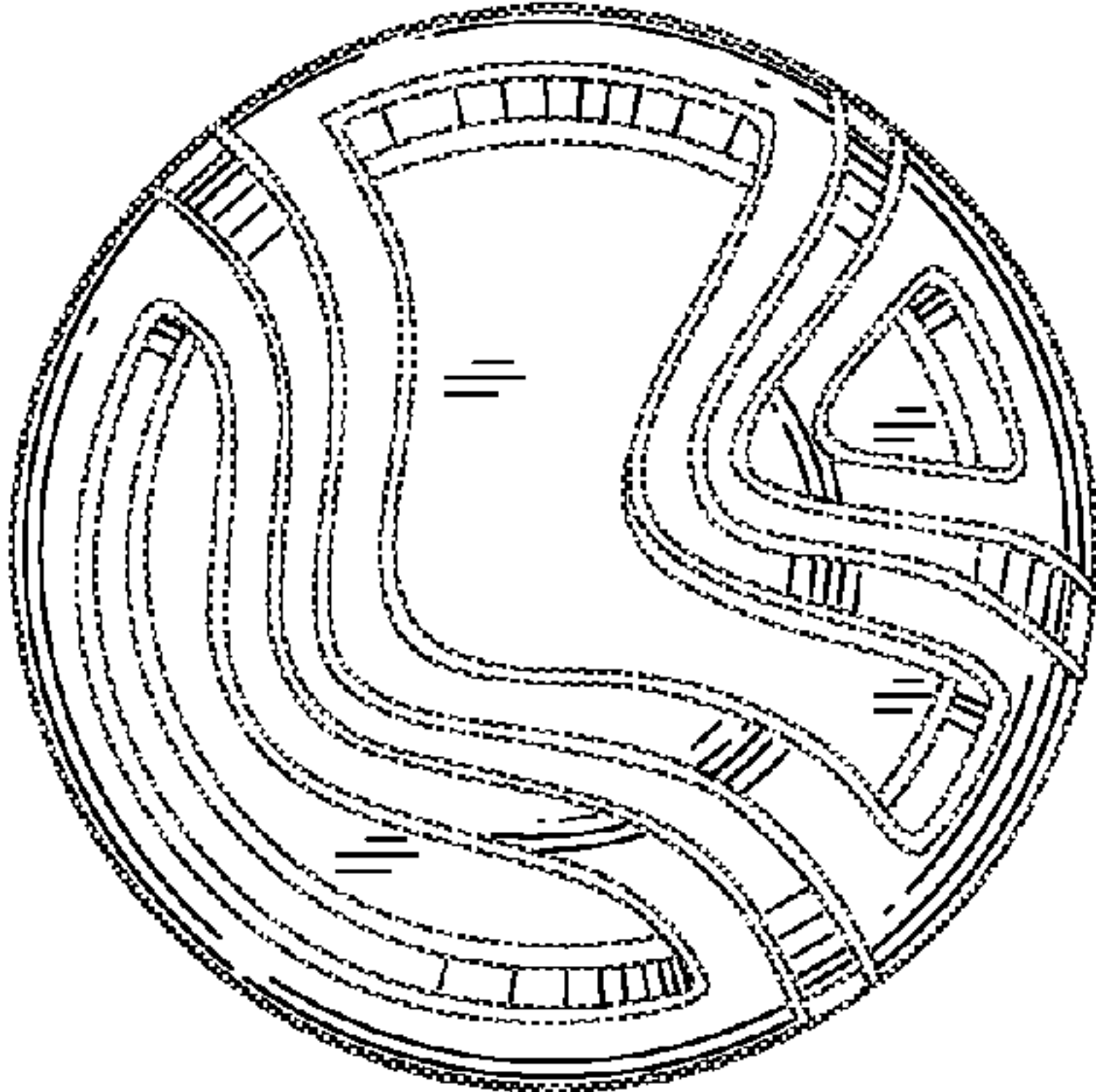


FIG. 1

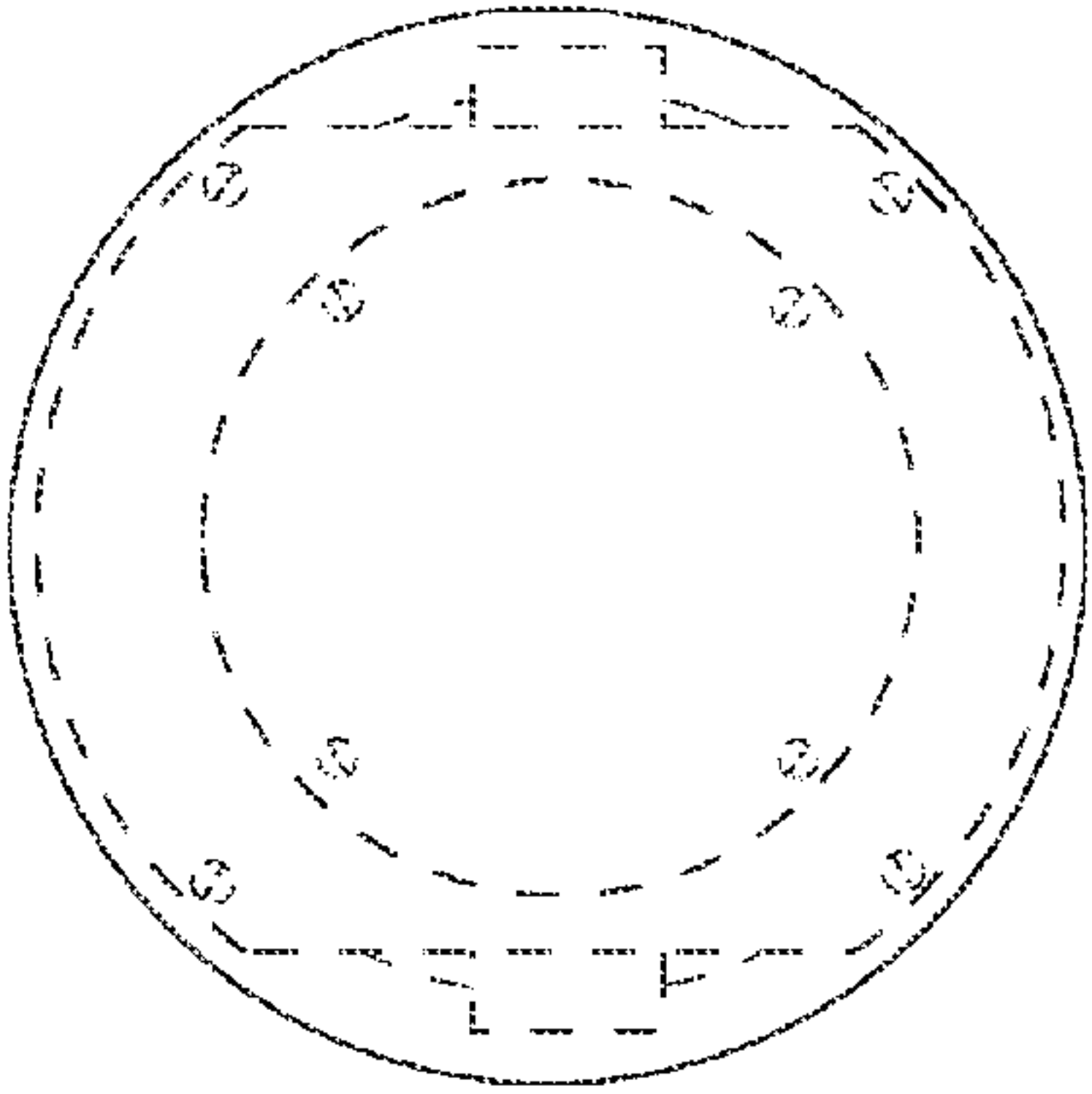


FIG. 2




FIG. 3



FIG. 4

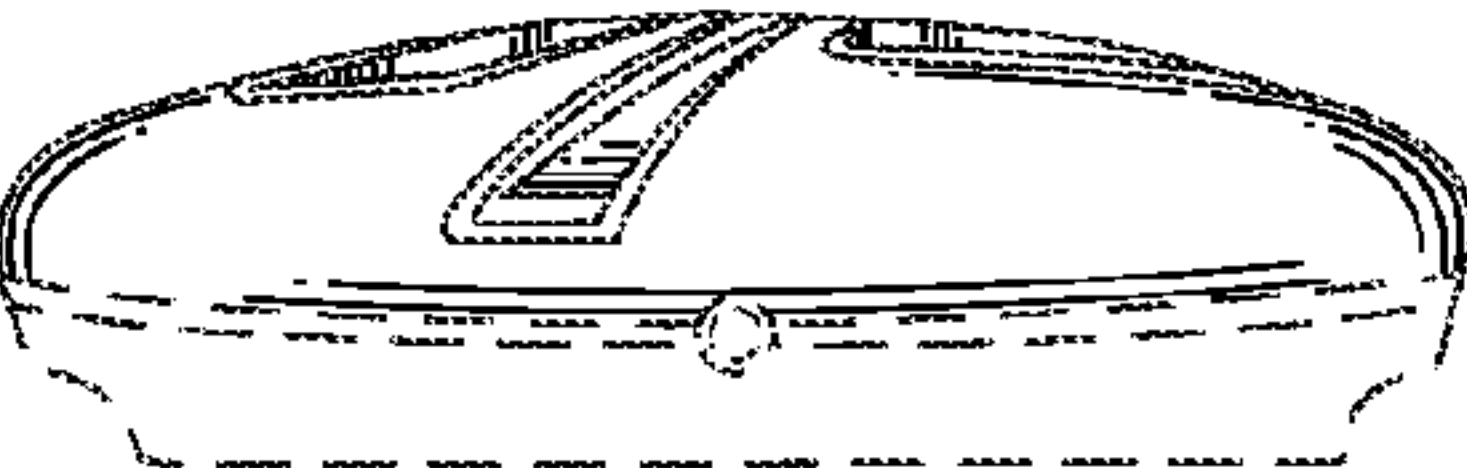


FIG. 5

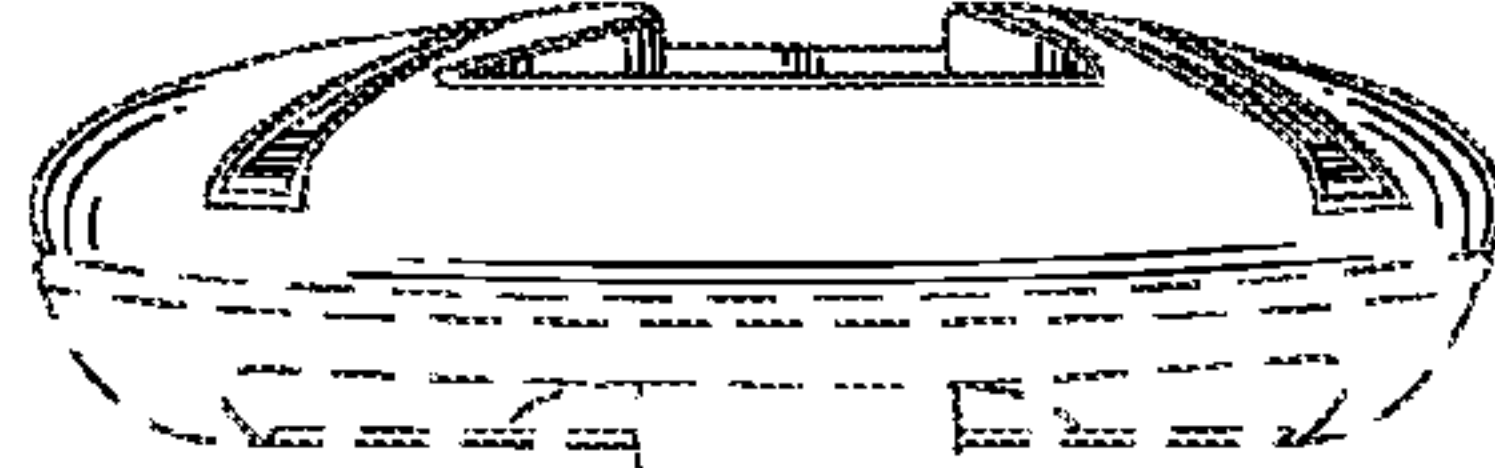


FIG. 6

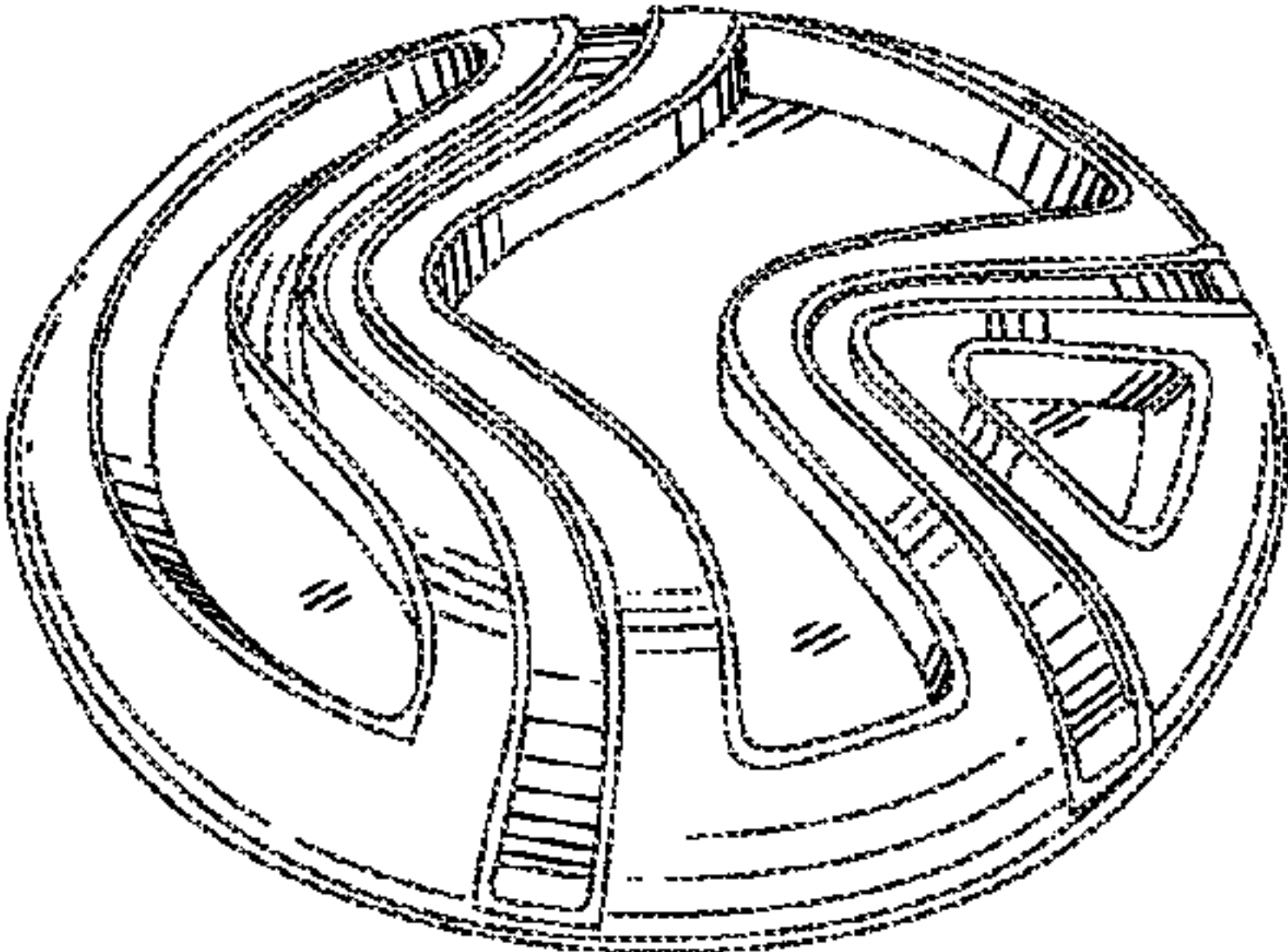


FIG. 7