



US00D625606S

(12) **United States Design Patent**  
**Hirst et al.**

(10) **Patent No.:** **US D625,606 S**  
(45) **Date of Patent:** **\*\* Oct. 19, 2010**

(54) **PUMP DISPENSER**

(75) Inventors: **Neil Hirst**, London (GB); **Christopher Mark Houghton**, London (GB)

(73) Assignee: **Conopco, Inc.**, Englewood Cliffs, NJ (US)

(\*\*) Term: **14 Years**

(21) Appl. No.: **29/353,870**

(22) Filed: **Jan. 15, 2010**

(30) **Foreign Application Priority Data**

Jul. 21, 2009 (GB) ..... 4011931

(51) **LOC (9) Cl.** ..... **09-01**

(52) **U.S. Cl.** ..... **D9/516; D9/542; D9/558**

(58) **Field of Classification Search** ..... D9/682-694,  
D9/516-575, 434-499; 215/379-385; 220/669-675;  
222/129, 135, 153.01, 153.03, 153.04, 153.09,  
222/153.11-153.14, 182, 631, 635, 209,  
222/211-213, 215, 321.7-321.9, 372, 373,  
222/378, 379, 383.1, 384-386, 398, 400.7,  
222/400.8, 401, 402.1-402.25

See application file for complete search history.

(56) **References Cited**

**U.S. PATENT DOCUMENTS**

D111,212 S \* 9/1938 Meyer ..... D9/552  
D114,363 S \* 4/1939 Dunnock ..... D9/542  
D142,616 S \* 10/1945 Clevenger ..... D9/573  
D208,825 S \* 10/1967 Hutton ..... D9/686  
D256,774 S \* 9/1980 Bedin ..... D9/542  
D315,299 S \* 3/1991 Gerardiello ..... D9/558  
D433,932 S \* 11/2000 Kuzma et al. .... D9/682  
D462,014 S \* 8/2002 Heimbold et al. .... D9/557  
D505,079 S \* 5/2005 Mulder et al. .... D9/542  
D521,873 S \* 5/2006 Ross ..... D9/691

D522,876 S \* 6/2006 Braaten et al. .... D9/691  
D539,665 S \* 4/2007 Haubert et al. .... D9/686  
D554,517 S \* 11/2007 Breitlander ..... D9/558  
D597,411 S \* 8/2009 Colatrella et al. .... D9/542  
D609,098 S 2/2010 Almstead, Jr. et al.  
2009/0108023 A1 \* 4/2009 Houghton et al. .... 222/153.13

**FOREIGN PATENT DOCUMENTS**

CN 300721239 \* 12/2007  
WO DM/056222 \* 7/2001  
WO DM/061756 \* 11/2002

**OTHER PUBLICATIONS**

Co-pending application—Hirst et al. U.S. Appl. No. 29/353,866, filed Jan. 15, 2010: entitled: Pump Dispenser.

\* cited by examiner

*Primary Examiner*—Catherine Tuttle

(74) *Attorney, Agent, or Firm*—Milton L. Honig

(57) **CLAIM**

The ornamental design for a pump dispenser, as shown and described.

**DESCRIPTION**

FIG. 1 is a top, front and left side perspective view of our pump dispenser;

FIG. 2 is a front elevational view thereof;

FIG. 3 is a rear elevational view thereof;

FIG. 4 is a right side elevational view thereof;

FIG. 5 is a left side elevational view thereof;

FIG. 6 is a top plan view thereof; and,

FIG. 7 is a bottom plan view thereof.

The broken lines are included for the purpose of illustrating portions of the pump dispenser that form no part of the claimed design.

**1 Claim, 5 Drawing Sheets**

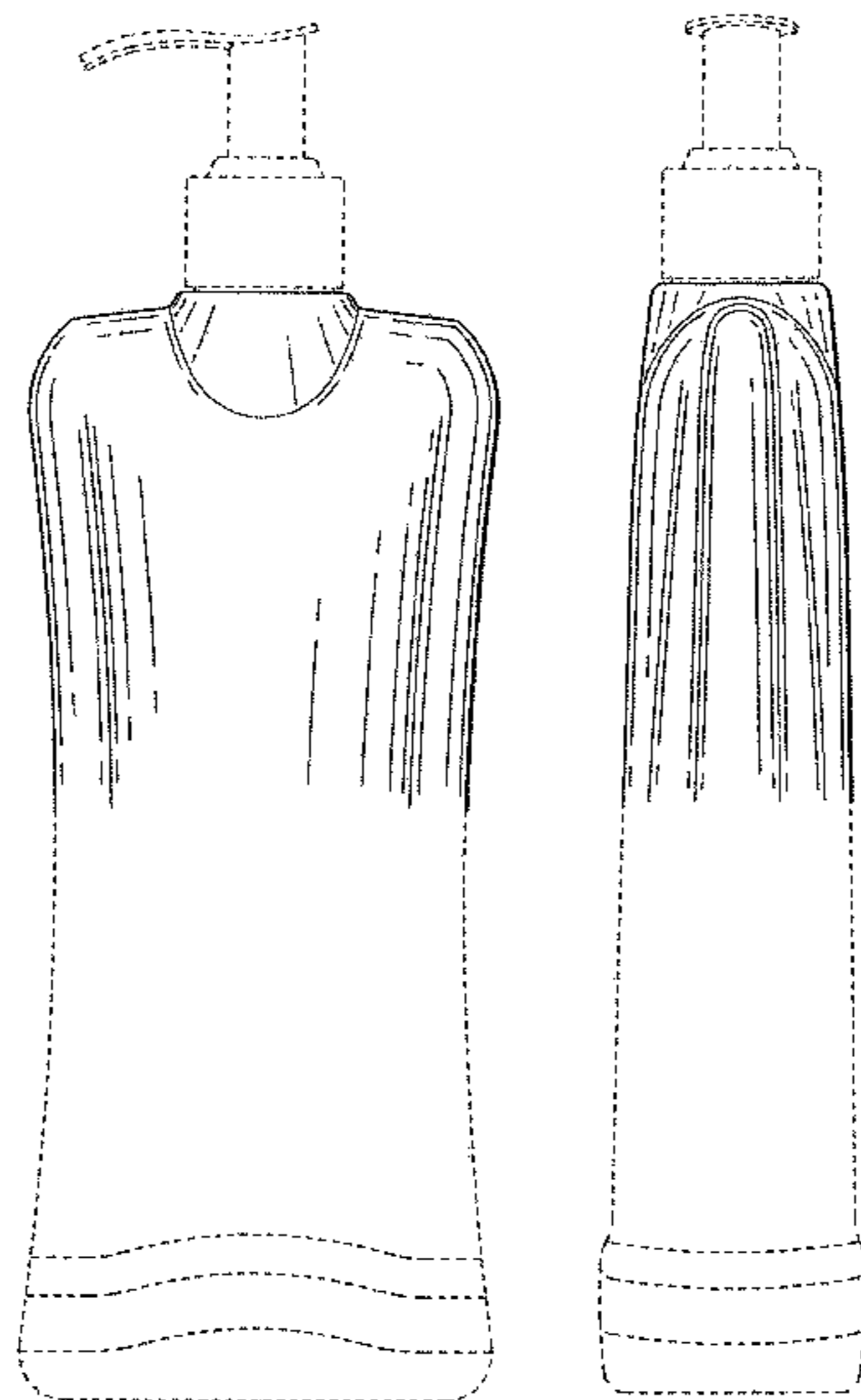


FIG. 1

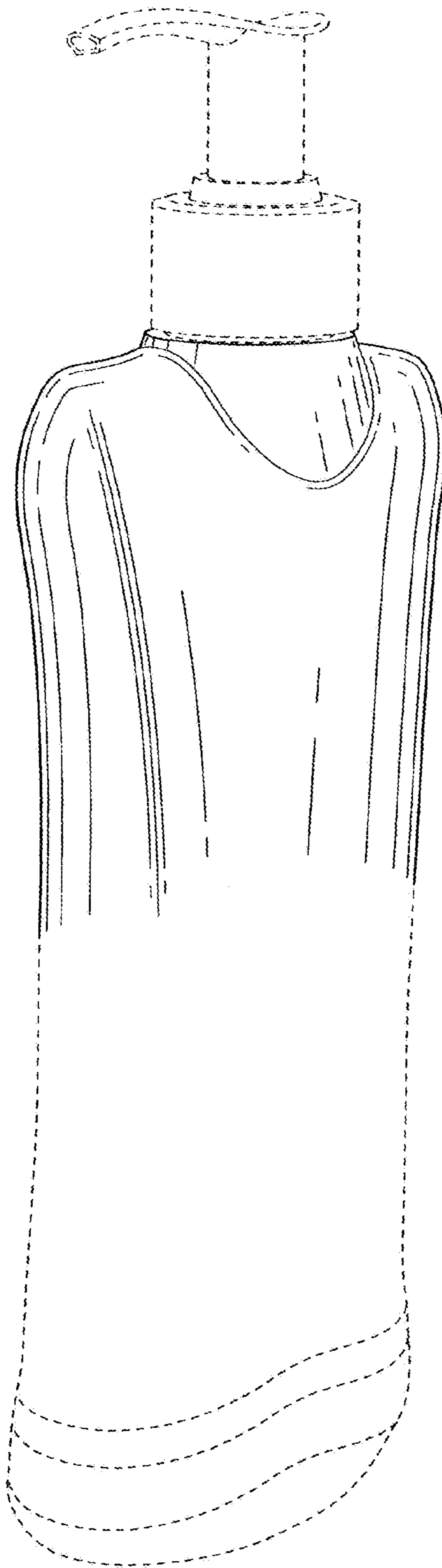


FIG. 2

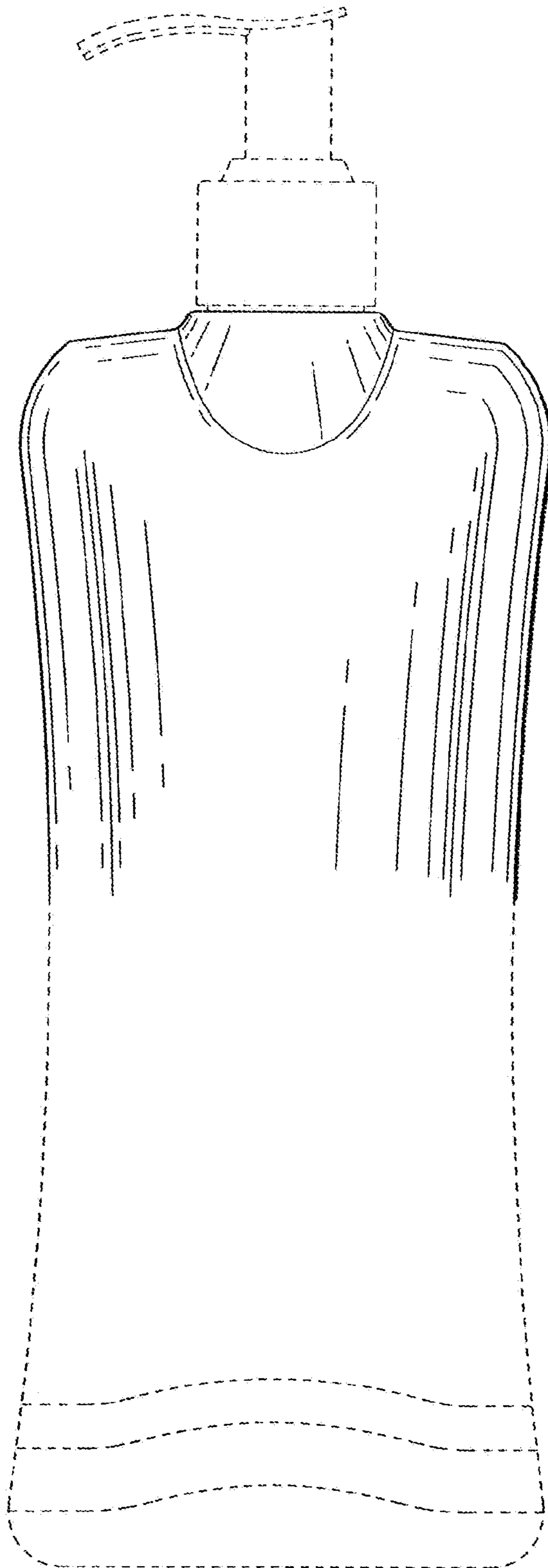


FIG. 3

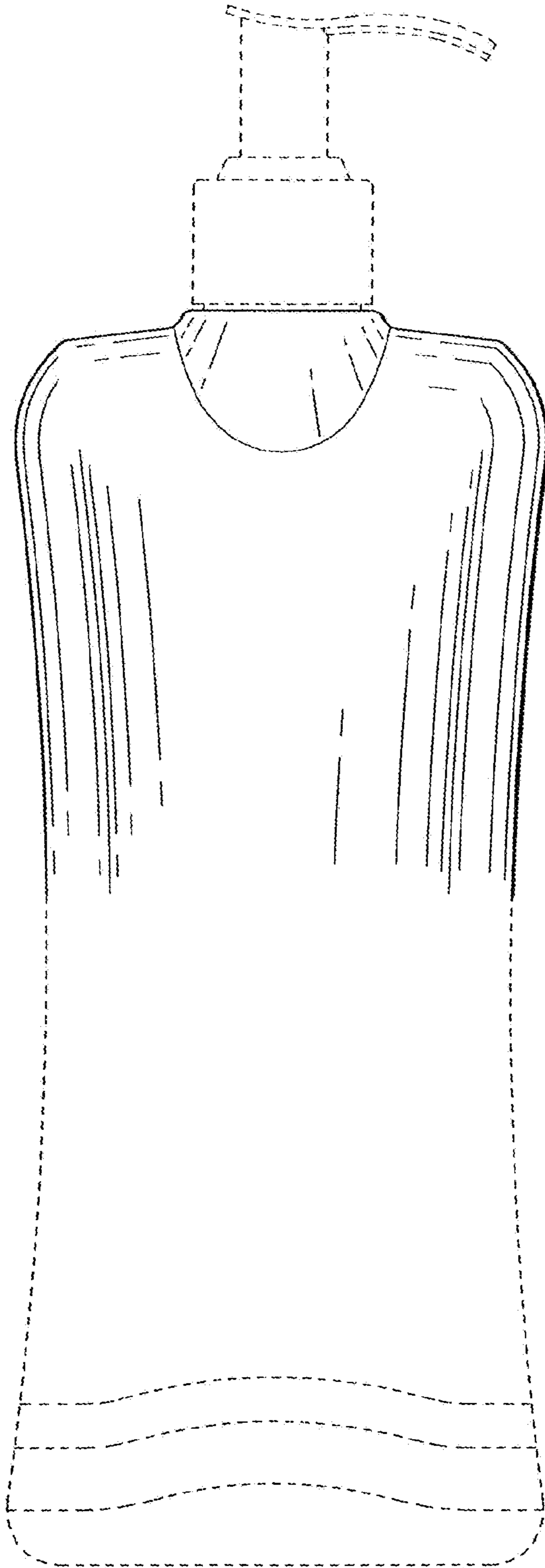


FIG. 4

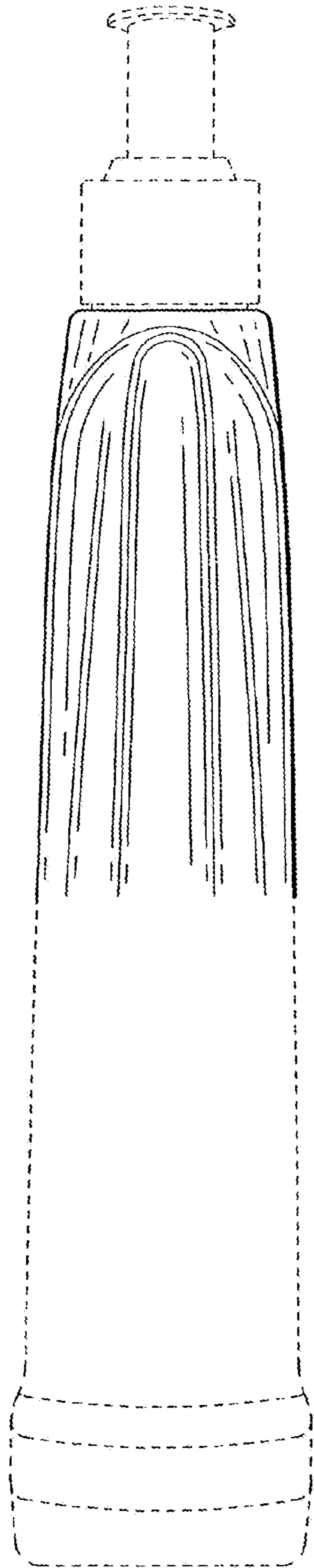
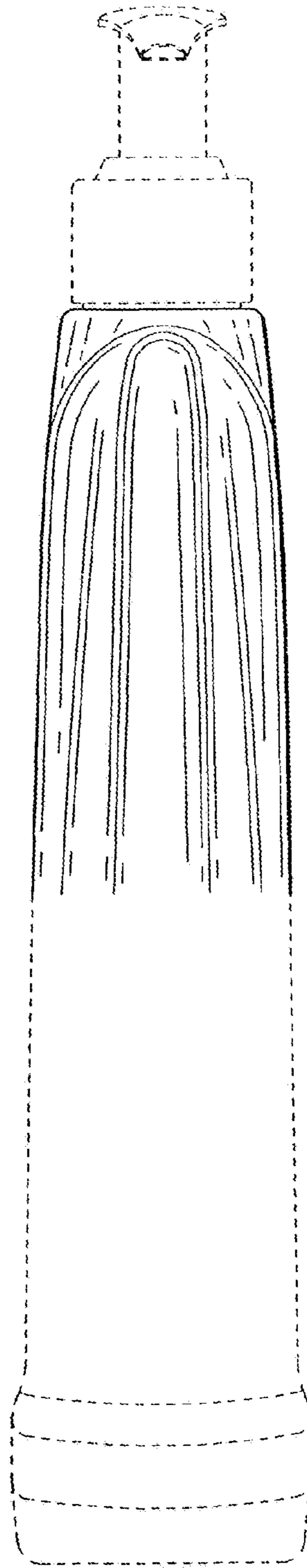
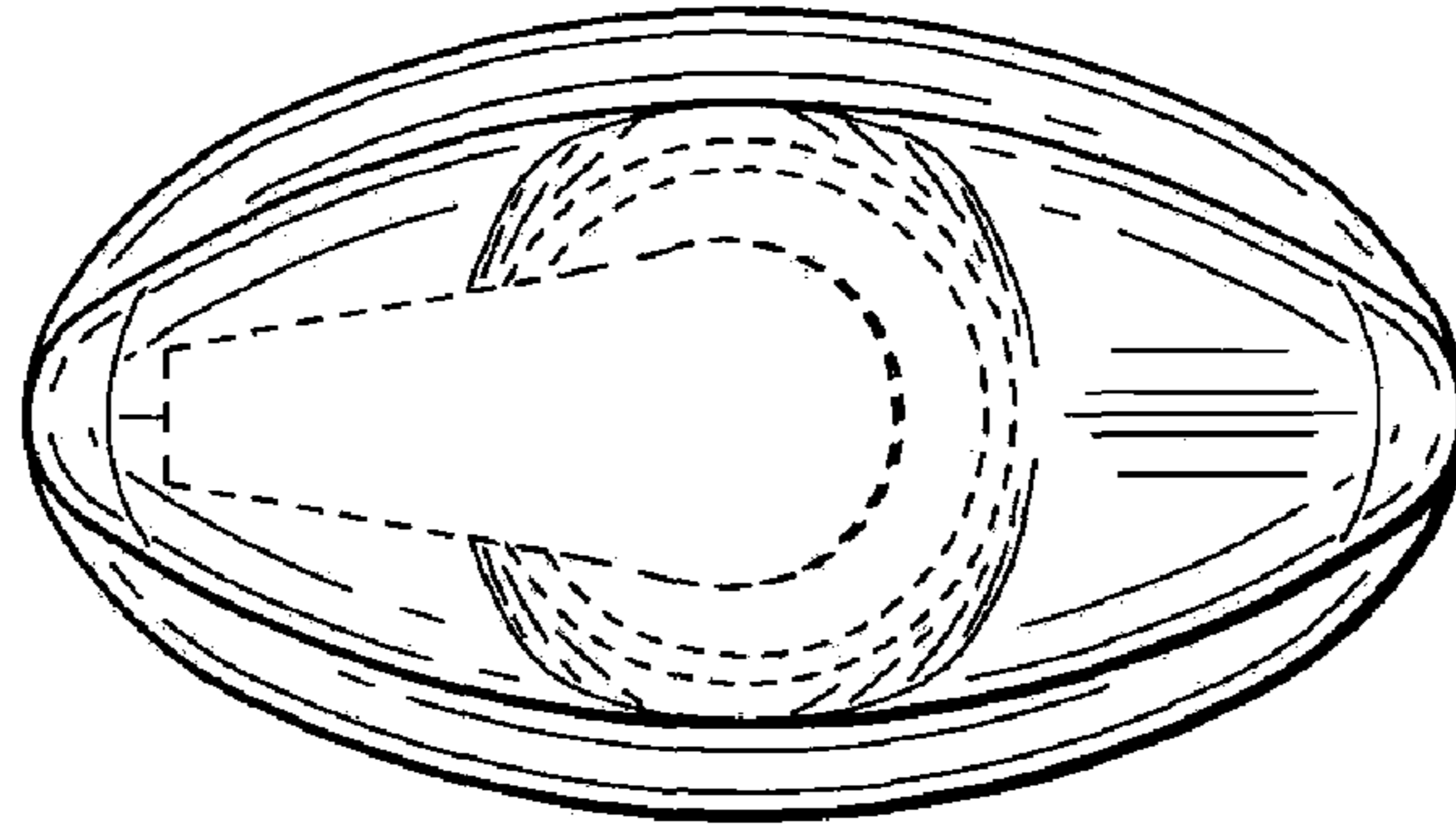


FIG. 5



**FIG. 6**



**FIG. 7**

