



US00D625602S

(12) **United States Design Patent**  
**Schrimpf**

(10) **Patent No.:** **US D625,602 S**

(45) **Date of Patent:** **\*\* Oct. 19, 2010**

(54) **TOOTHPASTE DISPENSER**

(76) **Inventor:** **Wolf Schrimpf**, Schweizer Platz 62,  
Frankfurt am Main 60594 (DE)

(\*\*) **Term:** **14 Years**

(21) **Appl. No.:** **29/308,993**

(22) **Filed:** **Jul. 21, 2008**

(51) **LOC (9) Cl.** ..... **09-07**

(52) **U.S. Cl.** ..... **D9/447**

(58) **Field of Classification Search** ..... D9/902,  
D9/763, 516, 453, 447, 438, 435, 440, 907,  
D9/697, 696, 695, 530, 454, 445, 443, 442,  
D9/439, 436, 434, 415; D7/510, 396.2, 536,  
D7/535, 533, 511, 391; D28/7; D24/224,  
D24/130, 112; D23/206; D10/101; 604/228;  
222/82, 566, 539, 529, 526, 521, 478, 321.6,  
222/153.13, 158, 568, 567, 376, 288, 214,  
222/212.5; 221/63, 45; 220/716, 270; 215/257,  
215/356, 329, 305, 228, 11.1; 206/219; D3/326,  
D3/318, 302, 294

See application file for complete search history.

(56) **References Cited**

**U.S. PATENT DOCUMENTS**

133,635	A *	12/1872	Delany	.....	222/568
D113,332	S *	2/1939	Piluso	.....	D9/453
3,303,953	A *	2/1967	Frank	.....	215/228
D220,872	S *	6/1971	Marg	.....	D9/436
4,603,784	A *	8/1986	Chang	.....	215/11.1
D324,824	S *	3/1992	Hansen	.....	D9/436
D327,848	S *	7/1992	Hanover	.....	D9/436
D437,228	S *	2/2001	Collins	.....	D9/453

D516,911	S *	3/2006	Bloom et al.	.....	D9/453
D585,276	S *	1/2009	Hsu	.....	D9/444
2001/0027956	A1 *	10/2001	Bonacorso et al.	.....	215/11.1
2007/0084819	A1 *	4/2007	Fialkowski	.....	215/11.1

\* cited by examiner

*Primary Examiner*—Susan Bennett Hattan

(74) *Attorney, Agent, or Firm*—Brownstein Hyatt Farber  
Schreck, LLP

(57) **CLAIM**

The ornamental design for a toothpaste dispenser, as shown  
and described.

**DESCRIPTION**

FIG. 1 is a top side view of a toothpaste dispenser showing my  
new ornamental design;

FIG. 2 is a top view of the toothpaste dispenser shown in FIG.  
1;

FIG. 3 is a front view of the toothpaste dispenser shown in  
FIG. 1;

FIG. 4 is a right side view of the toothpaste dispenser shown  
in FIG. 1;

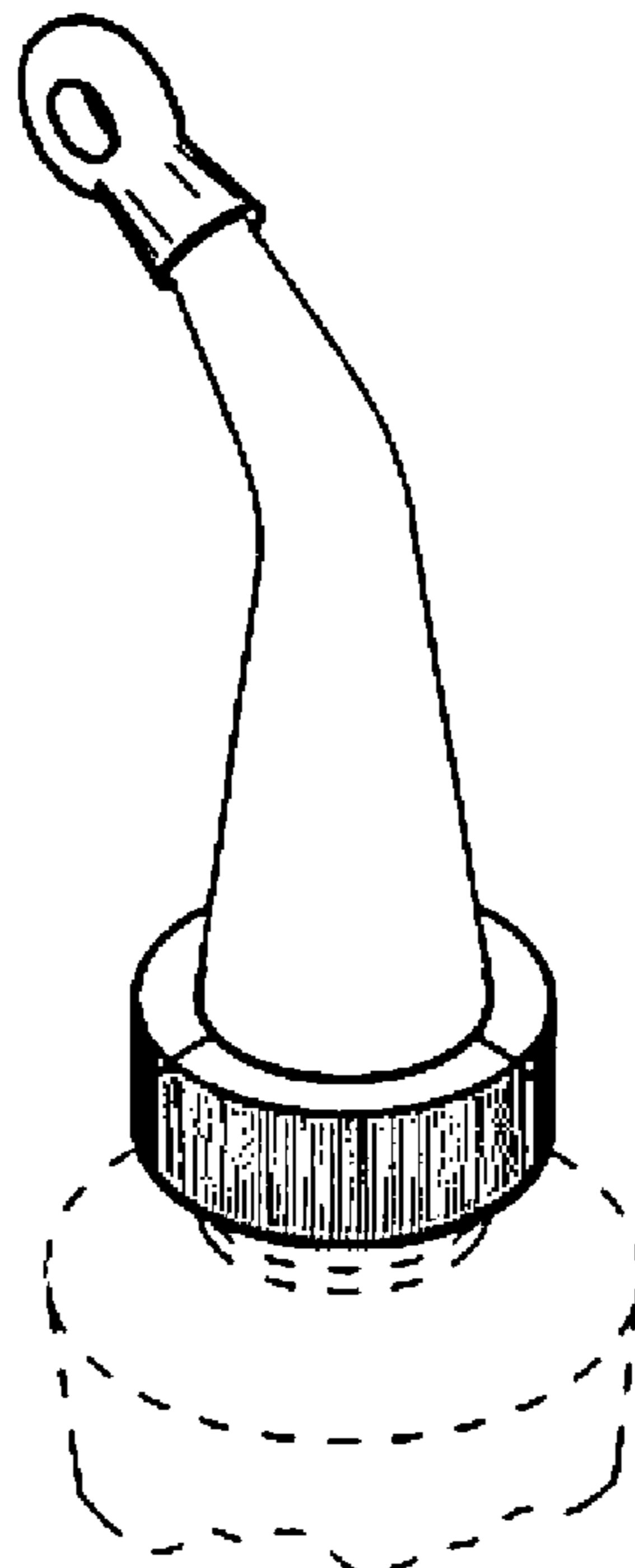
FIG. 5 is a rear side view of the toothpaste dispenser shown in  
FIG. 1;

FIG. 6 is a left side view of the toothpaste dispenser shown in  
FIG. 1; and,

FIG. 7 is a partial top view of the toothpaste dispenser shown  
in FIG. 1.

The broken lines depict environmental subject matter only  
and form no part of the claimed design.

**1 Claim, 1 Drawing Sheet**



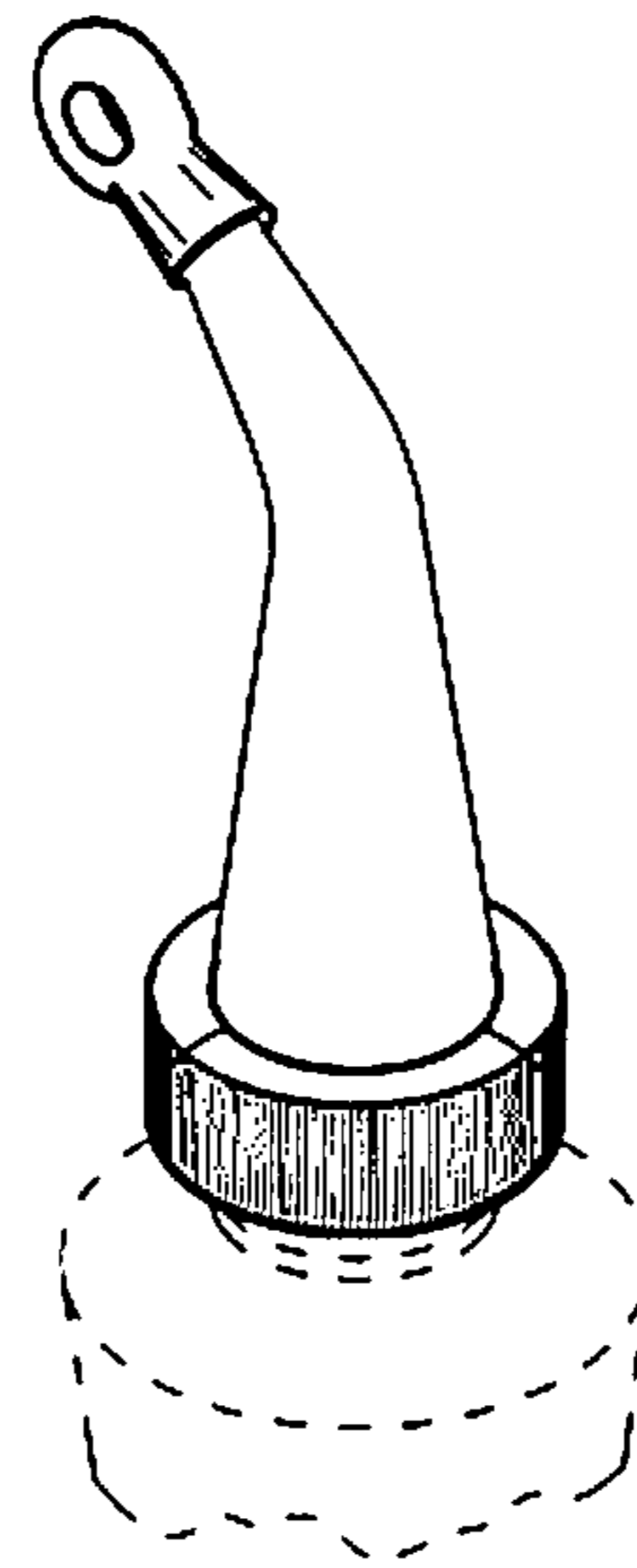


Fig. 1

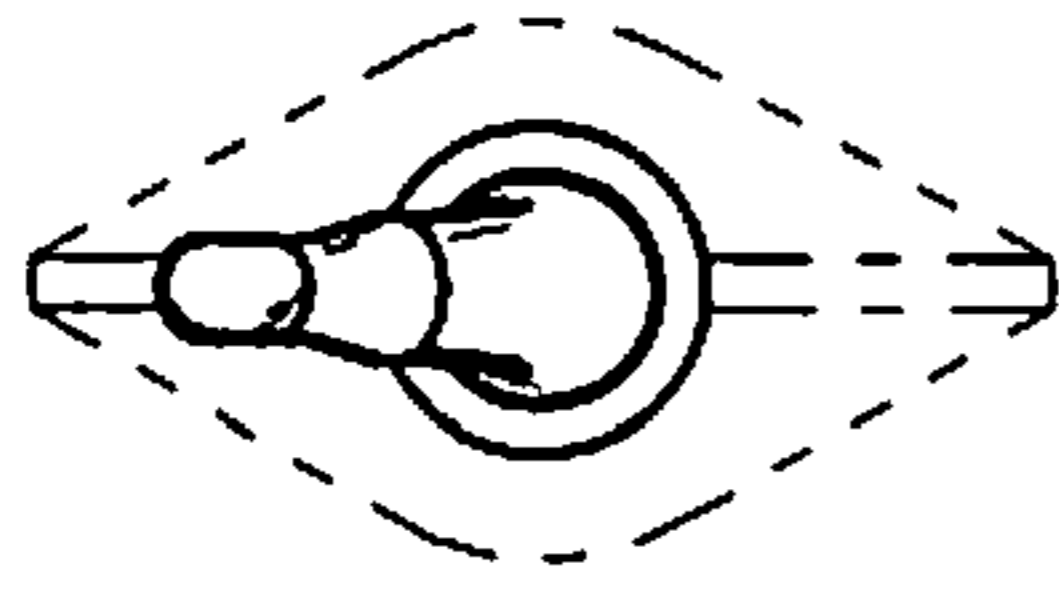


Fig. 2




Fig. 3




Fig. 4




Fig. 5




Fig. 6

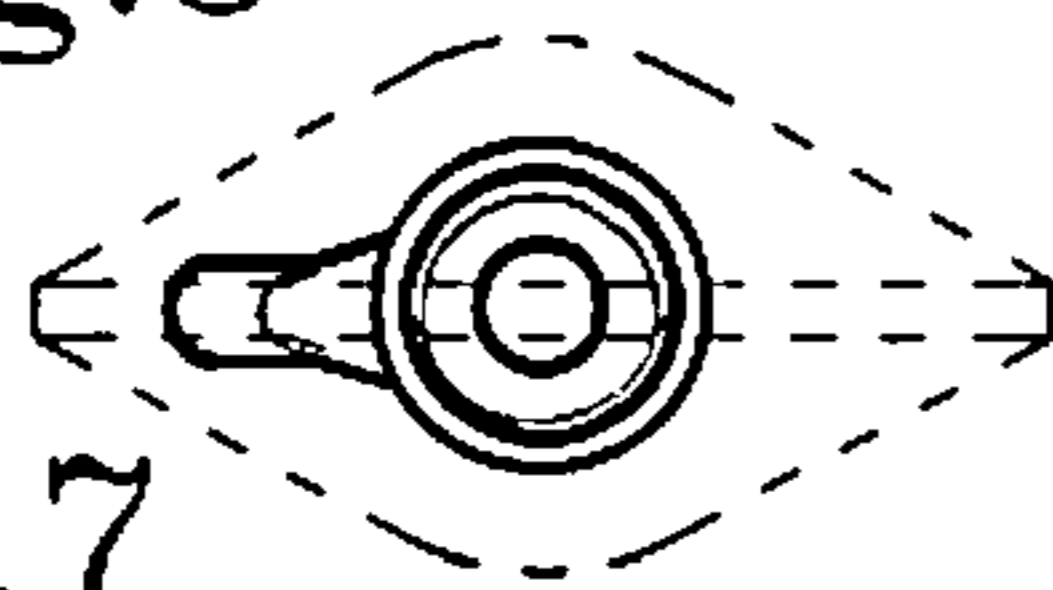


Fig. 7