



US00D625590S

(12) **United States Design Patent**
Gaudron

(10) **Patent No.:** **US D625,590 S**
(45) **Date of Patent:** **** Oct. 19, 2010**

(54) **PIN**
(75) Inventor: **Paul Gaudron**, Stratford, CT (US)
(73) Assignee: **Powers Fasteners, Inc.**, Brewster, NY (US)
(**) Term: **14 Years**
(21) Appl. No.: **29/337,371**
(22) Filed: **May 20, 2009**
(51) **LOC (9) Cl.** **08-08**
(52) **U.S. Cl.** **D8/384**
(58) **Field of Classification Search** D8/384,
D8/391, 382, 385, 386; 411/439, 487, 456,
411/485
See application file for complete search history.

D409,663 S * 5/1999 Wagner et al. D19/65
6,135,278 A * 10/2000 Rohmoser et al. 206/347
D462,257 S * 9/2002 Alexander D8/391
D472,783 S * 4/2003 Gaudron D8/70
6,805,525 B2 * 10/2004 Oswald 411/499
6,966,440 B1 * 11/2005 Kennedy et al. 206/347
7,021,462 B2 * 4/2006 Powers et al. 206/338
D564,345 S * 3/2008 Prada D8/391
2003/0075466 A1 * 4/2003 Hereliet et al. 206/338
2005/0008452 A1 * 1/2005 Allaart et al. 411/439

* cited by examiner

Primary Examiner—Holly H Baynham
Assistant Examiner—Sheryl Lane
(74) *Attorney, Agent, or Firm*—Cantor Colburn LLP

(57) **CLAIM**

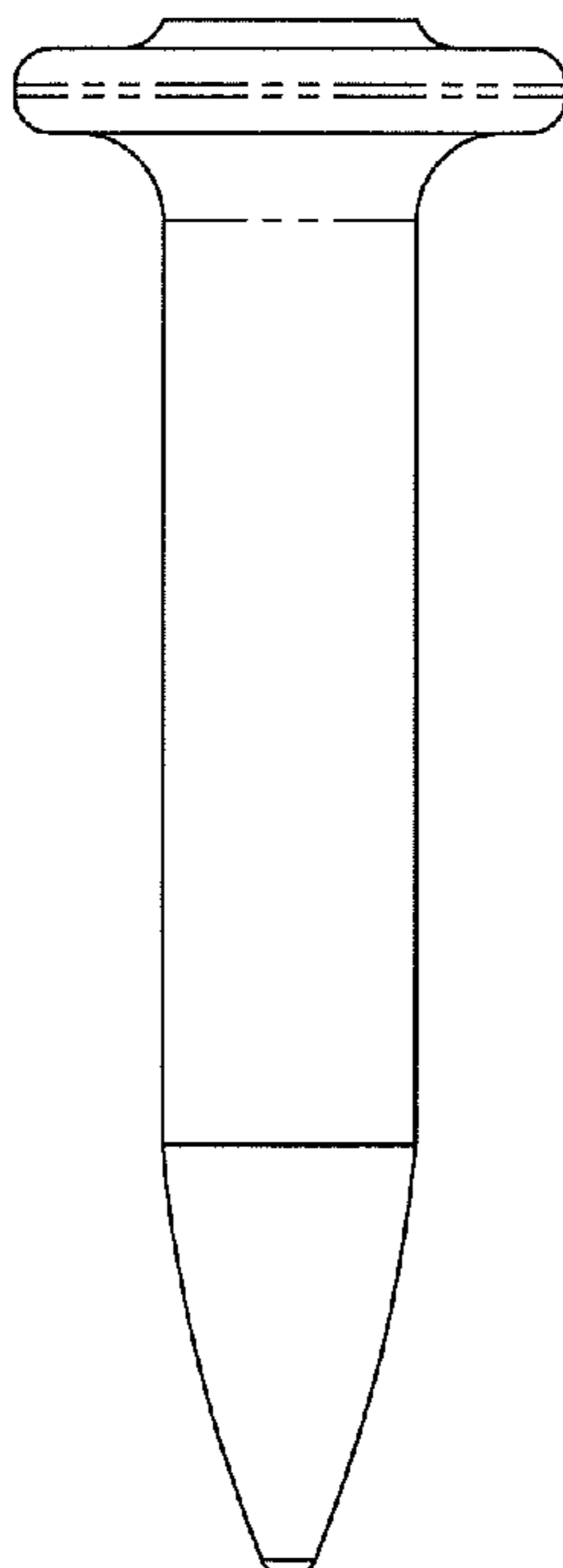
I claim, the ornamental design for a pin, as shown and described.

(56) **References Cited**
U.S. PATENT DOCUMENTS
D139,216 S * 10/1944 Spanholtz D8/391
2,404,928 A * 7/1946 Schutten 411/446
4,322,194 A * 3/1982 Einhorn 411/30
4,917,552 A * 4/1990 Crawford 411/32
D357,855 S * 5/1995 Keith et al. D8/384
D366,113 S * 1/1996 Morgan D24/145
5,741,104 A * 4/1998 Lat et al. 411/453
5,860,866 A * 1/1999 Van Allman et al. 470/34

DESCRIPTION

FIG. 1 is a top plan view of the pin;
FIG. 2 is a front view of the pin, the rear view and both side views being identical to the front view; and,
FIG. 3 is a bottom plan view of the pin.
The dashed lines in the drawings are claimed lines representing contours in the design.

1 Claim, 1 Drawing Sheet



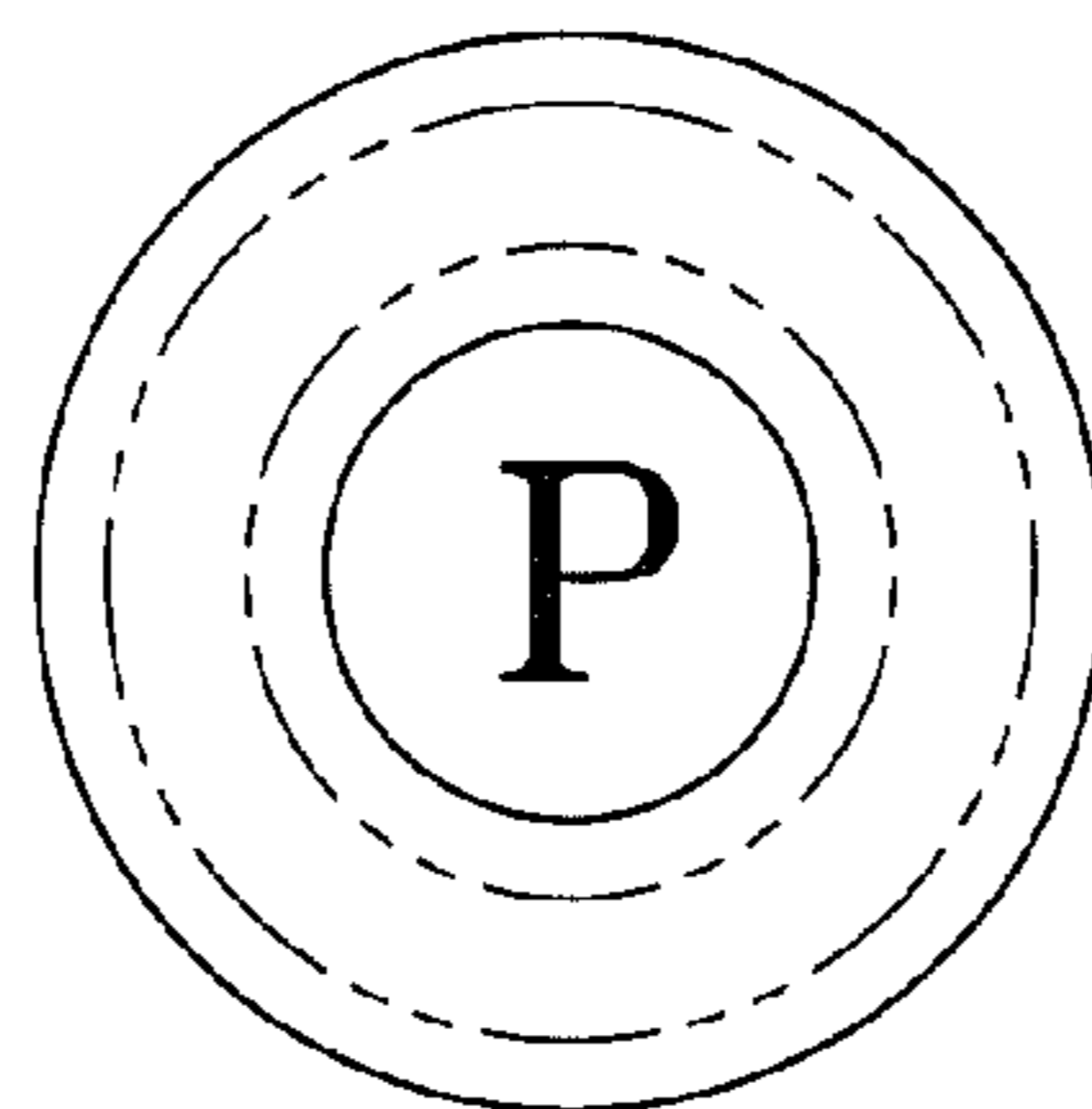


FIG. 1

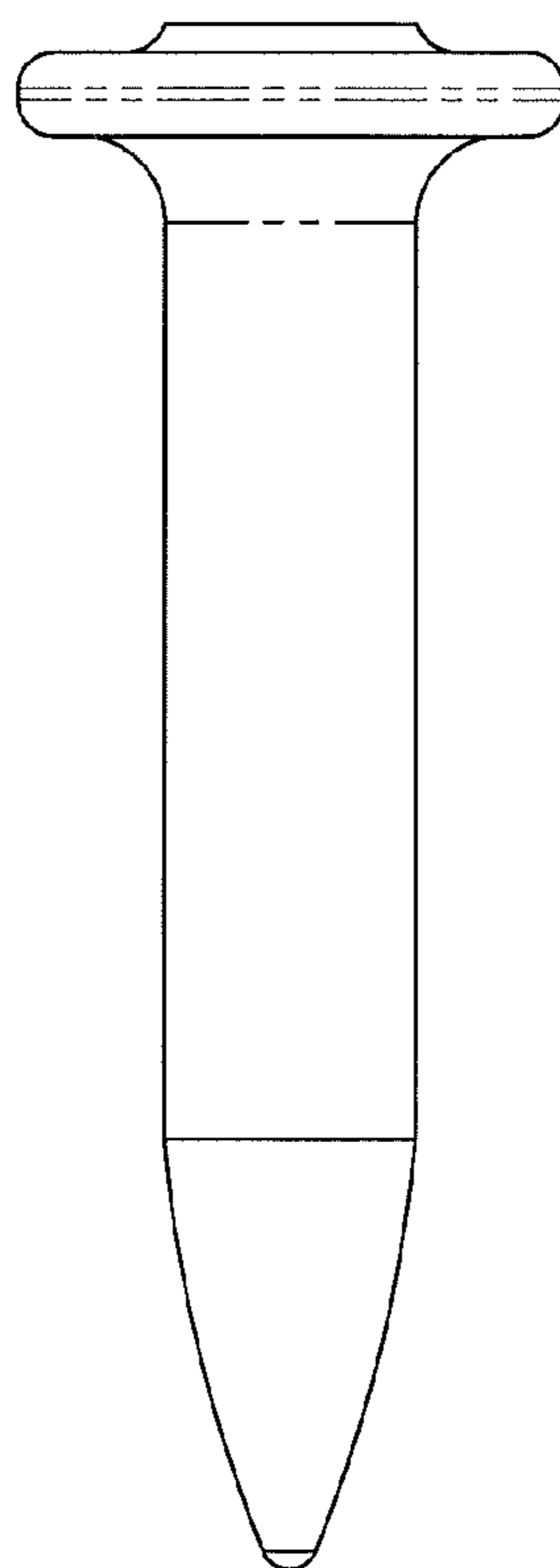


FIG. 2

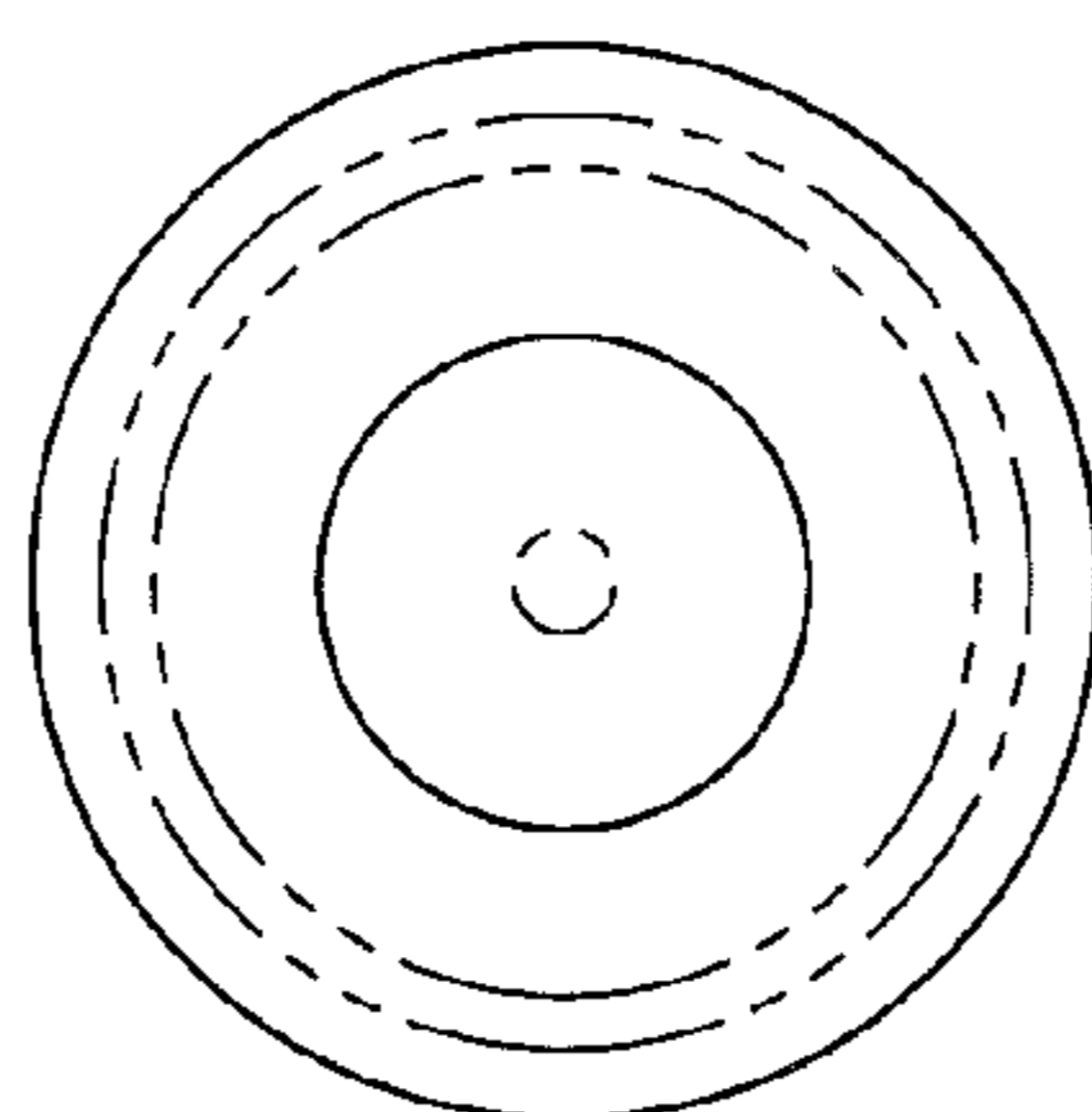


FIG. 3