



US00D625583S

(12) **United States Design Patent**
Benson et al.

(10) **Patent No.:** **US D625,583 S**

(45) **Date of Patent:** **** Oct. 19, 2010**

(54) **HARDWARE HOOK**

(75) Inventors: **John Benson**, Sterling, IL (US); **Randy Boonstra**, Fulton, IL (US)

(73) Assignee: **Fenix Manufacturing**, Fulton, IL (US)

(**) Term: **14 Years**

(21) Appl. No.: **29/346,828**

(22) Filed: **Nov. 6, 2009**

(51) **LOC (9) Cl.** **08-05**

(52) **U.S. Cl.** **D8/367**

(58) **Field of Classification Search** D8/367,
D8/368, 372; 248/301, 304, 215

See application file for complete search history.

(56) **References Cited**

U.S. PATENT DOCUMENTS

446,946	A	2/1891	Ingal	
1,169,056	A	1/1916	Schweppenheiser et al.	
1,798,768	A	3/1931	Vance	
1,939,027	A	12/1933	Stewart	
2,707,564	A	5/1955	Smith	
D214,383	S	6/1969	Johnson	
D242,524	S	11/1976	Washburn	
D275,178	S	8/1984	Yeater	
5,333,743	A	8/1994	Loewke et al.	
D422,794	S	4/2000	Licari	
D424,816	S *	5/2000	Snell D6/323
6,112,909	A	9/2000	Moseley	
D472,134	S	3/2003	Goodman et al.	

D473,451	S *	4/2003	Goodman et al.	D8/367
D473,453	S	4/2003	Goodman et al.		
D473,455	S	4/2003	Goodman et al.		
D480,292	S *	10/2003	Johansson et al.	D8/367
D480,625	S *	10/2003	Snell	D8/367
D493,699	S *	8/2004	Goodman et al.	D8/367
D554,481	S *	11/2007	Newbould et al.	D8/367
D554,483	S *	11/2007	Hager et al.	D8/367
D557,595	S *	12/2007	Ernst et al.	D8/373
D566,532	S *	4/2008	Wolff	D8/367
D607,311	S *	1/2010	Snider	D8/367
2005/0173475	A1	8/2005	Murphy, Jr.		

* cited by examiner

Primary Examiner—Holly H Baynham

Assistant Examiner—Sheryl Lane

(74) *Attorney, Agent, or Firm*—Greer, Burns & Crain, Ltd.

(57) **CLAIM**

The ornamental design for a hardware hook, as shown and described.

DESCRIPTION

FIG. 1 is a top perspective view of the present hardware hook.

FIG. 2 is a front view of same;

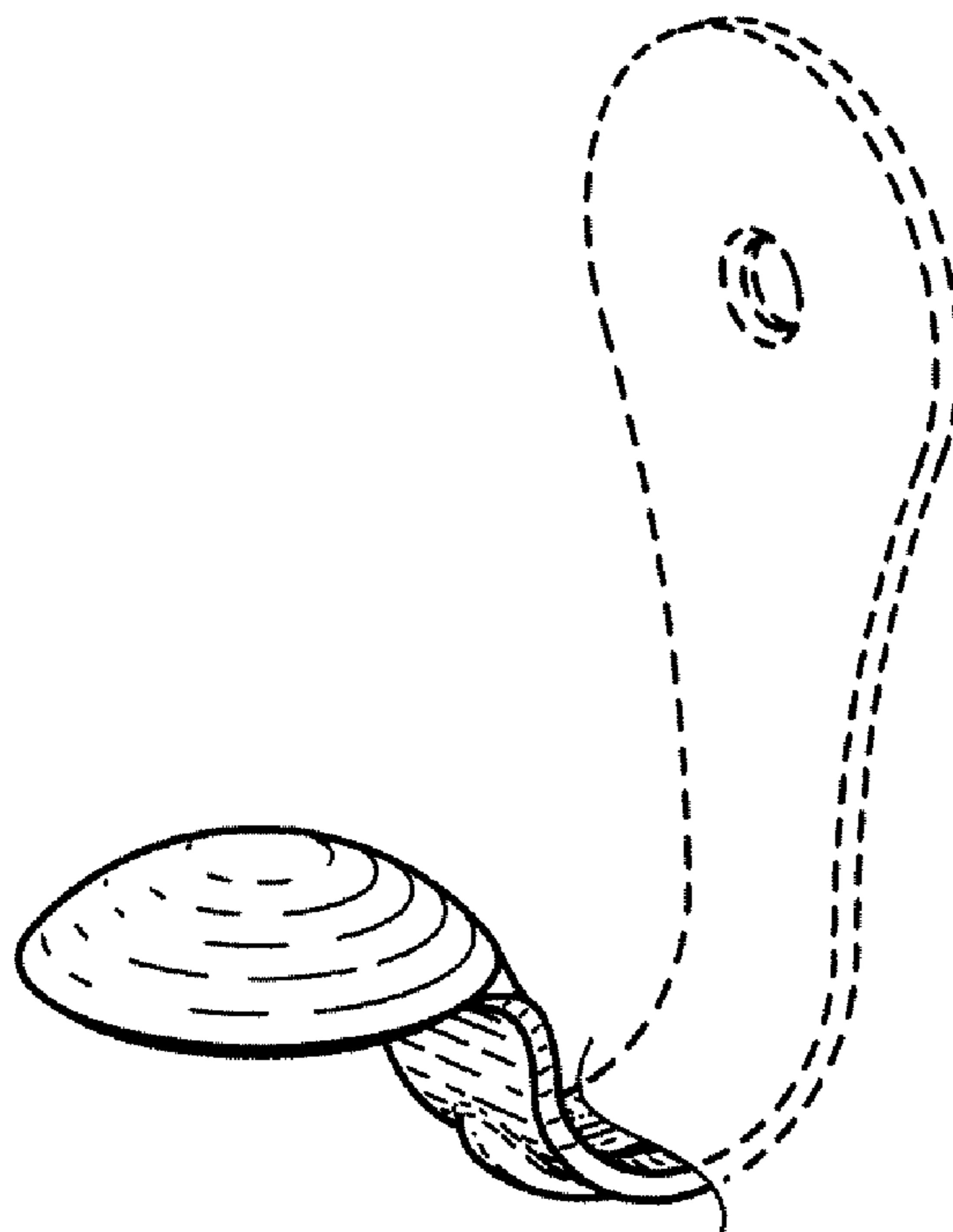
FIG. 3 is a side view of same, both sides being identical;

FIG. 4 is a top view of the present hardware hook; and,

FIG. 5 is bottom view of the hook of FIG. 1.

The broken lines in the drawings are for purposes of environment only and form no part of the claimed invention.

1 Claim, 1 Drawing Sheet



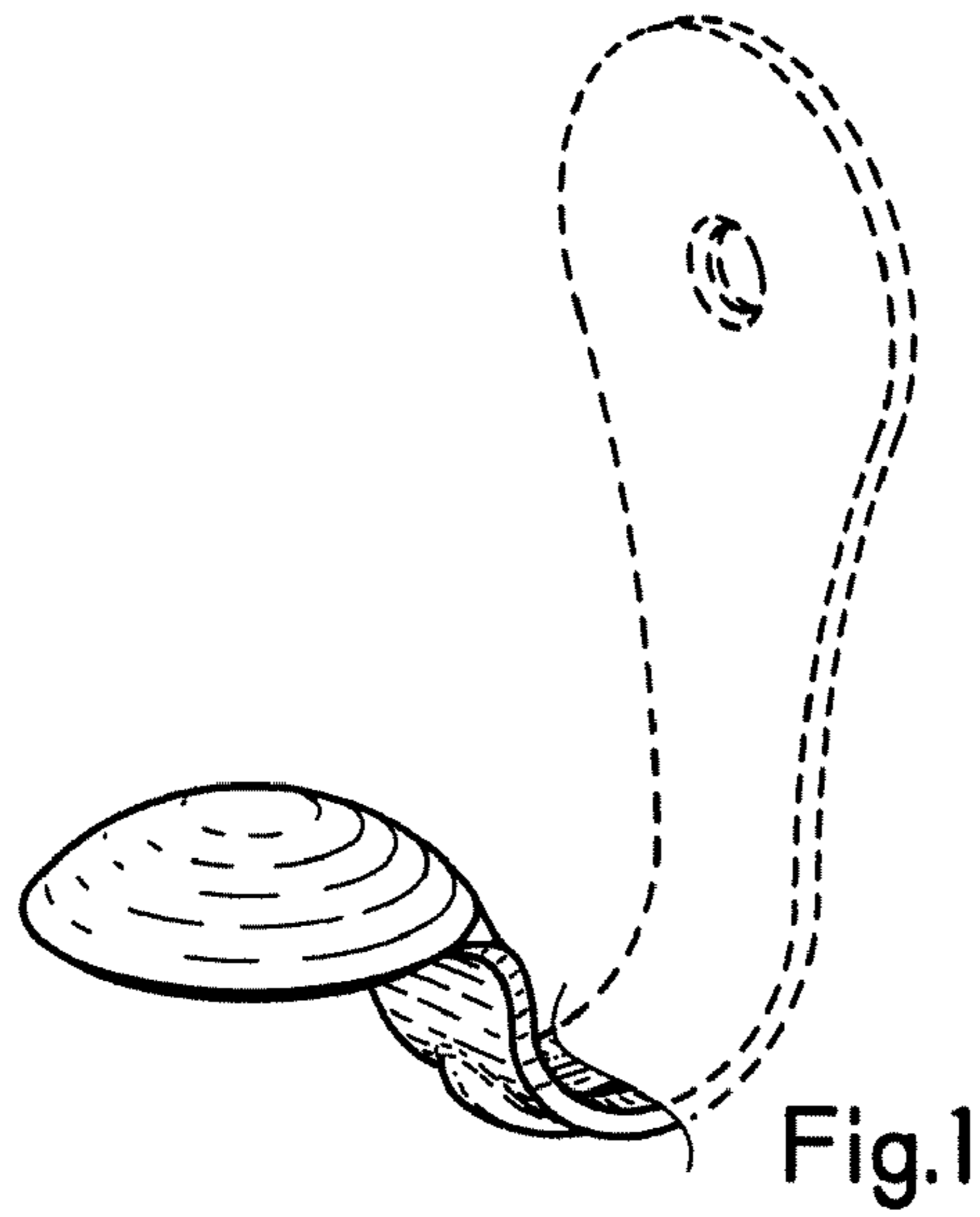


Fig.1

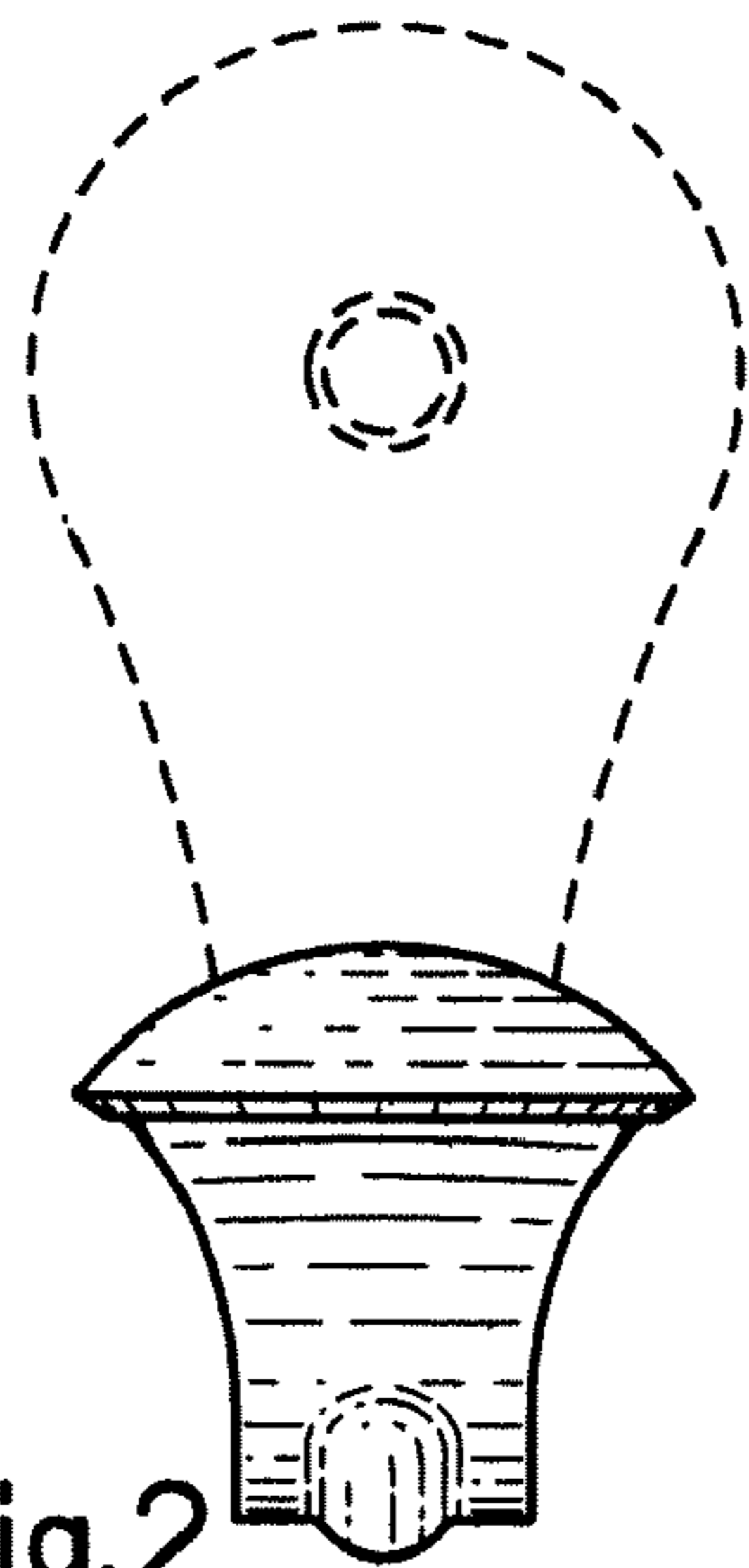


Fig.2

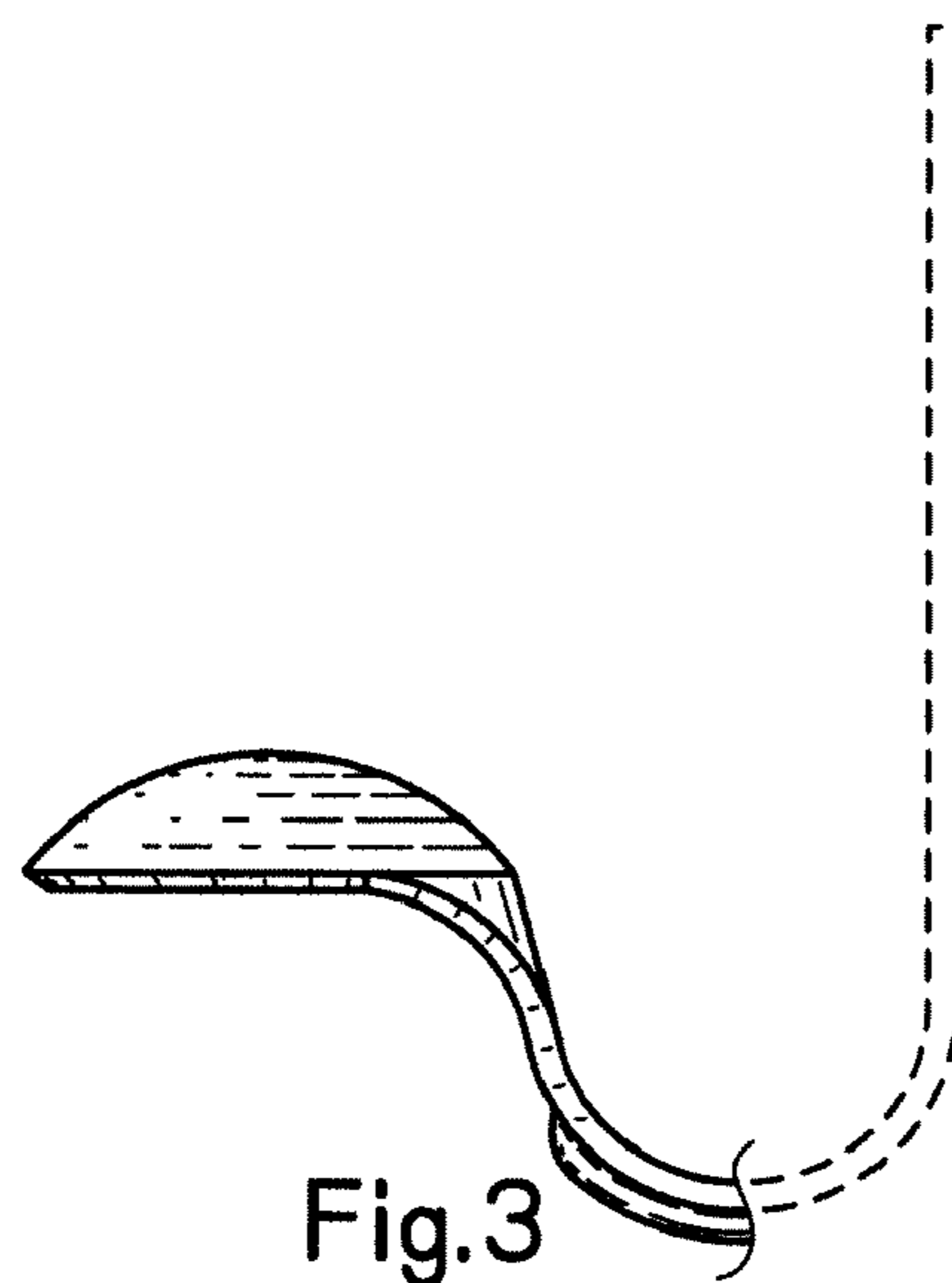


Fig.3

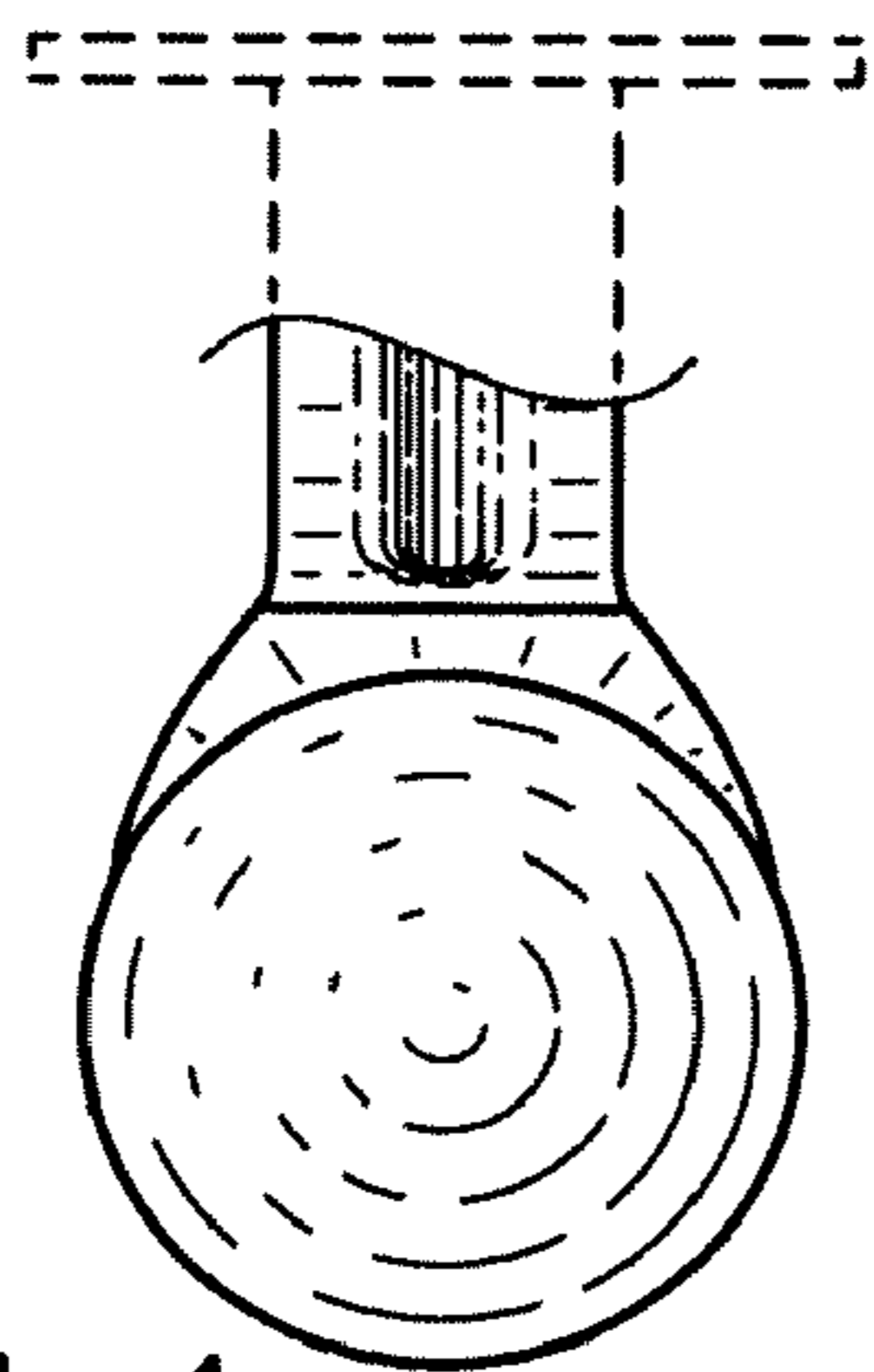


Fig.4




Fig.5