



US00D625573S

(12) **United States Design Patent**
Bonzer

(10) **Patent No.:** **US D625,573 S**
(45) **Date of Patent:** **** Oct. 19, 2010**

(54) **TELESCOPING WAND**

(76) Inventor: **Robert L. Bonzer**, 873 E. Citation Ct.,
Boise, ID (US) 83716-6686

(**) Term: **14 Years**

(21) Appl. No.: **29/345,139**

(22) Filed: **Nov. 2, 2009**

(51) **LOC (9) Cl.** **08-01**

(52) **U.S. Cl.** **D8/107**

(58) **Field of Classification Search** D8/107,
D8/300, 1; D23/213; 15/230.11; 16/110.1,
16/429; 403/109.3, 109.4; 81/53.11; 239/568
See application file for complete search history.

(56) **References Cited**

U.S. PATENT DOCUMENTS

576,756	A *	2/1897	Cole	7/116
1,463,084	A *	7/1923	Hudson	403/182
2,274,817	A *	3/1942	Zimmer	16/110.1
2,314,525	A *	3/1943	Summers	239/557
2,793,902	A *	5/1957	Govan, Jr.	294/57
3,338,607	A *	8/1967	Broadhurst, Jr.	403/342
3,380,097	A *	4/1968	Pharris	15/145
3,384,408	A *	5/1968	Furzey	294/65.5
3,466,078	A *	9/1969	Sholund	294/57
3,682,516	A *	8/1972	Savage	403/189
3,727,841	A *	4/1973	Hengesbach	239/145
3,915,382	A *	10/1975	Davis	239/195
4,197,764	A *	4/1980	Auernhammer	74/544
D262,259	S *	12/1981	Terpening	D8/10
4,325,157	A *	4/1982	Balint et al.	15/144.4
4,524,484	A *	6/1985	Graham	16/429
4,663,796	A *	5/1987	Helling et al.	15/144.2
D300,404	S *	3/1989	Lauer	D8/98
4,905,548	A *	3/1990	Colace et al.	81/177.2
D310,405	S *	9/1990	Proctor et al.	D23/226

5,109,737	A *	5/1992	Raber	81/177.2
5,161,278	A *	11/1992	Tomm	15/159.1
D351,015	S *	9/1994	Caceres et al.	D23/213
D355,830	S *	2/1995	Pecora et al.	D8/107
D361,927	S *	9/1995	Chuen-Hong	D8/107
D379,656	S *	6/1997	Reynolds et al.	D24/139
D388,669	S *	1/1998	Haver et al.	D8/10
5,983,455	A *	11/1999	Polzin et al.	16/429
D421,379	S *	3/2000	Sanford	D8/107
6,045,288	A *	4/2000	Pasternak et al.	403/109.3
6,453,777	B1 *	9/2002	Newman et al.	81/53.11
D518,350	S *	4/2006	Hay	D8/107
D519,820	S *	5/2006	Newman et al.	D8/107
7,237,305	B2 *	7/2007	Newman et al.	16/429

* cited by examiner

Primary Examiner—Paula Greene

(74) *Attorney, Agent, or Firm*—Frank J. Dykas; Dykas,
Shaver & Nipper, LLP

(57) **CLAIM**

The ornamental design for a telescoping wand, as shown and described.

DESCRIPTION

FIG. 1 is a front perspective view of the telescoping wand showing my new design;

FIG. 2 is a front perspective view of the telescoping wand;

FIG. 3 is a first side view of the telescoping wand;

FIG. 4 is a top view of the telescoping wand;


FIG. 5 is a second side view of the telescoping wand;

FIG. 6 is a bottom view of the telescoping wand;

FIG. 7 is a first end view of the telescoping wand; and,

FIG. 8 is a second end view of the telescoping wand.

1 Claim, 3 Drawing Sheets



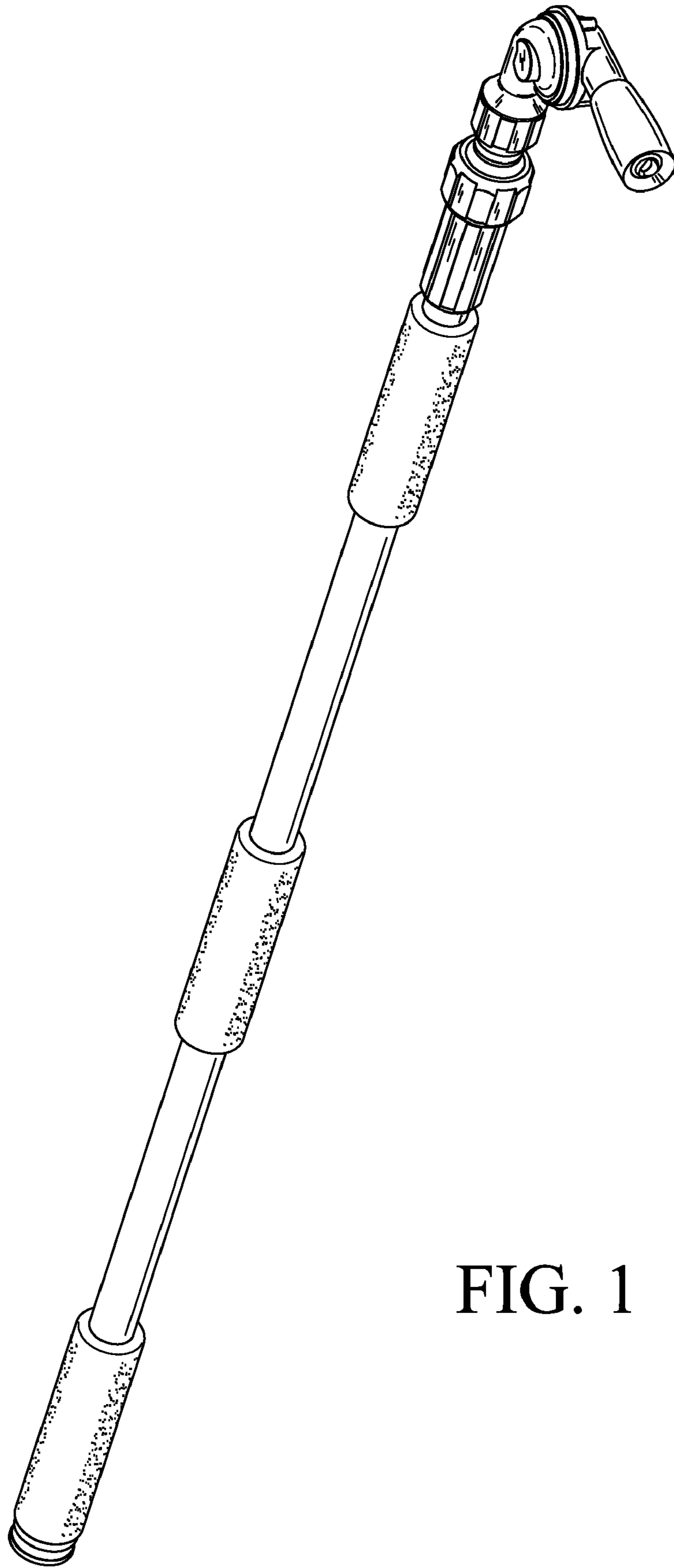


FIG. 1

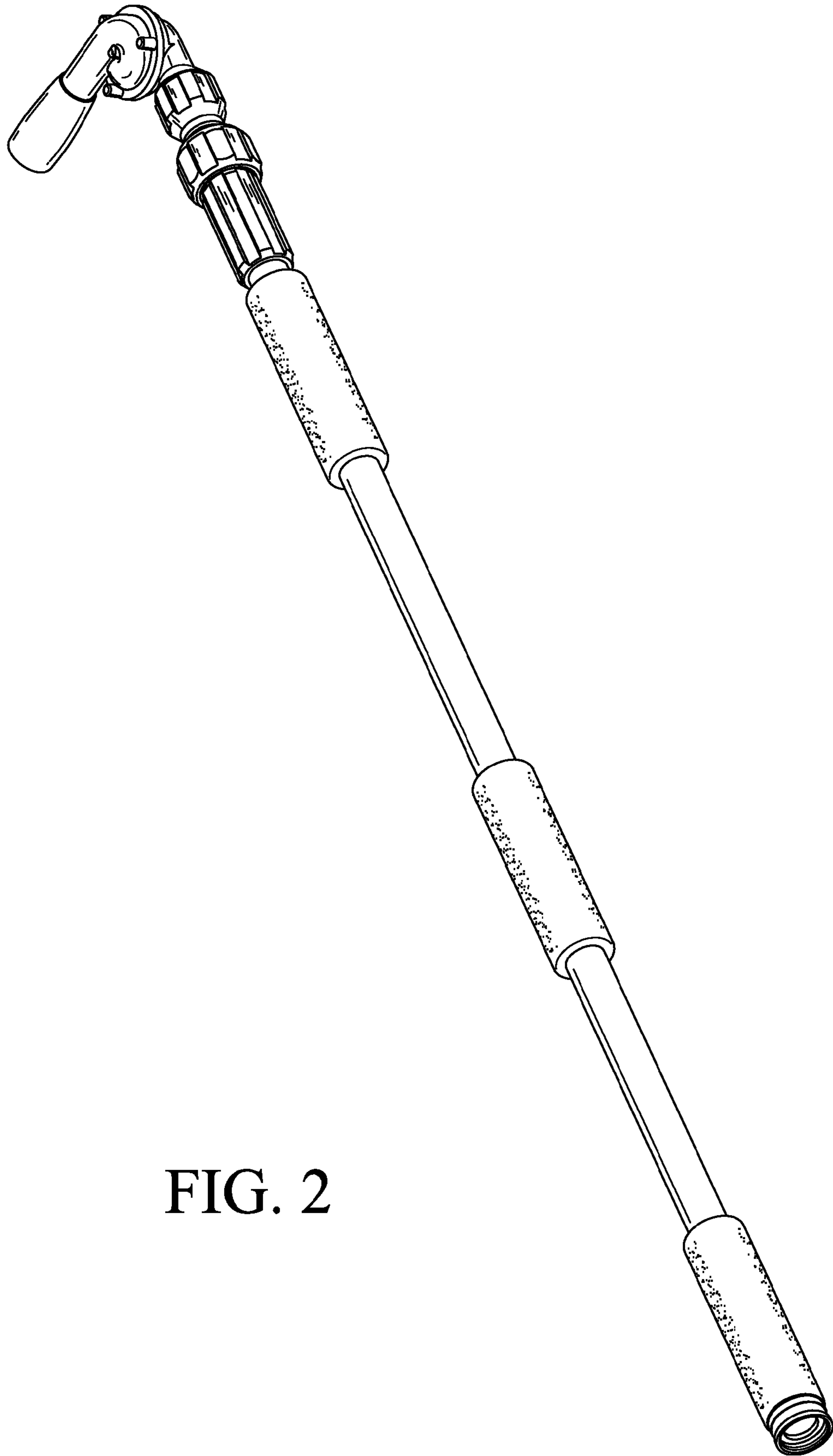


FIG. 2

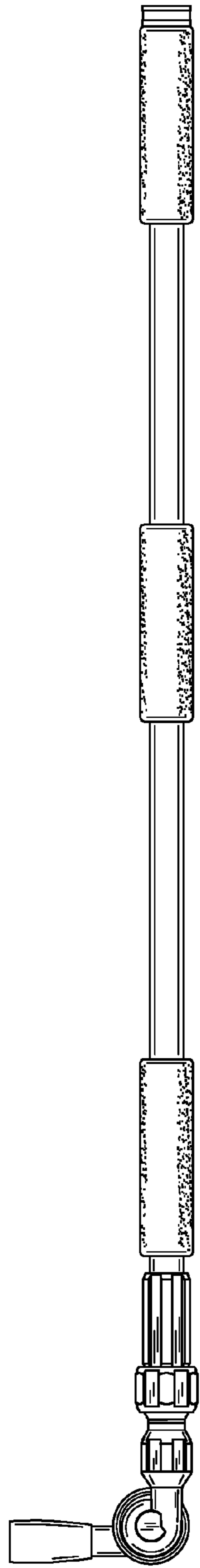


FIG. 3

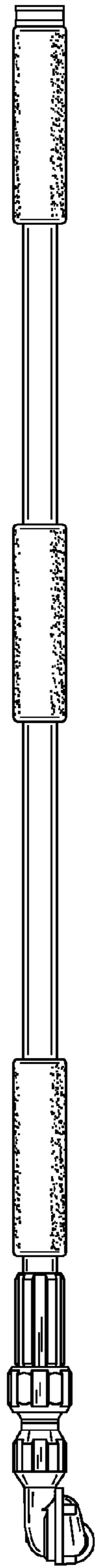


FIG. 4

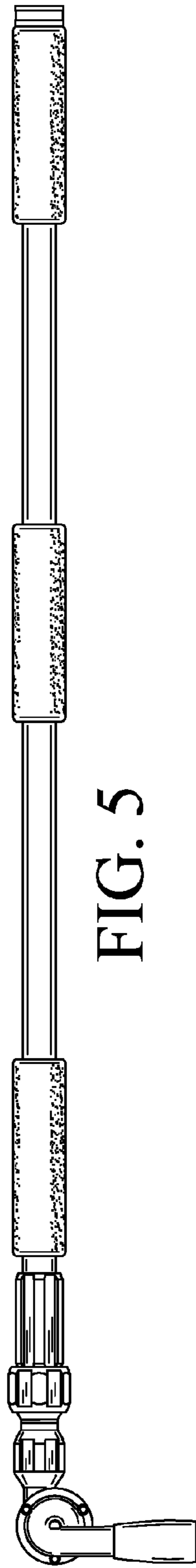


FIG. 5

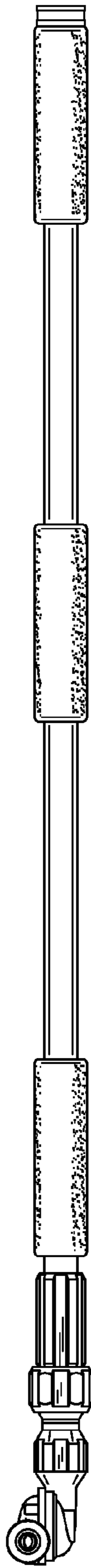


FIG. 6

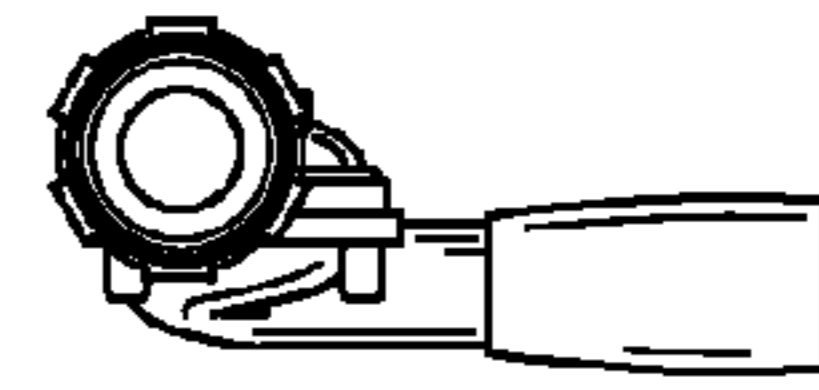


FIG. 7

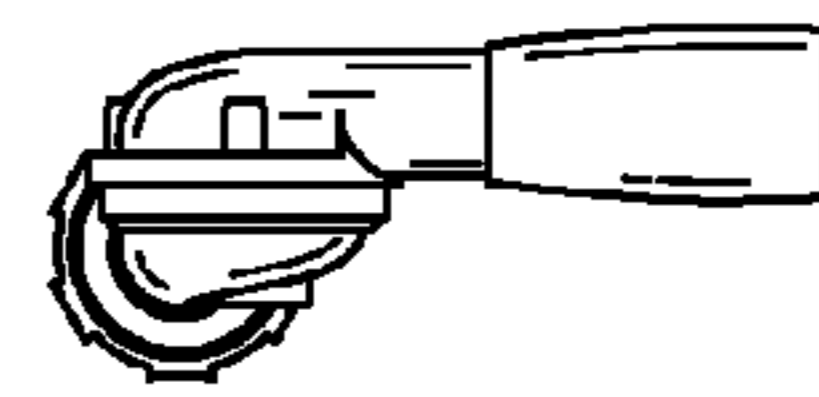


FIG. 8