



US00D625547S

(12) **United States Design Patent**  
**Junkins**

(10) **Patent No.:** **US D625,547 S**  
(45) **Date of Patent:** **\*\* Oct. 19, 2010**

(54) **PIZZA PAN**

(76) Inventor: **Mitch Junkins**, 1409 High Bluff Dr.,  
Newport Beach, CA (US) 92660

(\*\*) Term: **14 Years**

(21) Appl. No.: **29/356,046**

(22) Filed: **Feb. 18, 2010**

(51) **LOC (9) Cl.** ..... **07-02**

(52) **U.S. Cl.** ..... **D7/354**

(58) **Field of Classification Search** ..... D7/323,  
D7/338, 352-363, 393-395, 402, 407-410,  
D7/456, 554.1, 688; D9/430-432; 99/340,  
99/349, 396, 400-402, 422, 425-426, 444-447,  
99/449-450; 126/1 R, 9 A, 9 B, 25 A, 25 R,  
126/39 N, 39 K, 41 R, 332, 390.1; 220/377,  
220/573.1-573.3, 752-753, 755-759, 912;  
229/109-110

See application file for complete search history.

(56) **References Cited**

**U.S. PATENT DOCUMENTS**

3,633,815	A *	1/1972	Rosenburg, Jr.	229/110
4,054,241	A *	10/1977	Meyers et al.	229/109
5,226,587	A *	7/1993	Eisman et al.	229/110
D344,023	S *	2/1994	Eisman	D9/430
D348,609	S *	7/1994	Eisman et al.	D9/430
D351,345	S *	10/1994	Geho	D9/430
D380,937	S *	7/1997	Beckerman et al.	D7/554.1
D385,185	S *	10/1997	Rench et al.	D9/430
D397,294	S *	8/1998	Saulas	D9/430
D400,437	S *	11/1998	Troutman et al.	D9/430
D418,750	S *	1/2000	Blin	D9/430
D432,418	S *	10/2000	Saulas	D9/432

D436,315 S \* 1/2001 Bentolila ..... D9/430

\* cited by examiner

*Primary Examiner*—Caron Veynar

*Assistant Examiner*—Ricky Pham

(74) *Attorney, Agent, or Firm*—Hani Z. Sayed; Rutan & Tucker, LLP

(57) **CLAIM**

The ornamental design for a pizza pan, as shown and described.

**DESCRIPTION**

FIG. 1 is a top perspective view of the pizza pan design in an embodiment of the present invention;

FIG. 2 is a front view of the pizza pan design in an embodiment of the present invention;

FIG. 3 is a back view of the pizza pan design in an embodiment of the present invention;

FIG. 4 is a left side view of the pizza pan design in an embodiment of the present invention;

FIG. 5 is a right side view of the pizza pan design in an embodiment of the present invention;

FIG. 6 is a perspective view of the pizza pan design in an embodiment of the present invention;

FIG. 7 is a bottom perspective view of the pizza pan design in an embodiment of the present invention;

FIG. 8 is a perspective view of the pizza pan design in an embodiment of the present invention; and,

FIG. 9 is a top view of the pizza pan design in an embodiment of the present invention.

**1 Claim, 6 Drawing Sheets**

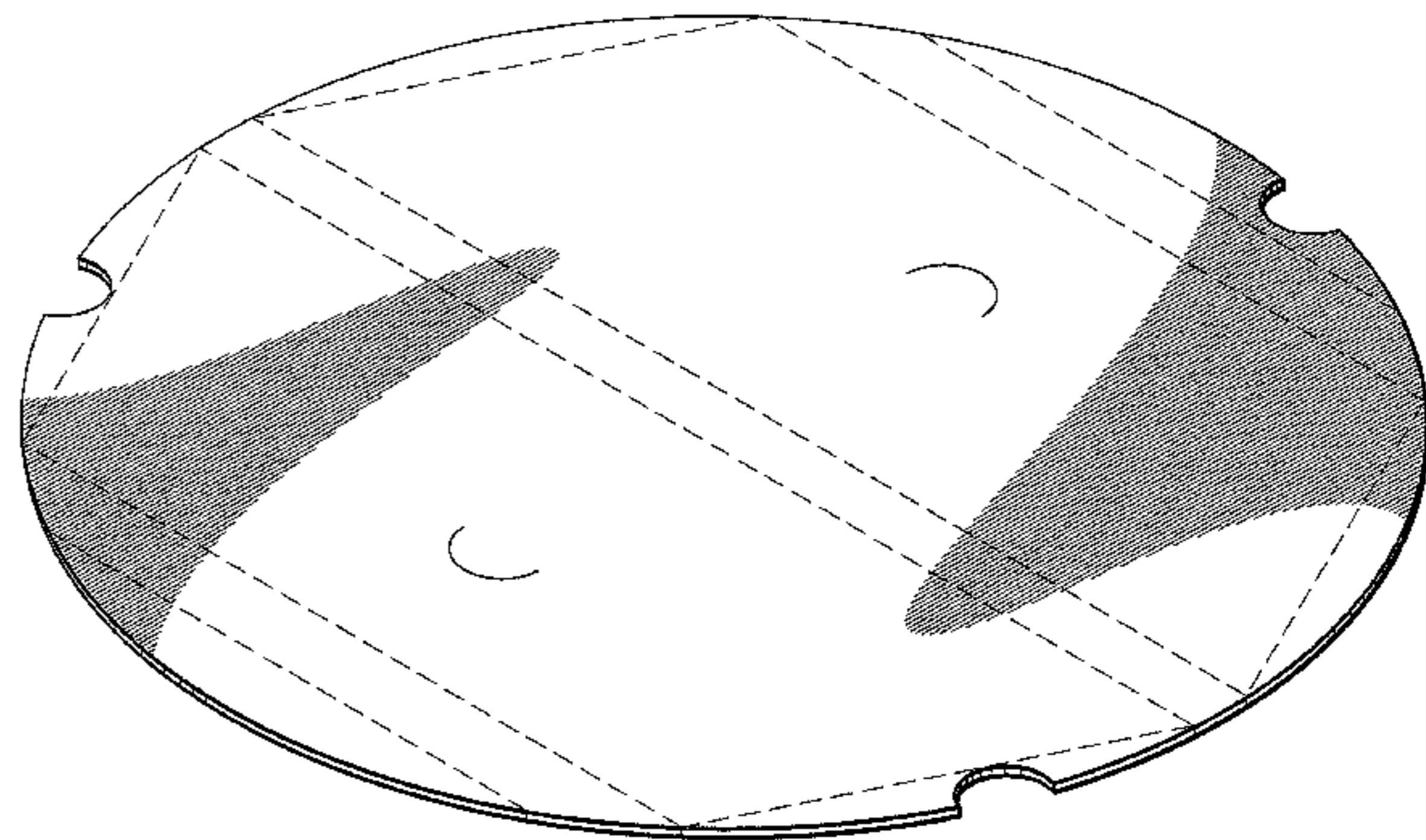
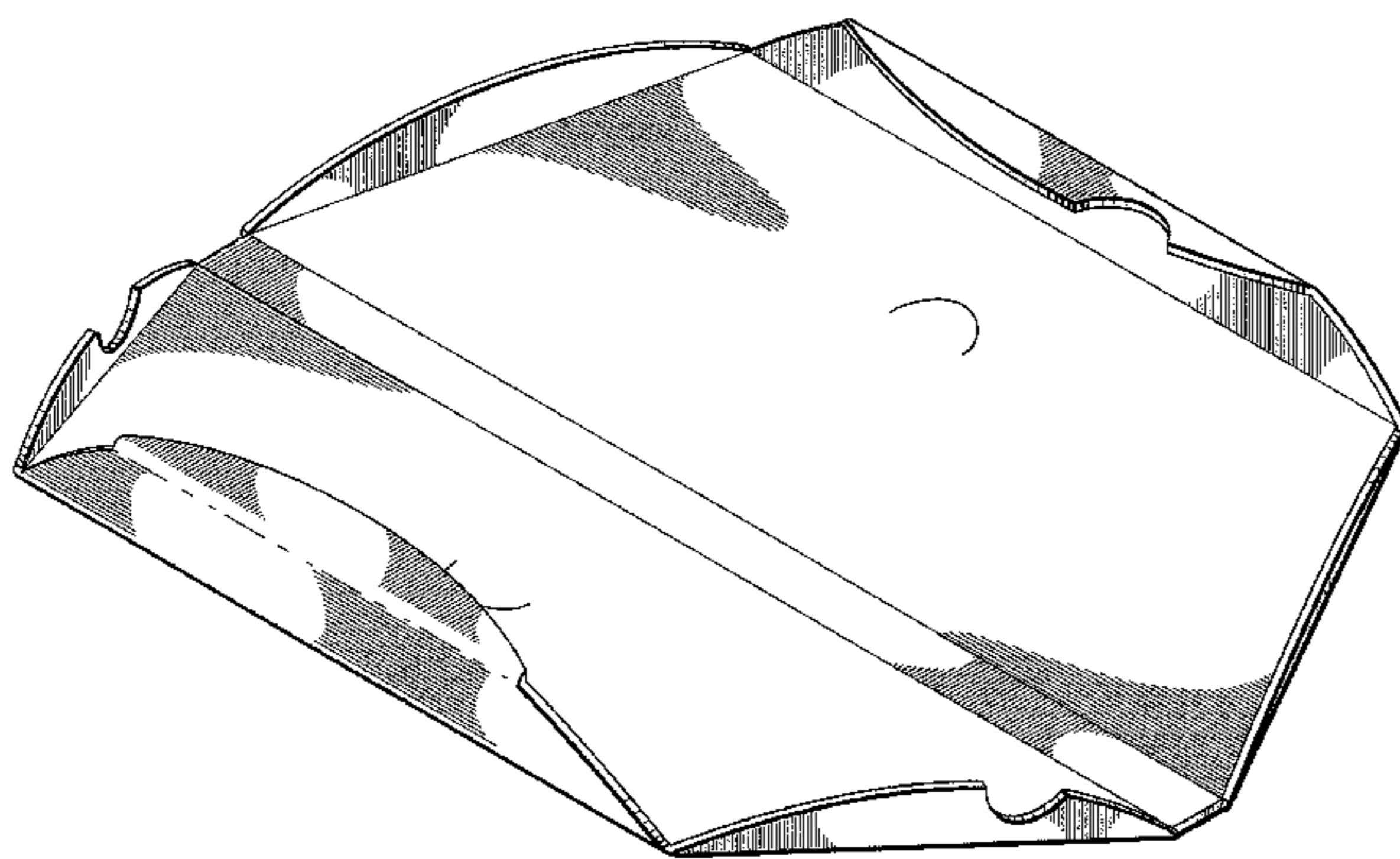
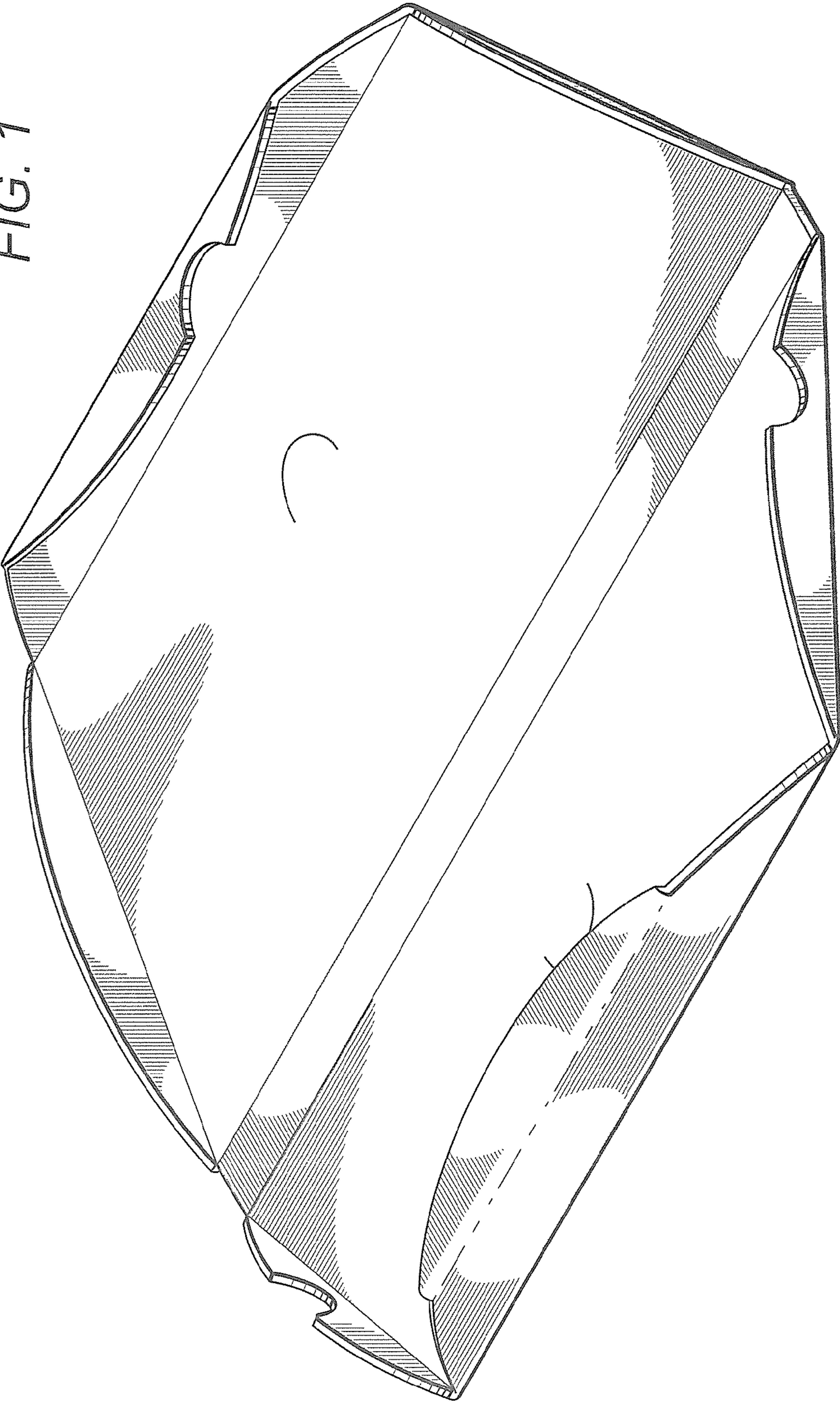


FIG. 1



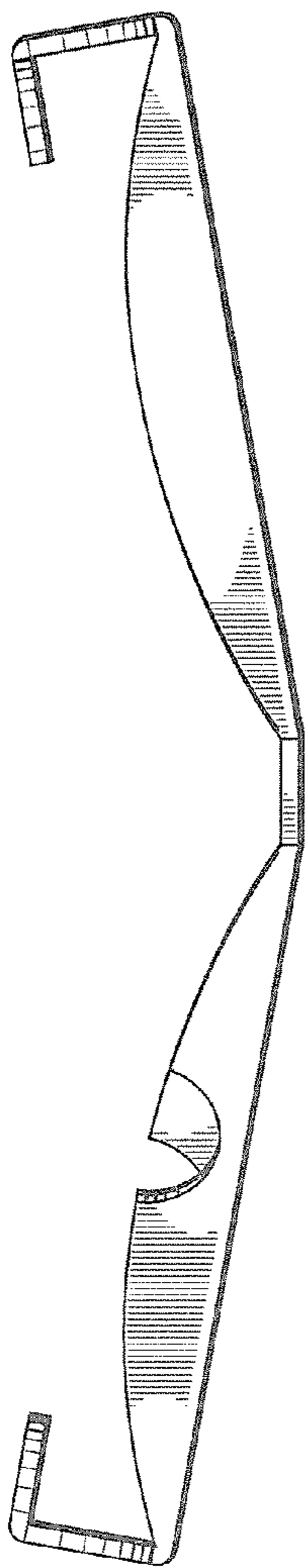


FIG. 2

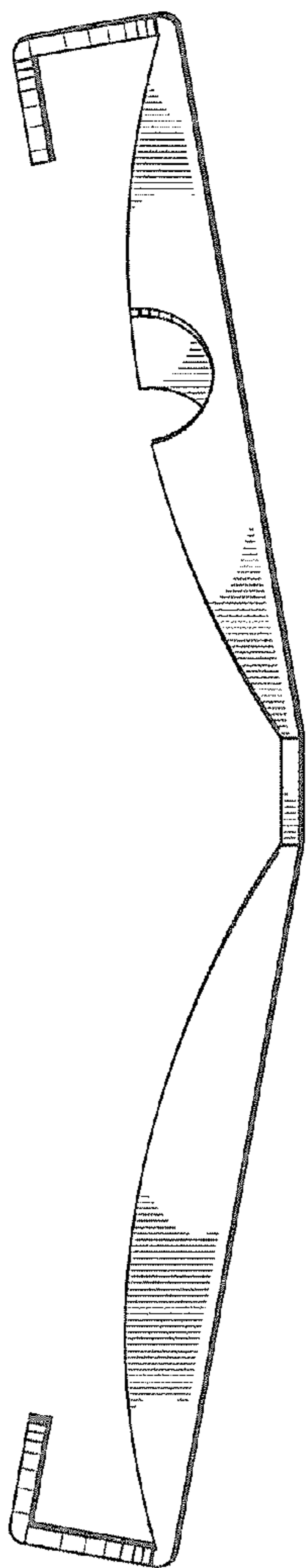


FIG. 3

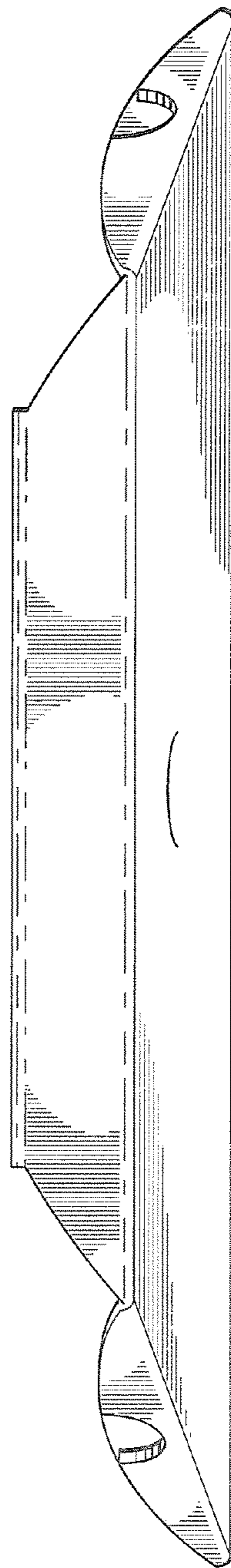


FIG. 4




FIG. 5

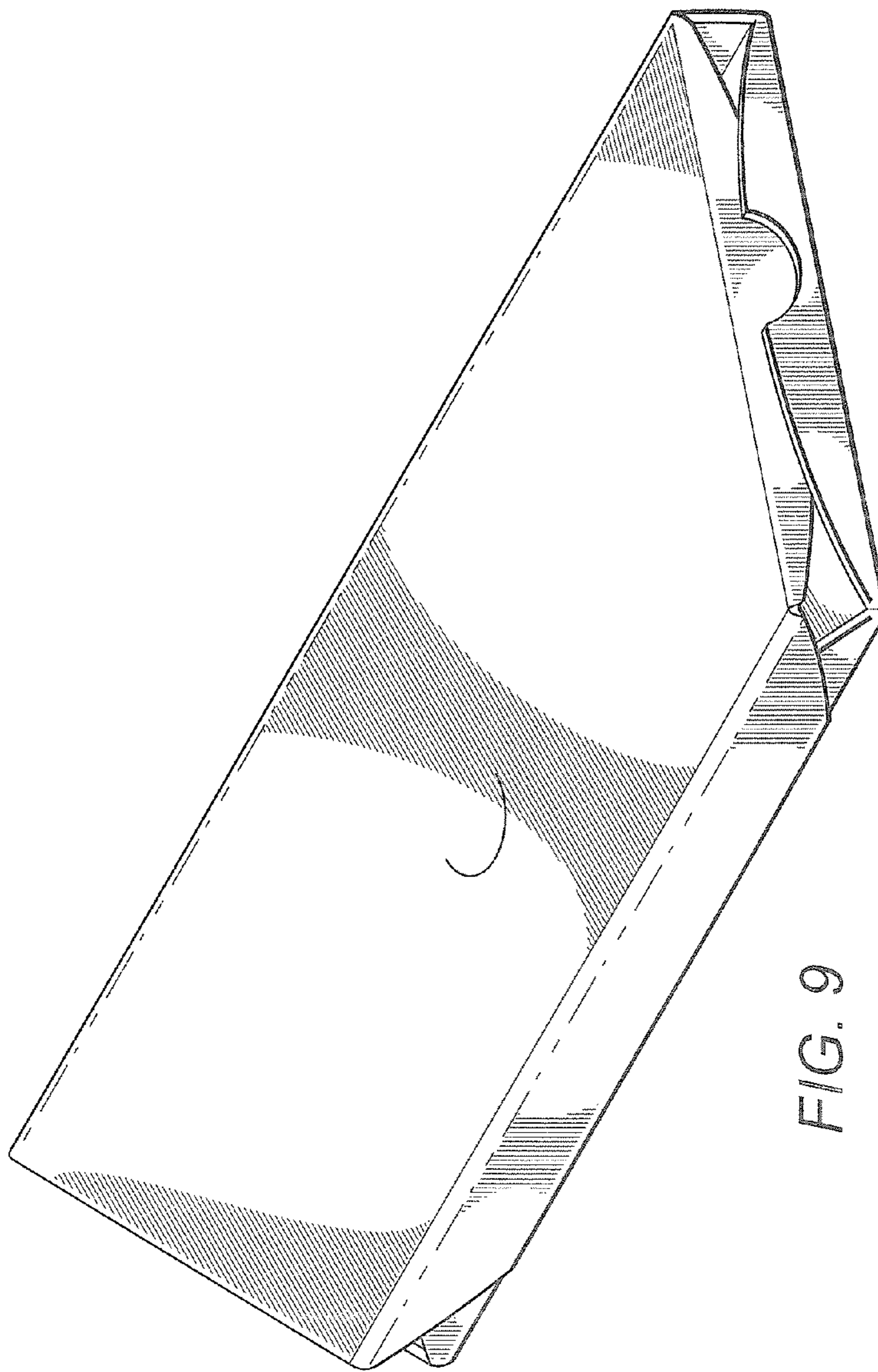


FIG. 9

FIG. 6

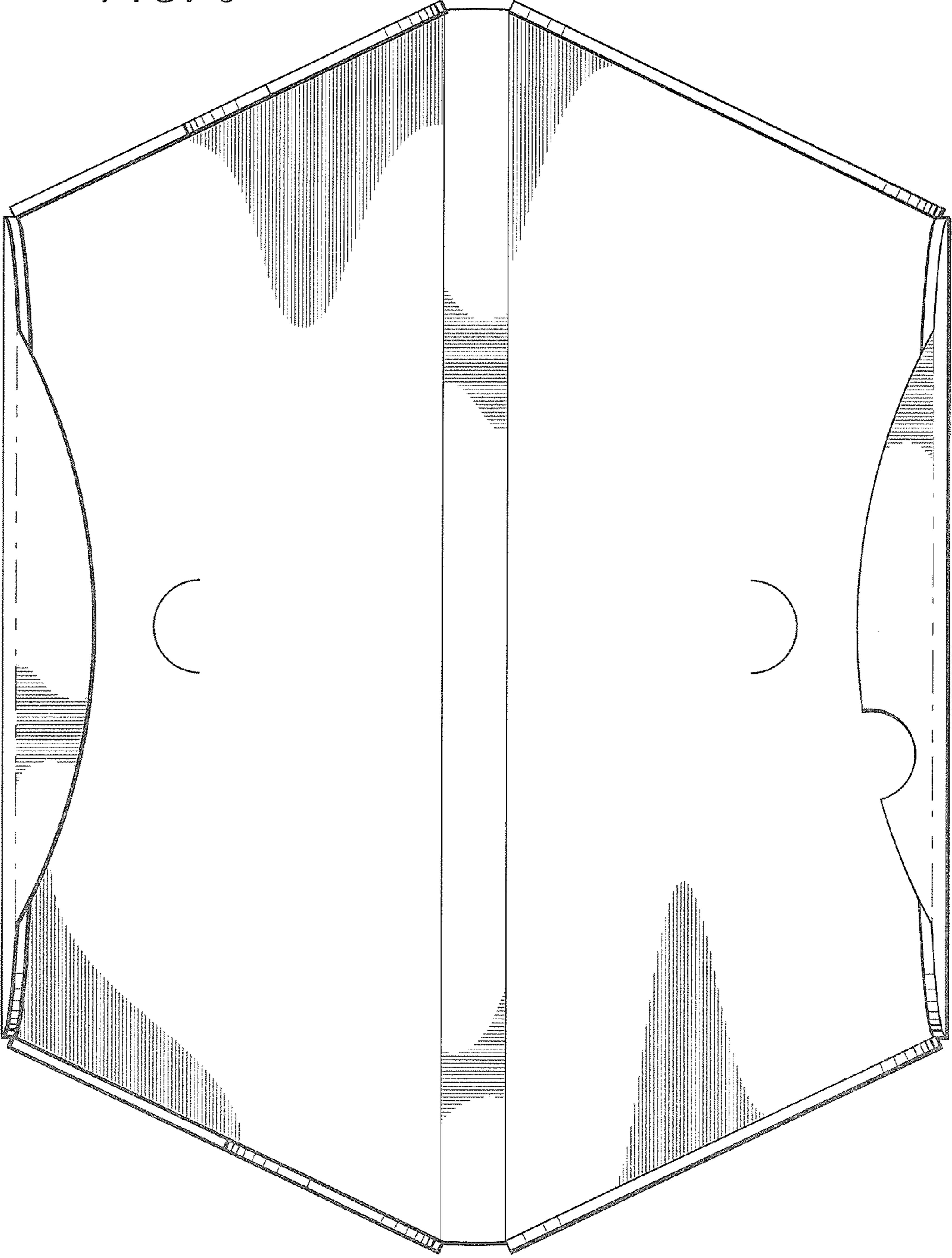


FIG. 7

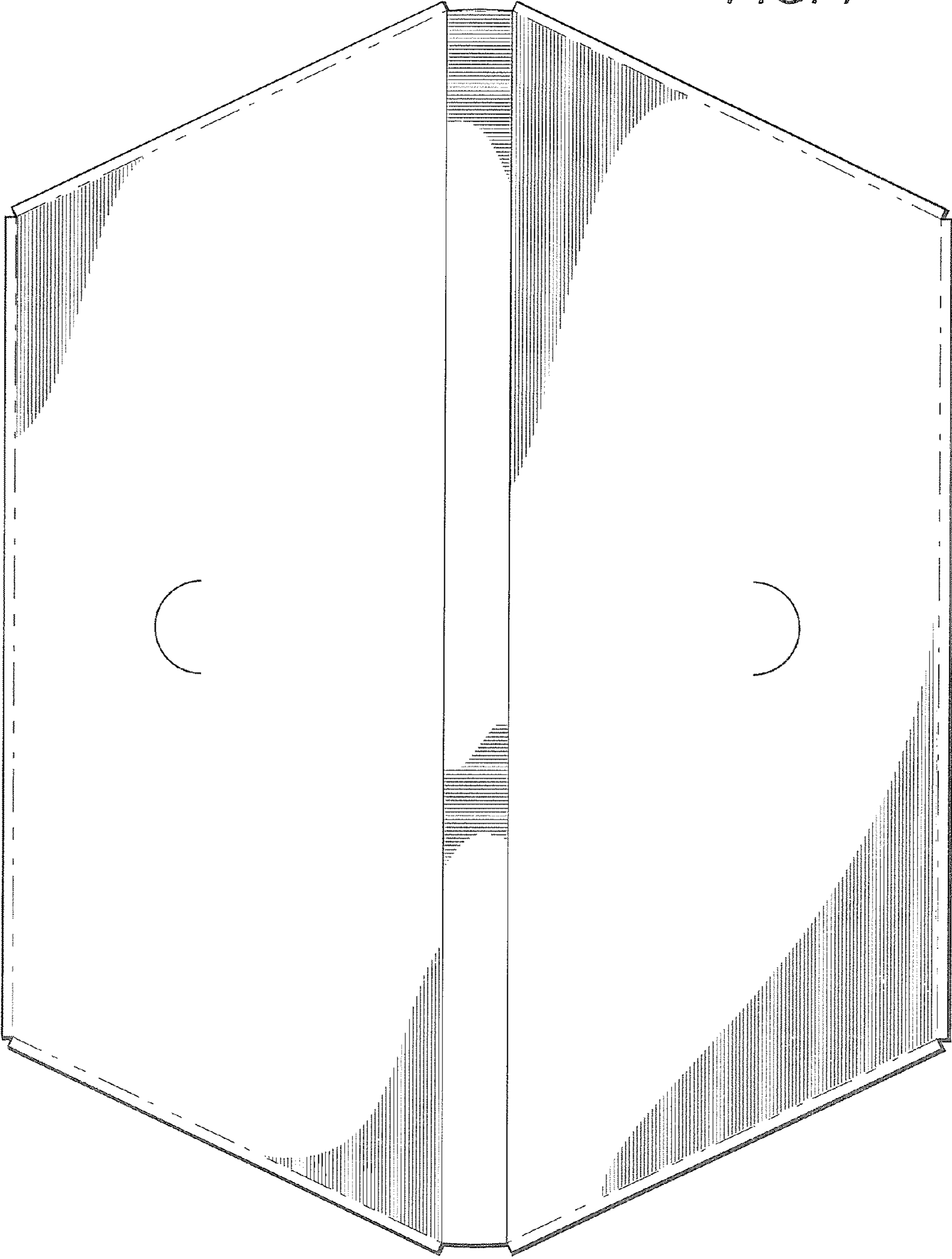


FIG. 8

