



US00D625534S

(12) **United States Design Patent**
Chen

(10) **Patent No.:** **US D625,534 S**
(45) **Date of Patent:** **** Oct. 19, 2010**

(54) **FLAT SUPPORTING FRAME FOR CUPS**

(76) Inventor: **Fang-Yin Chen**, 235 Chung-Ho Box
8-24, Taipei (TW)

(**) Term: **14 Years**

(21) Appl. No.: **29/336,340**

(22) Filed: **May 1, 2009**

(51) **LOC (9) Cl.** **20-02**

(52) **U.S. Cl.** **D6/515; D6/516**

(58) **Field of Classification Search** D6/512-517,
D6/552, 553, 567, 535; D7/701-708; D8/349,
D8/354, 366, 373, 380; 206/730, 734, 207,
206/553, 476, 502, 503; 211/13.1, 49.1,
211/71.01, 72, 86.01, 87.01, 88.03, 89.01,
211/94.01, 113, 162; 221/66, 175, 191, 197,
221/282, 312 R; 248/200, 205.1, 247, 248,
248/300, 309.1, 311.2, 311.3, 312, 312.1,
248/317

See application file for complete search history.

(56) **References Cited**

U.S. PATENT DOCUMENTS

D165,799 S * 1/1952 Stedman D21/392
D187,668 S * 4/1960 Bauer D6/517
3,288,416 A * 11/1966 Franklin 248/311.3
3,788,487 A * 1/1974 Dawson 211/49.1
D247,256 S * 2/1978 Kevin D6/552

D248,128 S * 6/1978 Mineo D6/514
D308,924 S * 7/1990 VanNoord D6/513
5,590,813 A * 1/1997 Abramczyk 221/197
D392,822 S * 3/1998 Gilmore D6/513
D421,356 S * 3/2000 Wolff D6/516
D478,737 S * 8/2003 Sparkowski D6/518
D486,682 S * 2/2004 Zins et al. D6/535
D492,864 S * 7/2004 Mizusawa D6/512
D529,347 S * 10/2006 Goodman et al. D7/704
7,594,637 B2 * 9/2009 Krueger 248/312

* cited by examiner

Primary Examiner—Brian N Vinson

(57) **CLAIM**

The ornamental design for a flat supporting frame for cups, as shown and described.

DESCRIPTION

FIG. 1 is a perspective view of a flat supporting frame for cups showing my new design

FIG. 2 is a front elevational view thereof

FIG. 3 is a rear elevational view thereof.


FIG. 4 is a left side view thereof

FIG. 5 is a right side view thereof

FIG. 6 is a top plan view thereof; and,

FIG. 7 is a bottom plan view thereof.

1 Claim, 4 Drawing Sheets



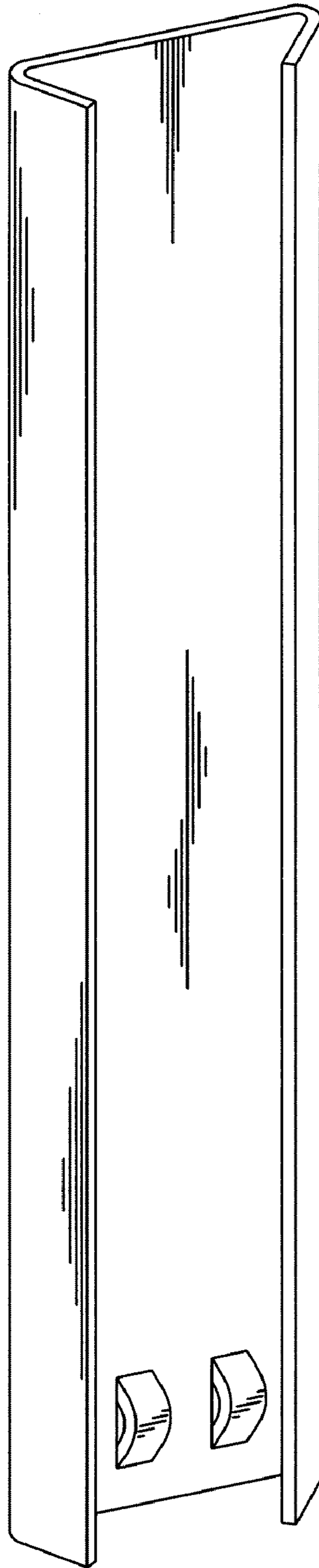


FIG. 1

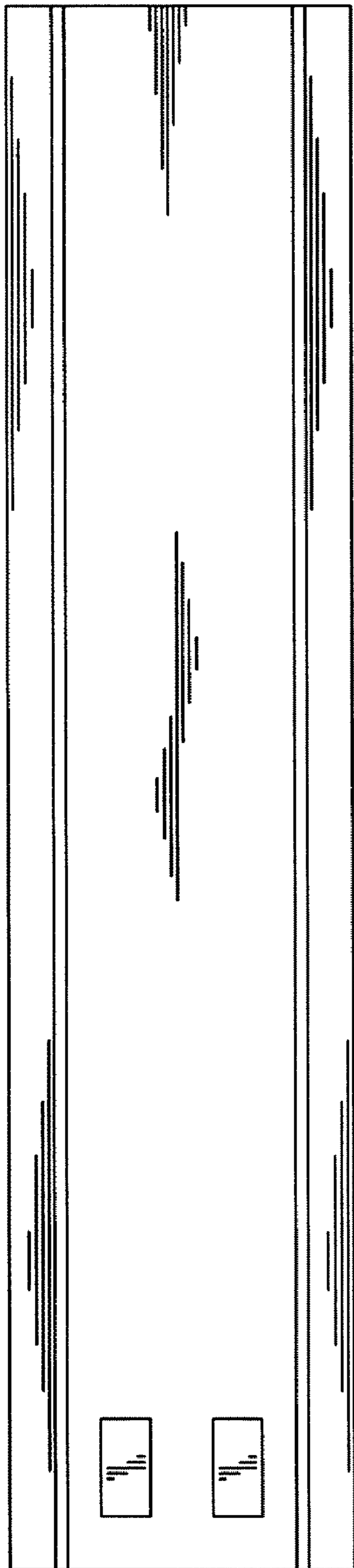


FIG. 2



FIG. 3




FIG. 4




FIG. 5

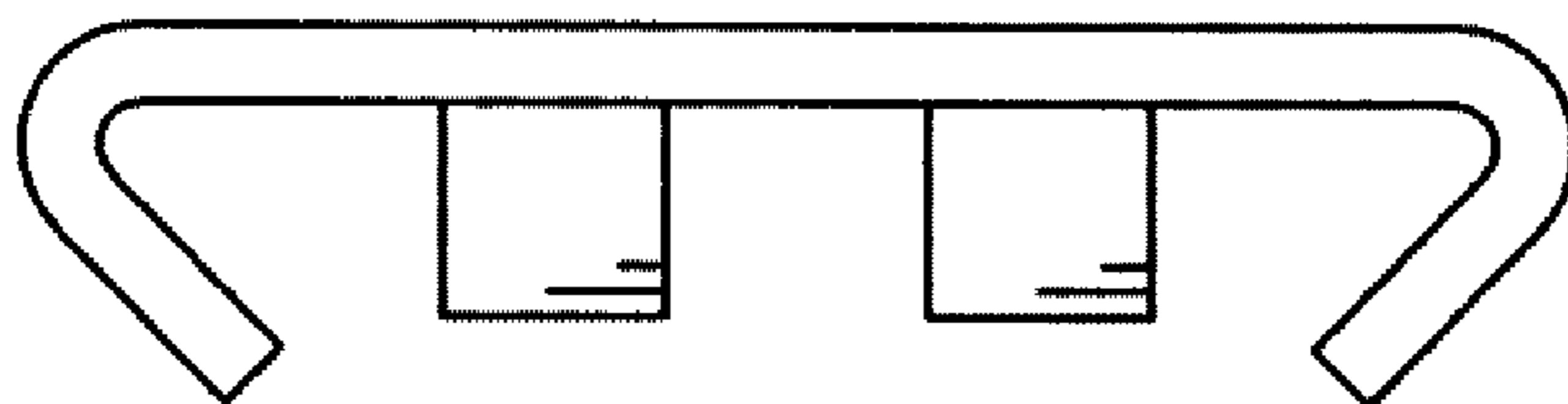


FIG. 6

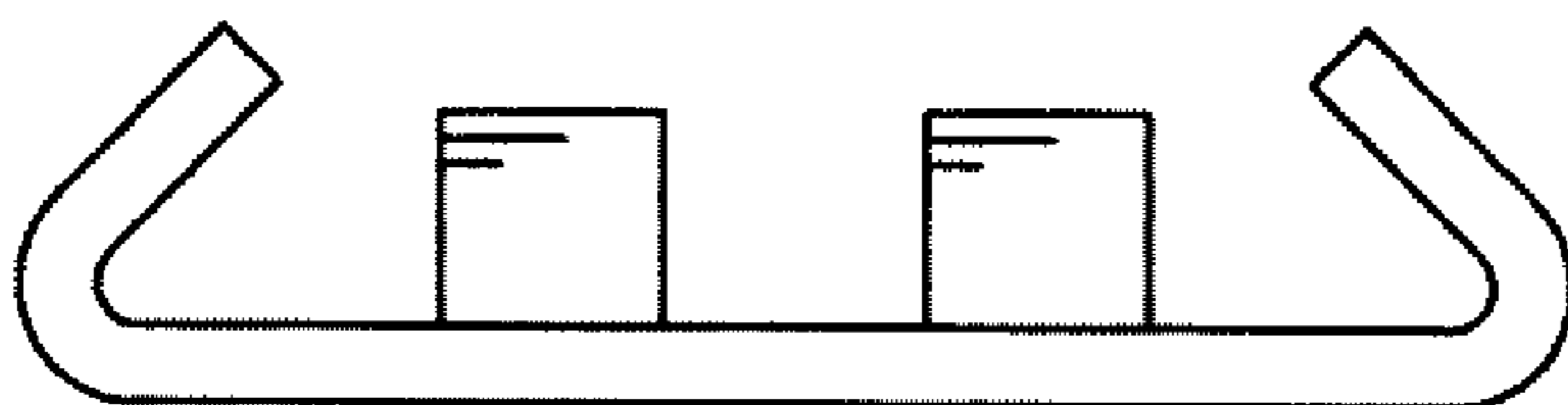


FIG. 7