



US00D625531S

(12) **United States Design Patent**
Everson

(10) **Patent No.:** **US D625,531 S**

(45) **Date of Patent:** **** Oct. 19, 2010**

(54) **DINING TABLE**

D598,679 S 8/2009 Domack et al.
D599,123 S 9/2009 Domack et al.

(75) Inventor: **Terry A. Everson**, Blair, WI (US)

OTHER PUBLICATIONS

(73) Assignee: **Ashley Furniture Industries, Inc.**,
Arcadia, WI (US)

Ashley Furniture Industries, Inc., "Bryant" D236, ©2004, 1 Pg.
Ashley Furniture Industries, Inc., "Danbury" D253, ©2008, 1 Pg.
Ashley Furniture Industries, Inc., "Rizzlow" D341, ©2006, 1 Pg.
Ashley Furniture Industries, Inc., D223, Prior to Oct. 1, 2009, 1 Pg.
D400-16T-16B-02(4), *Market Place*, Ashley Furniture Industries,
Inc., Catalog vol. 6, Series 1, 2004, p. 150, 1 Pg.

(**) Term: **14 Years**

* cited by examiner

(21) Appl. No.: **29/316,471**

(22) Filed: **Oct. 1, 2009**

Primary Examiner—Janice E Seeger

(51) **LOC (9) Cl.** **06-03**

(74) *Attorney, Agent, or Firm*—Patterson Thuent
Christensen Pedersen, P.A.

(52) **U.S. Cl.** **D6/487; D6/488**

(58) **Field of Classification Search** D6/480–489,
D6/495–499, 511, 429–431; 108/150, 153.1,
108/155, 156, 157.1, 161; 248/188, 188.1,
248/188.8

(57) **CLAIM**

See application file for complete search history.

I claim the ornamental design for a dining table, as shown and
described.

(56) **References Cited**

DESCRIPTION

U.S. PATENT DOCUMENTS

D239,800 S *	5/1976	Roberson	D6/489
D292,762 S	11/1987	Williamson		
D330,821 S	11/1992	Intardonato		
D355,996 S	3/1995	Lewis		
D366,168 S	1/1996	Paus		
D411,393 S	6/1999	Mendoza		
D412,257 S *	7/1999	Mendoza	D6/495
D423,827 S	5/2000	Tseng		
D426,730 S *	6/2000	Tseng	D6/480
D436,471 S	1/2001	Rehmert et al.		
D469,638 S	2/2003	O'Hare		
D486,325 S	2/2004	Wanek et al.		
D492,522 S	7/2004	Butler		
D503,863 S *	4/2005	Vanderminden, Sr.	D6/487
D520,276 S	5/2006	O'Hare		
D544,256 S	6/2007	Chen		
D557,943 S	12/2007	Thompson		

FIG. 1 is a front corner perspective view of a dining table according to an embodiment of the invention. The view from the opposite back corner being identical to this view.


FIG. 2 is a front elevational view of a dining table according to an embodiment of the invention. The view from the opposite side being identical to this view.

FIG. 3 is a side elevational view of a dining table according to an embodiment of the invention. The view from the opposite side being identical to this view; and,

FIG. 4 is a top plan view of a dining table according to an embodiment of the invention.

The portions of the figures shown in dashed lines are for illustrative purposes only and form no part of the claimed invention.

1 Claim, 4 Drawing Sheets



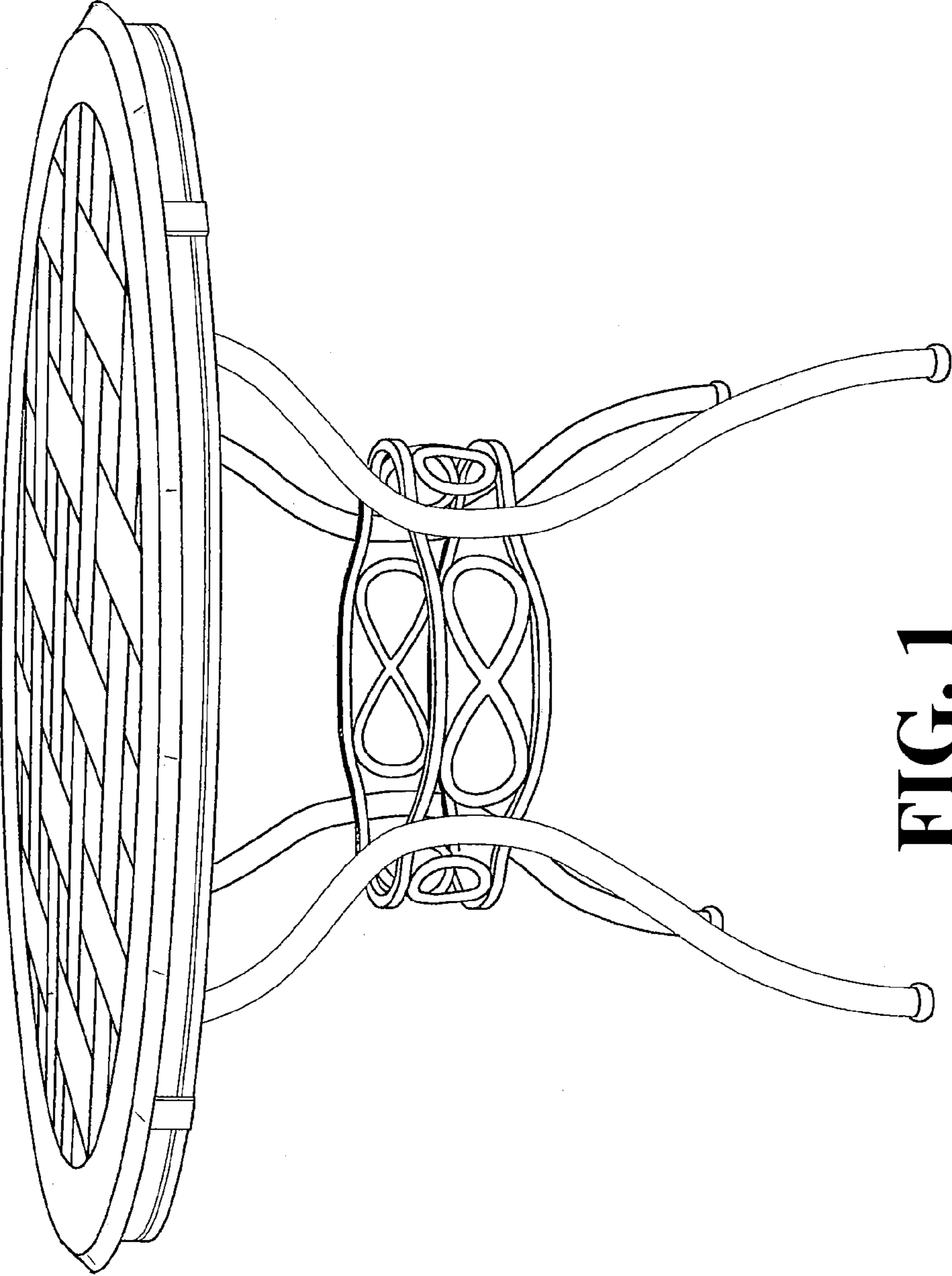


FIG. 1

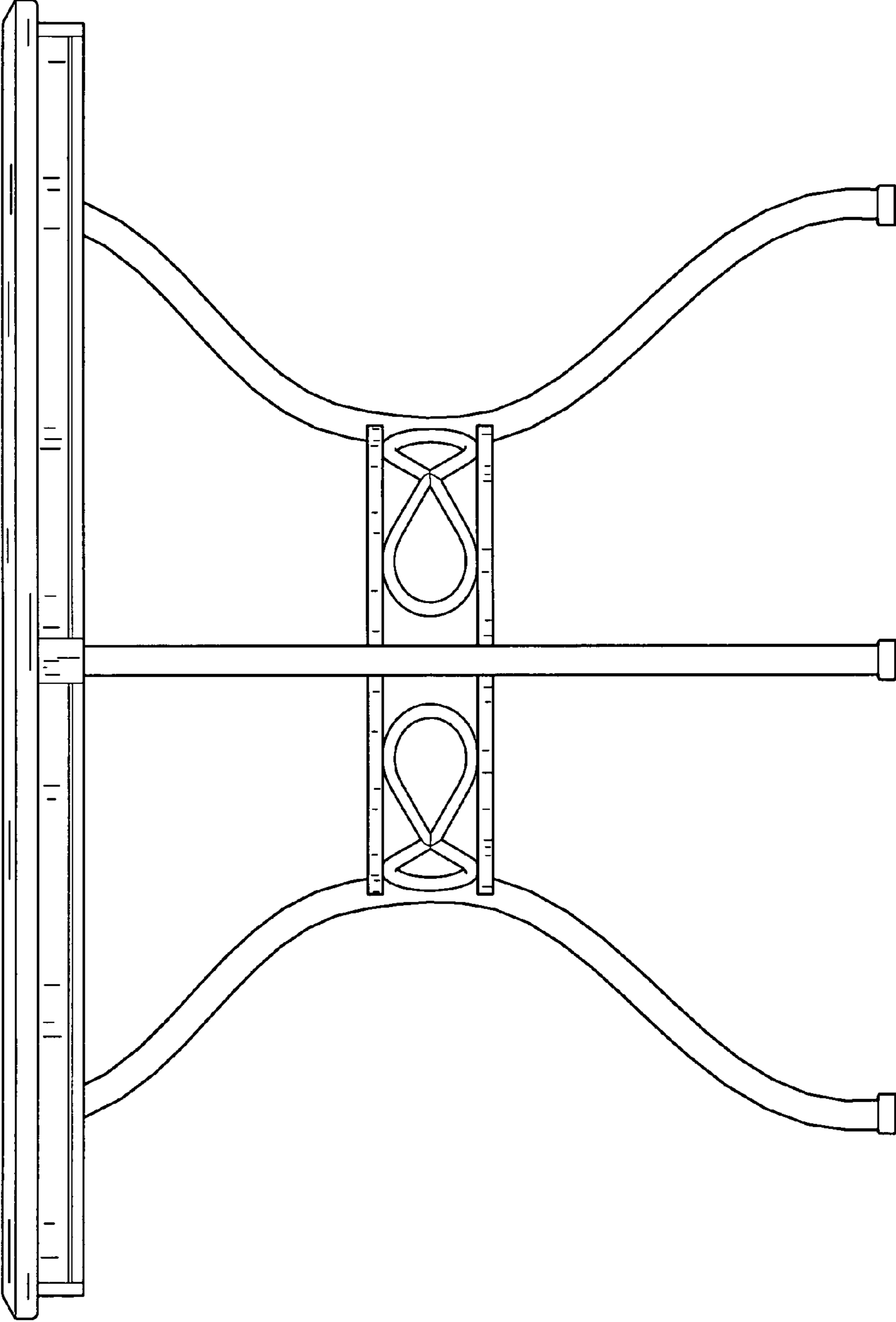


Fig. 2

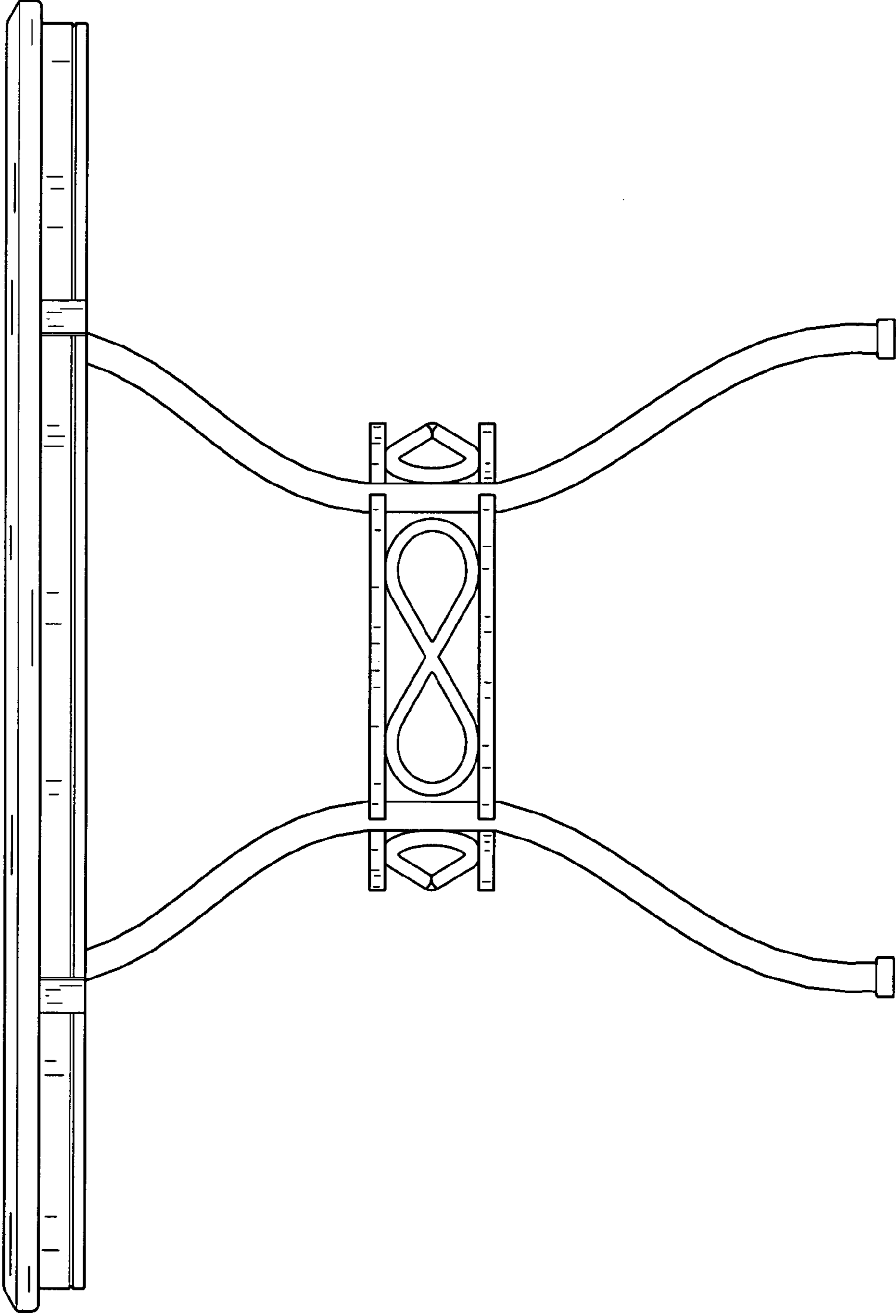


Fig. 3




Fig. 4