

US00D625529S

(12) **United States Design Patent**
Grainger

(10) **Patent No.:** **US D625,529 S**

(45) **Date of Patent:** **** Oct. 19, 2010**

(54) **STORAGE AND TRANSPORTATION DEVICE**

(76) Inventor: **Allan Grainger**, Oakdale, Penydarren
Park, Merthyr Tydfil, Mid Glamorgan
(GB) CF47 8YW

(**) Term: **14 Years**

(21) Appl. No.: **29/350,362**

(22) Filed: **Nov. 16, 2009**

(51) **LOC (9) Cl.** **06-04**

(52) **U.S. Cl.** **D6/462**

(58) **Field of Classification Search** D6/461-468,
D6/458, 510, 479, 491, 449, 409, 410, 411,
D6/436, 437; D3/306; 211/181.1, 133.5,
211/133.2, 126.8, 126.9, 194, 59.4, 60.1;
108/59, 91, 92, 149, 181

See application file for complete search history.

(56) **References Cited**

U.S. PATENT DOCUMENTS

- D42,461 S * 5/1912 James D6/462
- 1,252,816 A 1/1918 Kuehl
- D155,509 S * 10/1949 Hertzberg D6/462
- 2,891,639 A 6/1959 Betts
- 2,918,295 A * 12/1959 Milner 280/652
- 3,529,878 A 9/1970 Blowers
- 3,533,502 A 10/1970 Hansen
- 3,784,054 A 1/1974 Mautz
- 3,902,270 A 9/1975 Molenaar
- 3,984,163 A 10/1976 Boorman, Jr. et al.
- 4,186,841 A 2/1980 Buckley et al.
- 4,191,436 A 3/1980 Cherry
- 4,213,532 A 7/1980 Eggert et al.
- 4,398,653 A 8/1983 Daloisio
- 4,482,066 A 11/1984 Dykstra
- D288,266 S * 2/1987 Campbell D6/462
- D290,792 S * 7/1987 Kester D6/411
- 4,799,620 A 1/1989 Vilella
- 4,801,024 A * 1/1989 Flum et al. 211/59.4
- 4,836,395 A 6/1989 Goutille
- 4,895,256 A 1/1990 Johnston
- 5,147,120 A 9/1992 Ray

- 5,150,484 A 9/1992 Whitten, Jr.
- D331,674 S * 12/1992 Leis et al. D6/462
- 5,211,461 A 5/1993 Teufel et al.
- 5,262,923 A 11/1993 Batta et al.
- 5,281,063 A 1/1994 Austin, III
- 5,325,975 A 7/1994 Brown et al.
- 5,452,811 A 9/1995 Taravella et al.

(Continued)

FOREIGN PATENT DOCUMENTS

DE 23 44 186 9/1973

(Continued)

OTHER PUBLICATIONS

U.S. Appl. No. 29/350,360, Allan Grainger.

(Continued)

Primary Examiner—Caron Veynar
Assistant Examiner—Abraham Bahta
(74) *Attorney, Agent, or Firm*—King & Schickli, PLLC

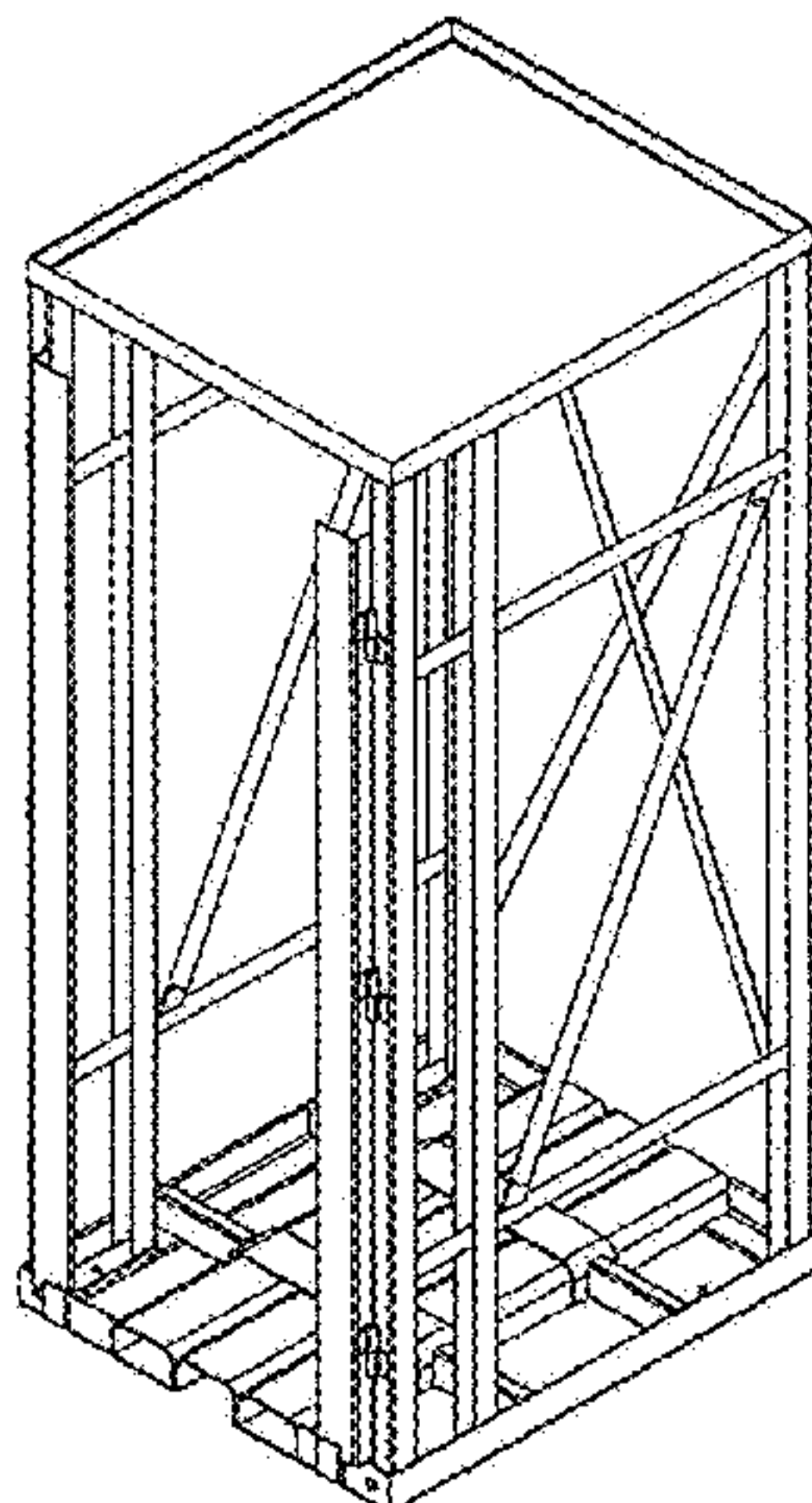
(57) **CLAIM**

The ornamental design of a storage and transportation device,
as shown and described.

DESCRIPTION

FIG. 1 is a perspective view of the device;
FIG. 2 is a top view of the device;
FIG. 3 is a front view of the device;
FIG. 4 is side view of a first side of the device;
FIG. 5 is a side view of a second side of the device; and,
FIG. 6 is a bottom view of the device.

1 Claim, 6 Drawing Sheets



US D625,529 S

Page 2

U.S. PATENT DOCUMENTS

D363,587 S * 10/1995 Glinski D34/17
5,531,352 A 7/1996 Kraft et al.
5,641,082 A 6/1997 Grainger
5,671,854 A 9/1997 Thomas
5,709,443 A 1/1998 Lautenschlager
5,709,512 A 1/1998 Smith
6,059,130 A 5/2000 Grainger
6,168,249 B1 1/2001 Chien
6,209,979 B1 4/2001 Fall et al.
6,422,399 B1 7/2002 Castillo et al.
D470,332 S * 2/2003 Clucas et al. D6/410
6,619,772 B2 9/2003 Dierbeck
6,702,124 B2 3/2004 Lauchner et al.
6,726,164 B1 4/2004 Baiza et al.
6,863,003 B2 3/2005 Grainger
6,938,967 B2 9/2005 Dubon et al.
6,962,397 B2 11/2005 Doblner et al.
7,140,502 B2 11/2006 Grainger
7,481,504 B2 1/2009 Chen et al.
D603,188 S * 11/2009 Wang D6/462
2002/0153682 A1 10/2002 Gruber
2003/0146361 A1 8/2003 Grainger
2004/0108797 A1 6/2004 Chen et al.
2004/0112260 A1 6/2004 Grainger
2004/0149754 A1 8/2004 Diamant
2004/0232097 A1 11/2004 Grainger
2006/0049197 A1 3/2006 Grainger
2006/0266726 A1 11/2006 Swanson

2007/0278169 A1 12/2007 Grainger
2007/0278918 A1 12/2007 Grainger
2008/0012456 A1 1/2008 Judge et al.
2008/0203873 A1 8/2008 Lautenschlager
2008/0264304 A1 10/2008 Grainger
2009/0060700 A1 3/2009 Grainger
2010/0012607 A1 1/2010 Grainger

FOREIGN PATENT DOCUMENTS

DE 37 20 409 7/1988
DE 201 17 805 5/2002
EP 0 791 312 8/1997
FR 1 328 018 9/1963
FR 2 753 891 4/1998
GB 1002071 8/1965
GB 1145532 3/1969
GB 2 353 012 2/2001
JP 2000-168779 6/2000
SE 459 146 6/1989

OTHER PUBLICATIONS

U.S. Appl. No. 29/350,366, Allan Grainger.
U.S. Appl. No. 29/350,368, Allan Grainger.
U.S. Appl. No. 29/351,031, Allan Grainger.
Mobile Shelter Systems, <http://web.archive.org/web/20040415125838/http://www.mssno.com/> Products: Storage Transport and Frame: Q-STF, Apr. 15, 2004.

* cited by examiner

Fig. 1

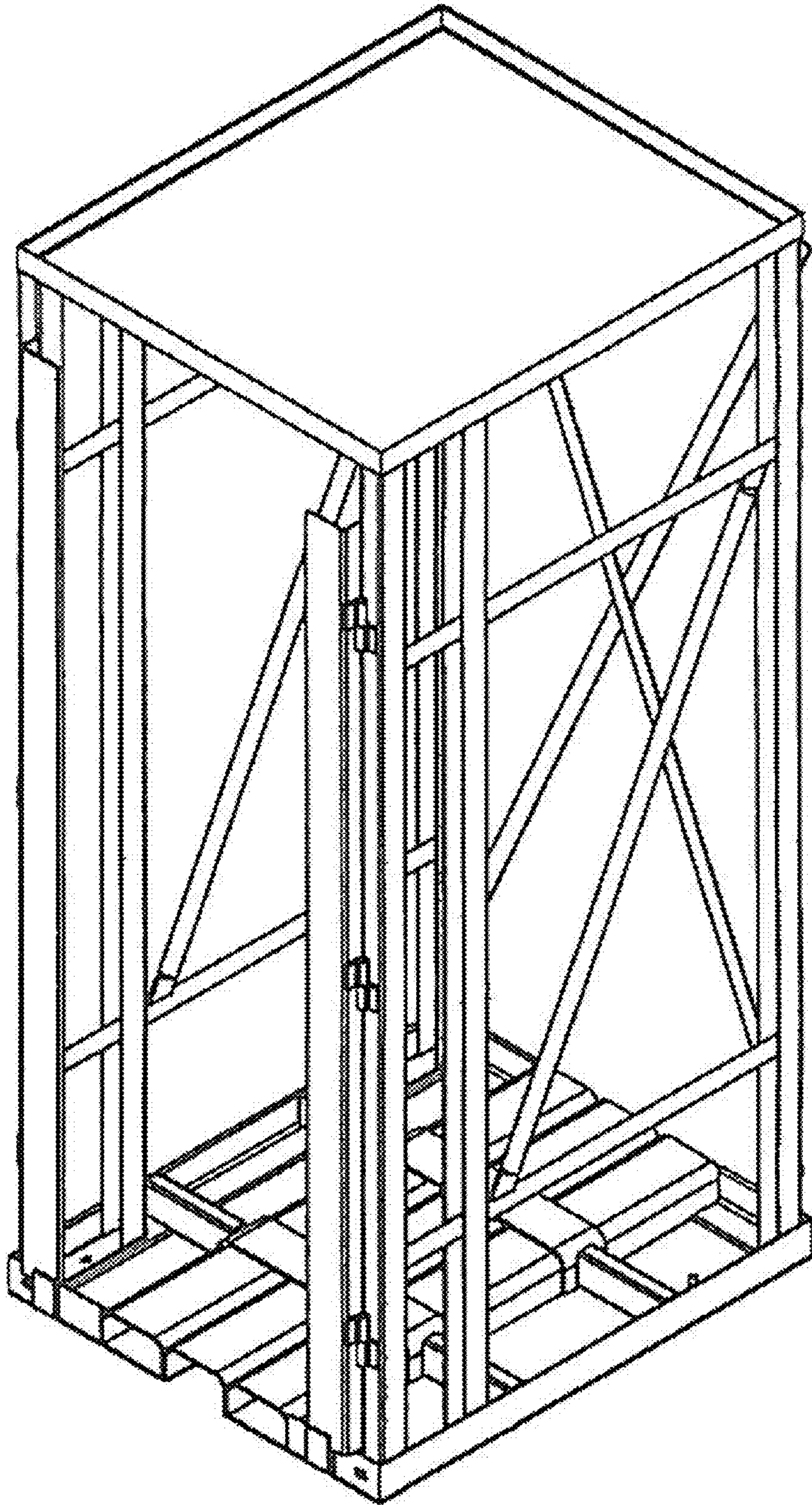


Fig. 2




Fig. 3

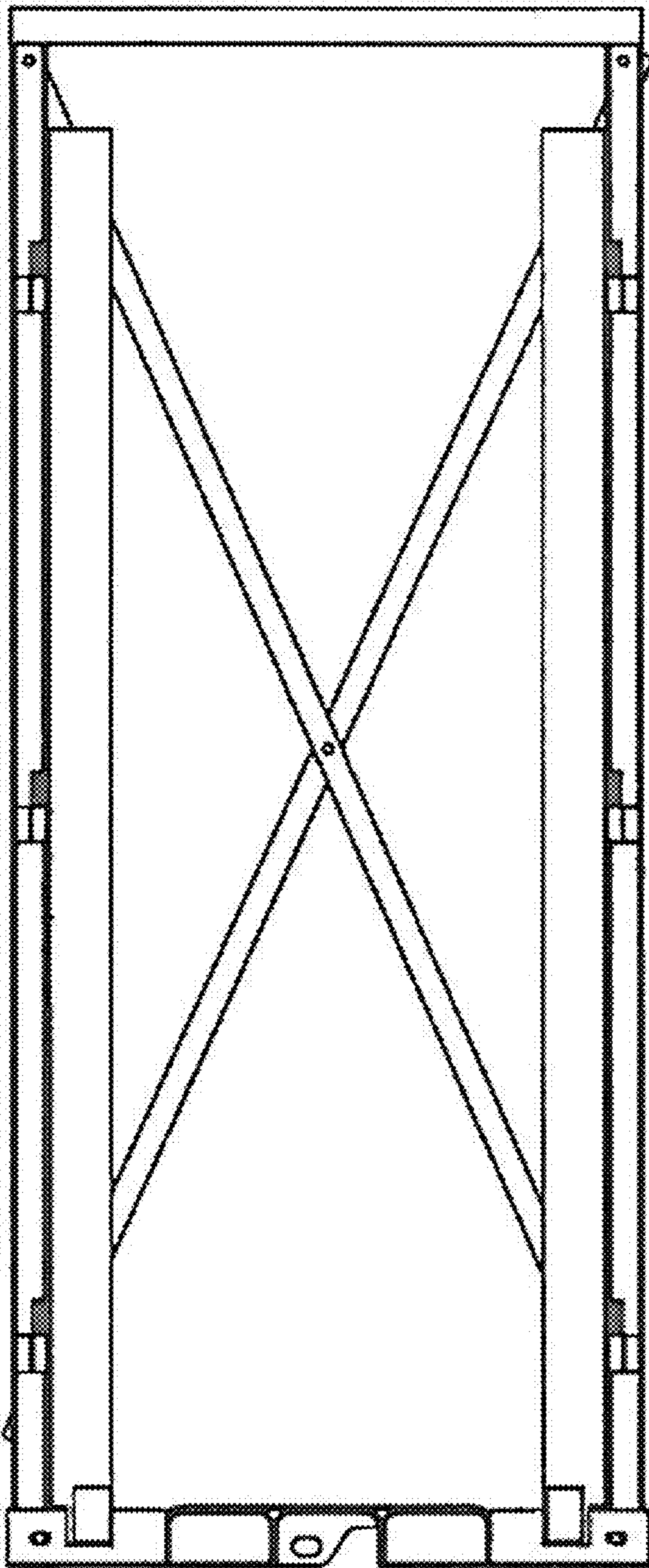


Fig. 4

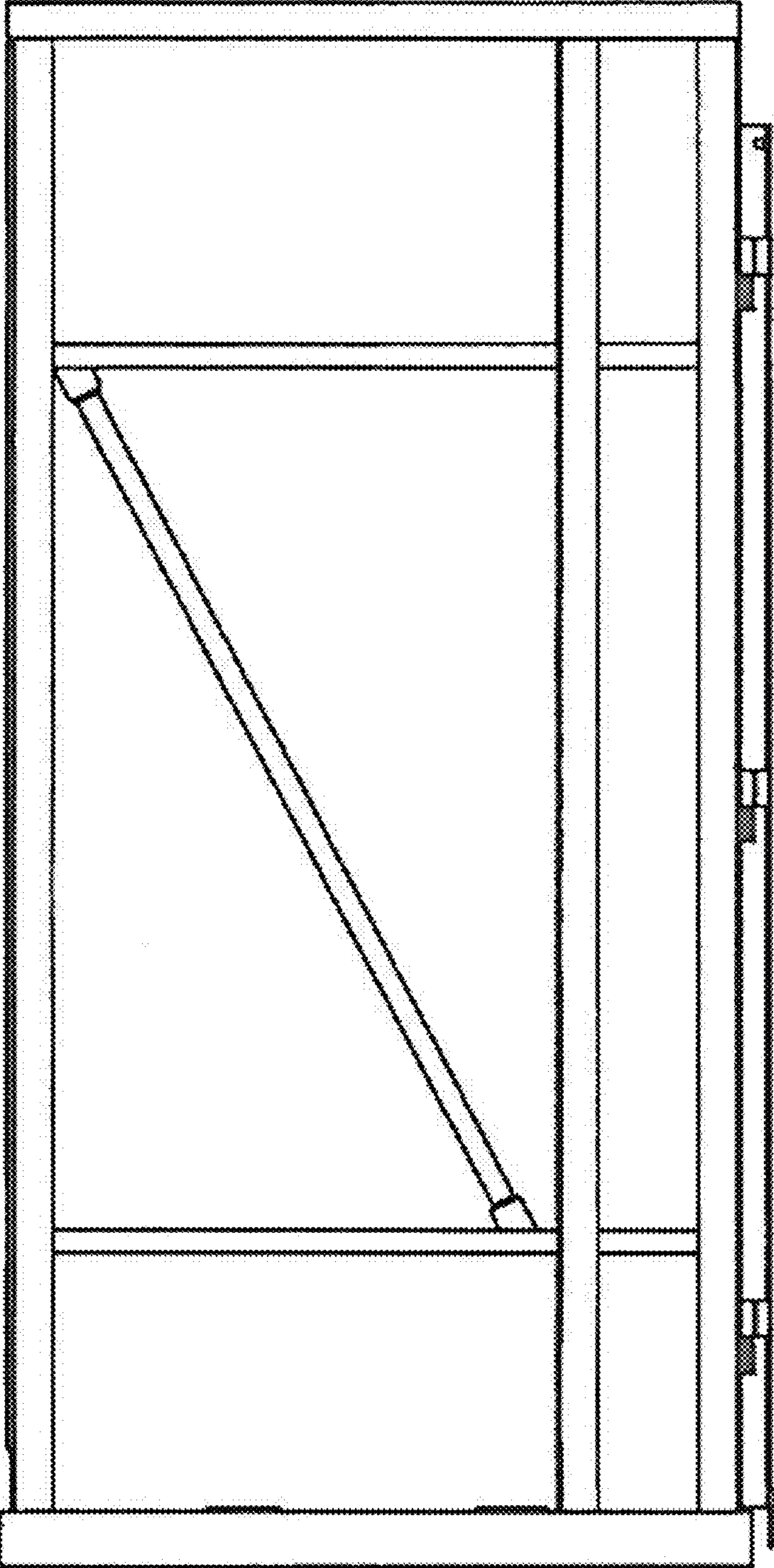


Fig. 5

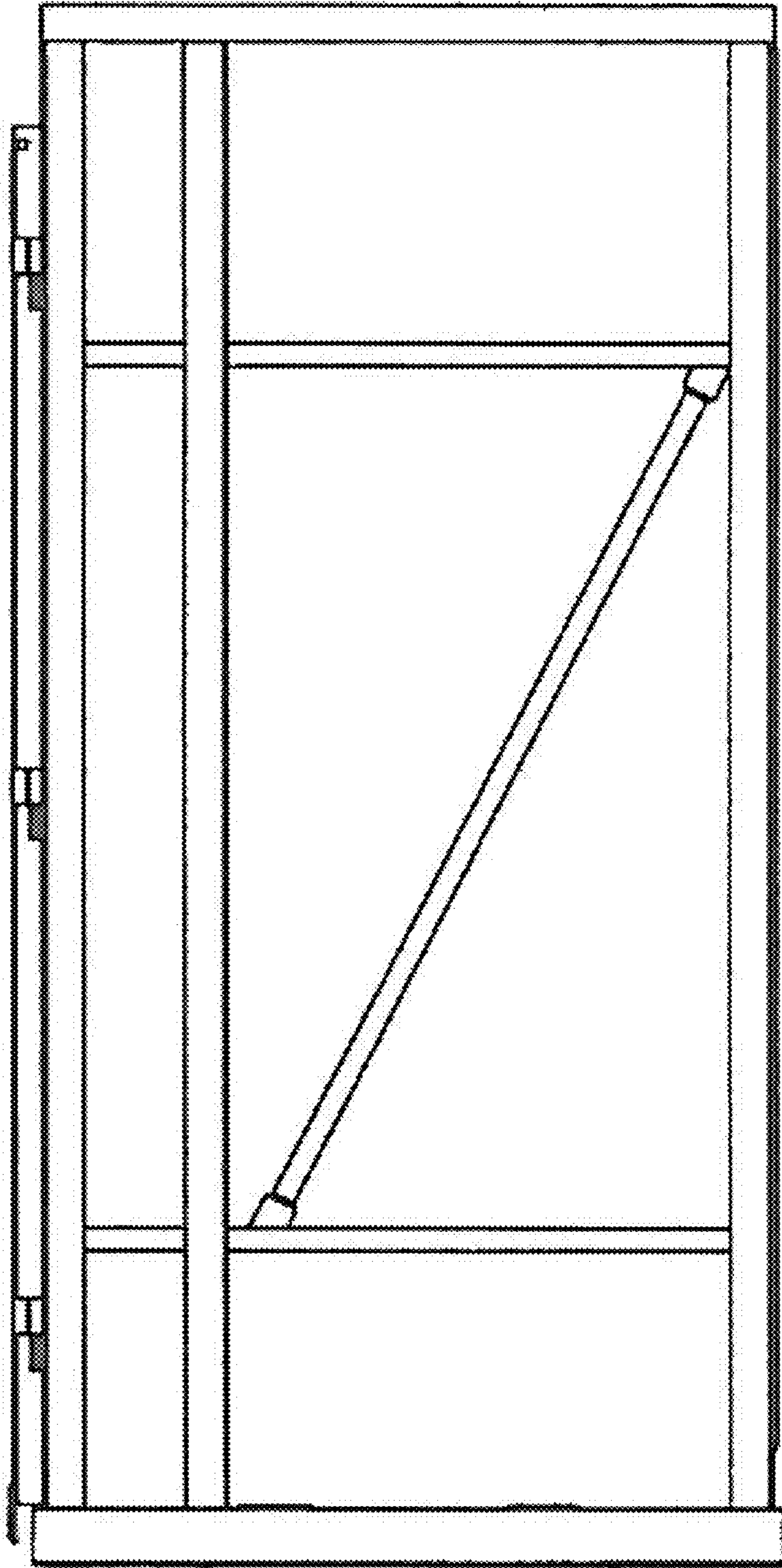


Fig. 6

