

US00D625520S

(12) **United States Design Patent**  
**Greene, Jr.**

(10) **Patent No.:** **US D625,520 S**  
(45) **Date of Patent:** **\*\* Oct. 19, 2010**

(54) **ORGANIZING DEVICE**

(76) Inventor: **Thomas H. Greene, Jr.**, P.O. Box 427,  
Madison, FL (US) 32341

(\*\*) Term: **14 Years**

(21) Appl. No.: **29/312,332**

(22) Filed: **Oct. 15, 2008**

(51) **LOC (9) Cl.** ..... **03-01**

(52) **U.S. Cl.** ..... **D3/304; D3/310**

(58) **Field of Classification Search** ..... **D3/304,**  
**D3/313, 901, 903; D19/75, 77, 78, 90-95,**  
**D19/99; 211/10, 11, 126.1; 206/214, 224,**  
**206/371**

See application file for complete search history.

(56) **References Cited**

**U.S. PATENT DOCUMENTS**

3,499,540	A	*	3/1970	Huncovsky	.....	211/60.1
D270,256	S	*	8/1983	Sankey	.....	D19/77
D276,444	S	*	11/1984	Battle	.....	D19/75
D317,178	S	*	5/1991	Kheng	.....	D19/75
D331,942	S	*	12/1992	Kirchner	.....	D19/78
D352,068	S	*	11/1994	Adams	.....	D19/78
D354,310	S	*	1/1995	Crist et al.	.....	D19/75
D354,516	S	*	1/1995	Crist et al.	.....	D19/75
5,800,031	A	*	9/1998	Hanneman et al.	.....	312/348.3
D516,313	S	*	3/2006	Pavli	.....	D3/304

D525,308 S \* 7/2006 Lara ..... D19/92

\* cited by examiner

*Primary Examiner*—Robert M Spear  
*Assistant Examiner*—Rashida C McCoy  
(74) *Attorney, Agent, or Firm*—J. Wiley Horton

(57) **CLAIM**

The ornamental design for an “organizing device”, as shown.

**DESCRIPTION**

FIG. 1 is a perspective view of an organizing device, showing my design;

FIG. 2 is a perspective view of an organizing device, showing my design;

FIG. 3 is a perspective view of an organizing device, showing my design;

FIG. 4 is a front elevation view of the organizing device design;

FIG. 5 is a top plan view of the organizing device design;

FIG. 6 is a rear plan view of the organizing device design;

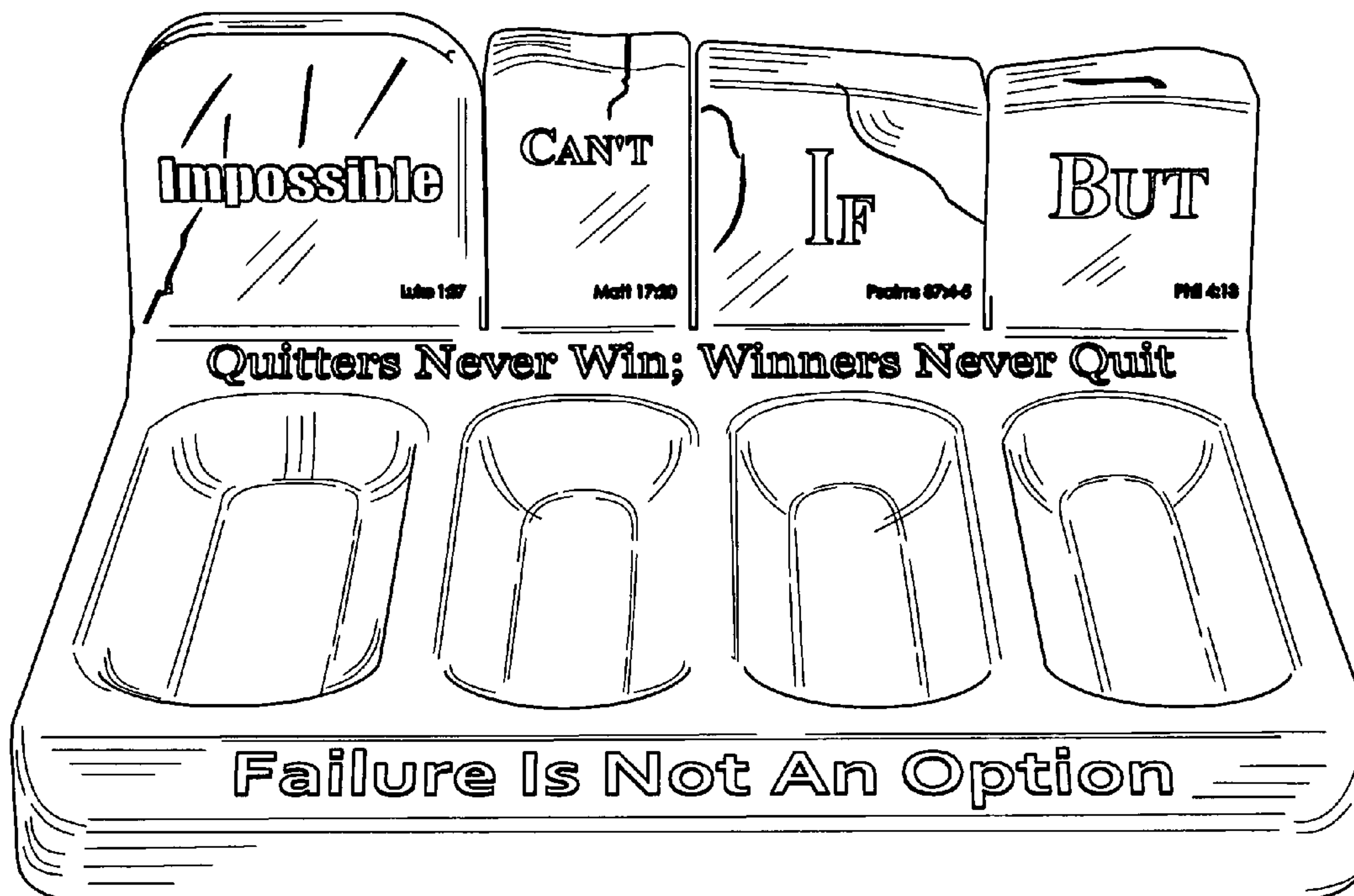
FIG. 7 is a right side plan view of the organizing device design; and,

FIG. 8 is a left side plan view of the organizing device design.

The bottom of the organizing device is flat and unornamented.

The broken lines illustrate environmental structure and form no part of the claimed design.

**1 Claim, 8 Drawing Sheets**



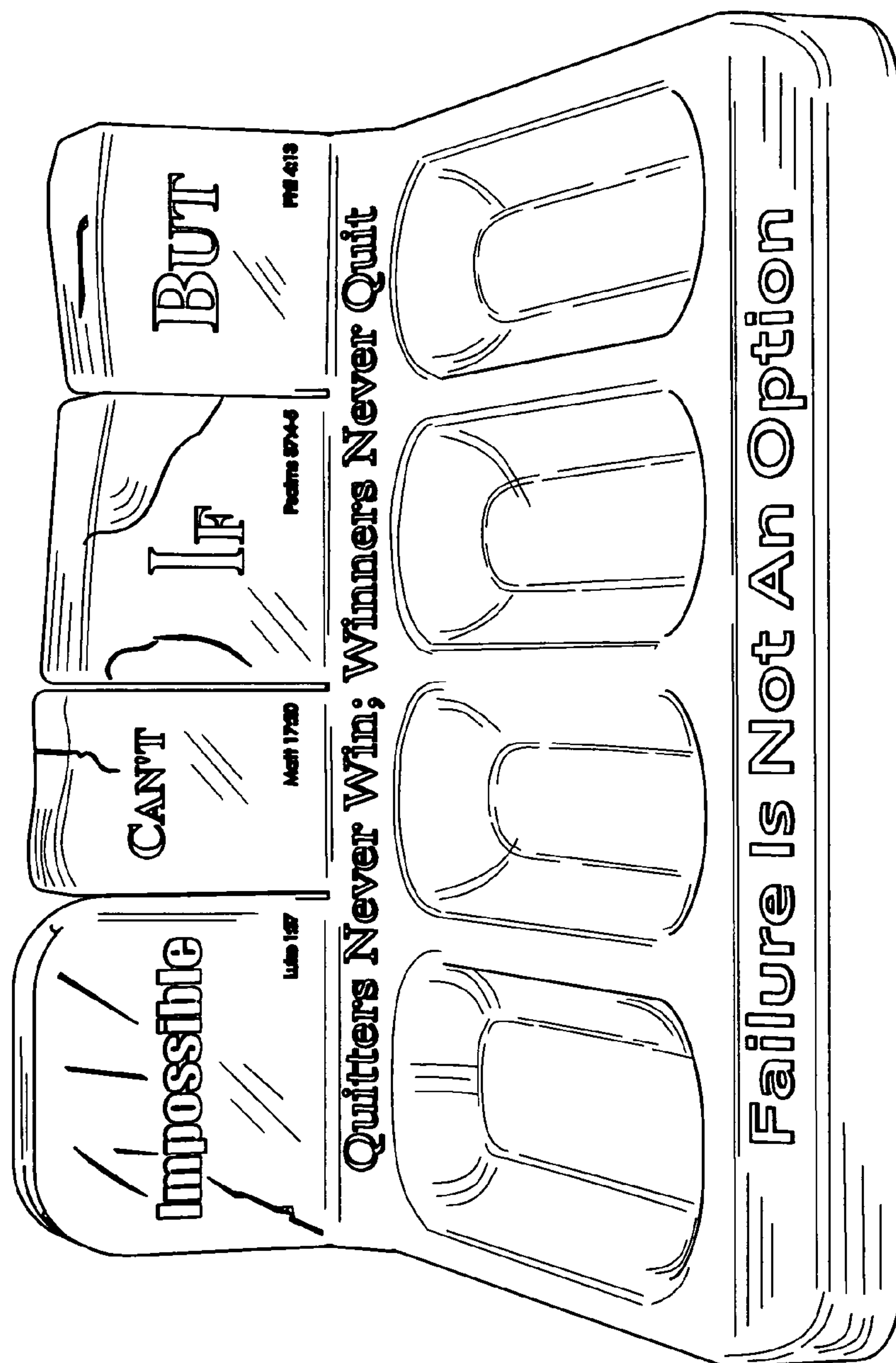


FIG. 1

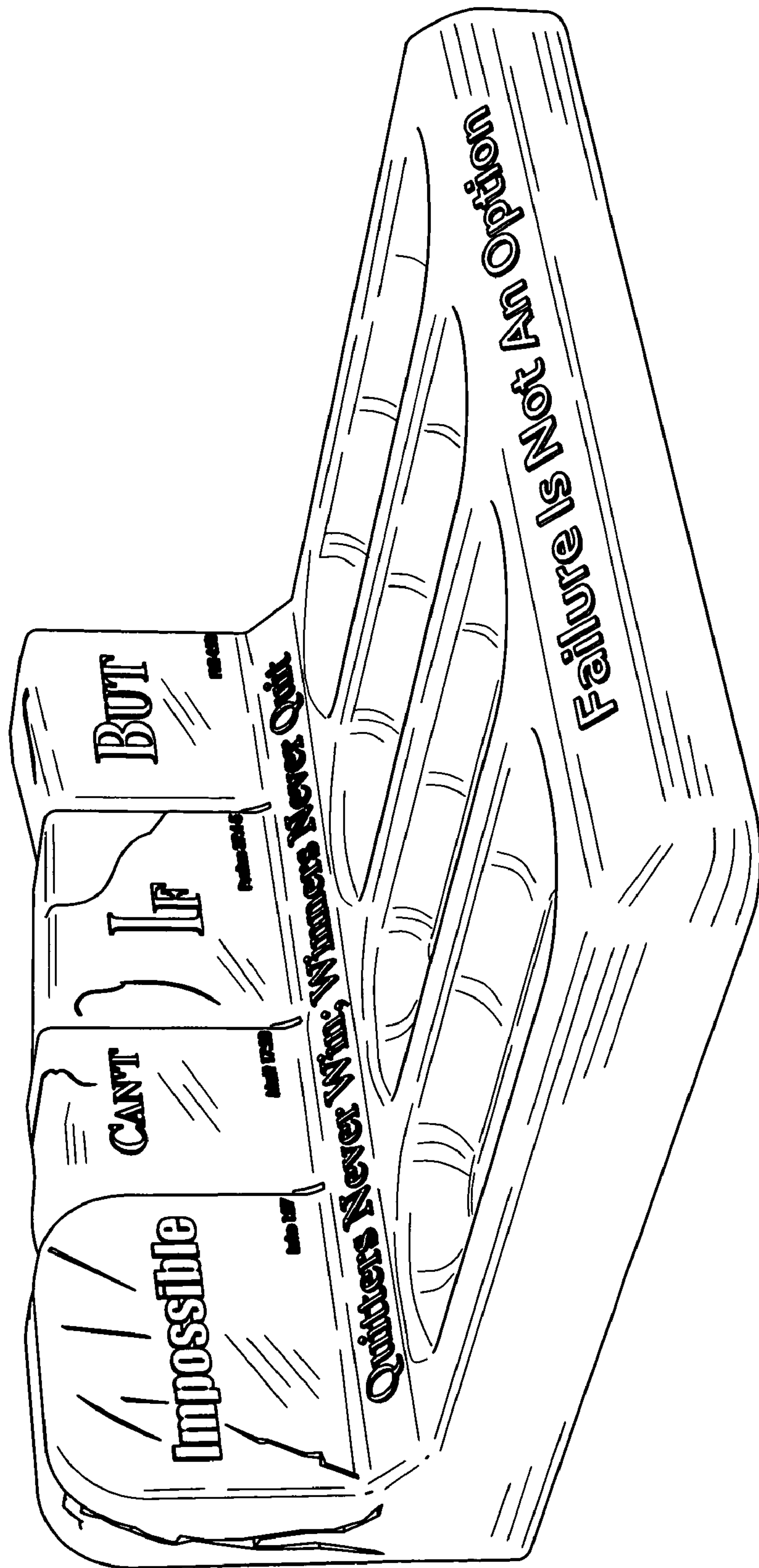


FIG. 2



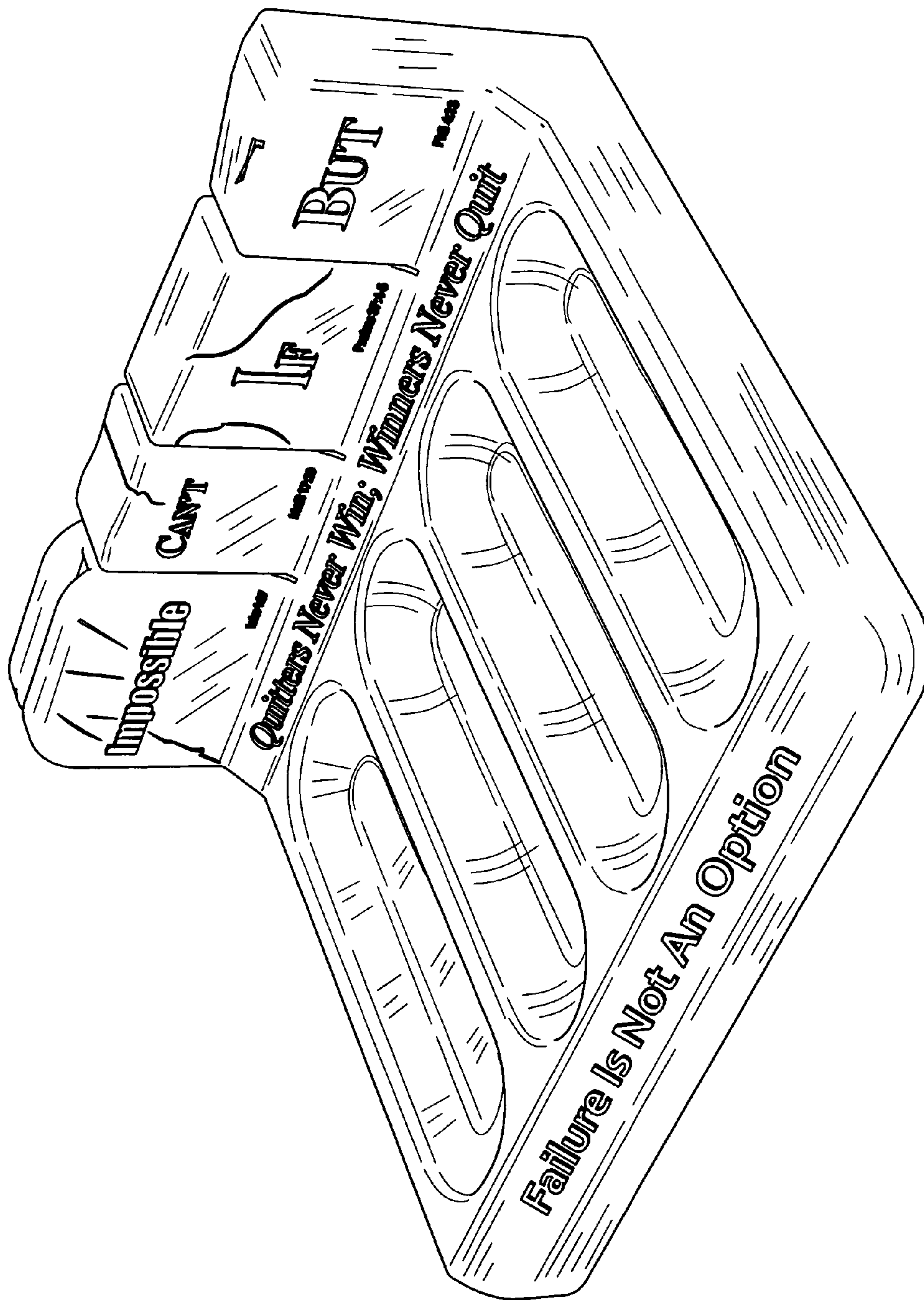


FIG. 3




FIG. 4

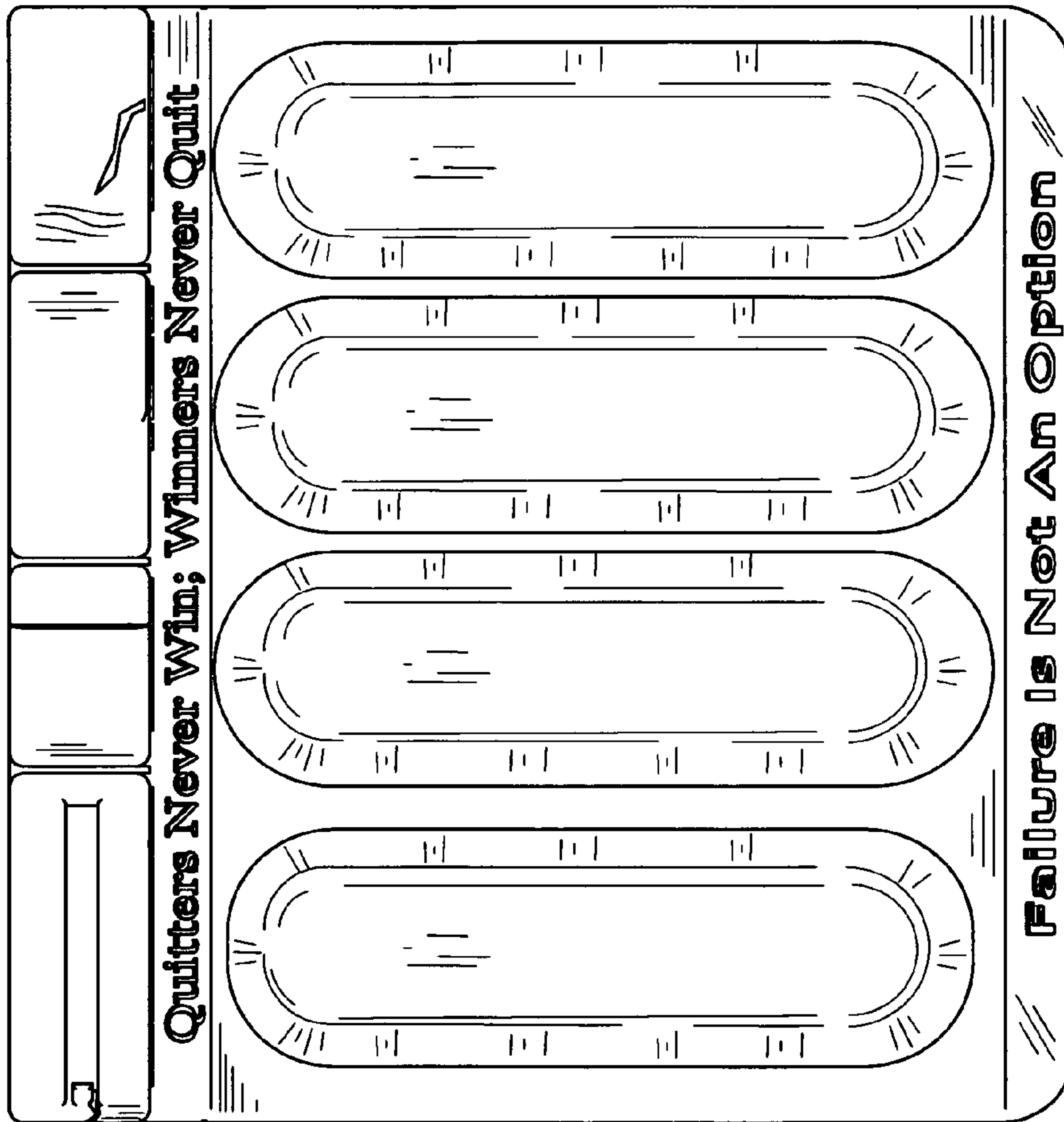


FIG. 5

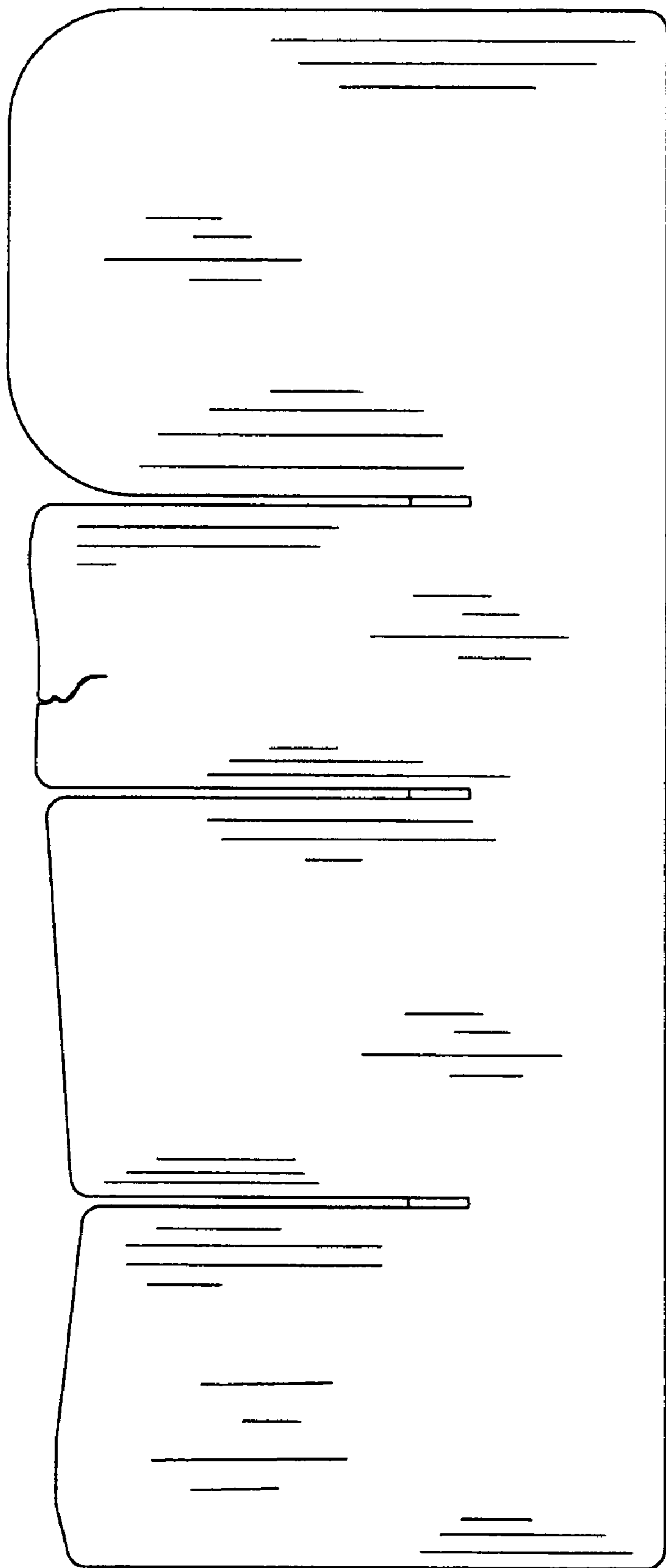


FIG. 6




FIG. 7






FIG. 8